C&S Engineers, Inc.
141 Elm Street #100
Buffalo, New York 14203

Construction Soil Characterization Report

Amherst Central Park South (Phase 1)

NYSDEC Site No. 915291

772 North Forest Road, Amherst, Erie County, New York

"P Order" (Index No. R9-20240227-28)

Prepared for:
Town of Amherst
5583 Main Street, Williamsville, New York

April 2024
C&S Project#: H22.009.001

1. EXECUTIVE SUMMARY 1

2. INTRODUCTION 2

2.1. PURPOSE OF INVESTIGATION 2
2.2. SCOPE OF WORK 2

3. SITE DESCRIPTION 3

3.1. SITE AND SURROUNDING CHARACTERISTICS 3
3.2. CURRENT PROPERTY USE 3
3.3. SITE HISTORY AND CONTAMINATION CONCERNS 4
3.3.1. SOIL 4
3.3.2. SEDIMENT 5
3.3.3. GROUNDWATER 5
3.3.4. SURFACE WATER 5

4. CONSTRUCTION SOIL CHARACTERIZATION REPORT METHODOLOGIES 6

4.1. INVESTIGATION SCOPE AND OBJECTIVES 6
4.2. SITE INVESTIGATION METHODS 6
4.2.1. SOIL SAMPLING METHODS 6
4.2.2. SOIL CLASSIFICATION 7
4.2.3. FIELD SCREENING 7
4.2.4. SOIL SAMPLE COLLECTION AND ANALYSIS 7
4.2.5. SEDIMENT SAMPLING METHODS 10

5. INVESTIGATION FINDINGS 11

5.1. SITE GEOLOGY 11
5.2. SITE HYDROLOGY 11
5.3. FIELD SCREENING RESULTS 11
5.4. LABORATORY ANALYTICAL DATA 12
5.4.1. SOIL ANALYTICAL DATA 12
5.4.2. SUBSURFACE SOIL ANALYTICAL DATA 12
5.4.3. SEDIMENT ANALYTICAL DATA 14

6. CONCLUSIONS 15

6.1. FINDINGS 15
6.2. RECOMMENDATIONS 16

FIGURES

Figure 1 Site Location Map
Figure 2 Sample Locations
Figure 3 Soil Sample Results
Figure 4 Soil Sample Results (Future Development)
Figure 5 Soil Cleanup Plan

DATA SUMMARY TABLES

Table 1 Analytical Logs
Table 2 Soil Sample Data Summary
Table 3 Sediment Sample Data Summary
Table 4 Delineation Sampling Results

APPENDICES

Appendix A Soil Boring Logs
Appendix B Laboratory Analytical Reports
Appendix C Data Usability Report

Acronym List

ASP	Analytical Services Protocol
BCP	Brownfield Cleanup Program
BGS	Below Ground Surface
CIS-1,2-DCE	Cis-1,2-dichloroethene
CVOC	Chlorinated Volatile Organic Compound
ELAP	Environmental Laboratory Accreditation Program
ESA	Environmental Site Assessment
HASP	Health and Safety Plan
MSL	Mean Sea Level
NYSDEC	New York State Department of Environmental Conservation
NYSDOH	New York State Department of Health
PAH	Polycyclic Aromatic Hydrocarbons
PPM	Parts per Million
PCB	Polychlorinated Biphenyl
PID	Photo-ionization Detector
PCE	Tetrachloroethylene
PVC	Poly Vinyl Chloride
QA/QC	Quality Assurance / Quality Control
REC	Recognized Environmental Condition
SCG	Standards, Criteria, Guidance
SCO	Soil Cleanup Objective
SITE	Amherst Central Park South
SVOC	Semi-Volatile Organic Compound
TAL	Target Analyte List
TCE	Trichloroethene
TCL	Target Compound List
TCLP	Toxicity Characteristic Leaching Procedure
TOGS	Technical and Operational Guidance Series
USEPA	United States Environmental Protection Agency
USGS	United States Geologic Service
UST	Underground Storage Tank
VOC	Volatile Organic Compound

1. Executive Summary

At the request of the Town of Amherst, C&S Engineers, Inc. (C&S) has prepared this Construction Soil Characterization Report (or Investigation) Report of the Amherst Central Park South – Phase 1 located at 772 North Forest Road, Town of Amherst, Erie County, New York (Site). The scope of services for the Investigation was based on the Work Plan approved by the New York State Department of Environmental Conservation (NYSDEC). The location of the Site is shown on **Figure 1**.

This investigation identified the presence of some metals in soils at concentrations above the NYSDEC SCOs within the Site, Phase 1 area. The findings are consistent with the historical golf course operations. The Phase 1 Site end use requires meeting commercial and restricted residential standards for passive and active recreation, respectfully. The following summarizes and discusses the results of this Investigation:

- Generally, concentrations of contaminants were low. Elevated metal concentrations were slightly above the most restrictive NYSDEC soil cleanup objectives. Elevated concentrations were limited to cadmium, and these concentrations were present generally within the top six inches of soil.

- Samples collected from areas in and around former Hole 9 contained higher metal contaminants in the greens, fairways and rough that the concentrations observed in other areas. This is likely the result of intensive usage of fertilizers, pesticides, herbicides, and fungicides on the manicured lawns.

- In the Phase 1.1 and 1.2 Recreational Areas, only concentrations in sample location SB-21 exceeded the Commercial Use SCOs, which is applicable to passive use recreational areas. Delineation of these contraventions yielded an impacted area of approximately 40 feet by 70 feet to a depth of six inches.

- In the Phase 1.3 Recreational Area, all reported concentrations were below the Restricted Residential Use SCOs, which form the guidance values for active recreation areas.

2. Introduction

C&S Engineers, Inc. (C&S) has prepared this Construction Soil Characterization Report (CSCR) for Amherst Central Park South Phase 1, located within 772 North Forest Road (Site). The scope of services for the CSCR was based on the NYSDEC approved December 22, 2023, work plan. The location of the Site is shown on **Figure 1**.

2.1. Purpose of Investigation

This Investigation was completed to characterize soil conditions prior to the commencement of construction activities and provide analytical data to create a soil handling plan for the planned Site construction activities.

2.2. Scope of Work

The scope of services for this Investigation included the following tasks:

- Review of historical environmental reports / documentation including former investigations performed on this site;
- Subsurface investigation of the geologic conditions of the Site;
- Collection and laboratory analytical testing of soil and sediment samples;
- Evaluation of the findings of the investigation and analytical testing; and
- Discussion of the potential impact of the observed conditions on the Site and recommendation of further actions.

3. Site Description

In April 2023, the Town of Amherst purchased the former Westwood Country Club 170-acre property ("Property") located at 772 North Forest Road, Amherst, New York. Figure 1 shows the location of the Property (former Westwood County Club). The Town intends to transform the Property into a new public park. The park will be developed in stages. The first section of the park will be a 57.65-acre southern portion of the Property. This portion will be referred to as "Amherst Town Park South." The first phase of Amherst Town Park South (called "Phase 1") will consist of 18 acres of land along Sheridan Drive and North Forest Road. Figure 2 shows the boundary of Phase 1 and Amherst Town Park South. Phase 1, scheduled for construction to commence in 2024, will be developed in three sub phases: Phase 1.1, 1.2, and 1.3, these sub-phases are presented in Figure 3.

This Report describes the soil characterization activities solely for Phase 1 of Amherst Town Park South. Similar characterization activities will place take place on remaining acreage as the Town Park is developed.

3.1. Site and Surrounding Characteristics

The Site is relatively flat with some minor topographic relief commonly associated with golf courses. Three fairways, greens, and rough were located within the Site and have not been maintained since 2014. The Site contains areas developed with a number of structures consisting of the clubhouse and associated buildings. A berm is located onsite along Sheridan Drive and runs west to east along the full length of the southern Site boundary. The berm is approximately 6 to 10 feet high.

The table below describes the properties / features / roads immediately surrounding the Site.

Direction	Features
North	Maple Road, Audubon Golf Course
South	Sheridan Drive, Residential Housing
East	Ellicott Creek, Amherst Highway DPT, and Residential housing
West	Residential housing

A Site location map is attached as **Figure 1**.

3.2. Current Property Use

The Site includes several vacant buildings including a former: clubhouse, pool house, and maintenance sheds. The remainder of the site consists of a former golf course, which includes fairways, greens, ponds, bunkers, and a berm on the southern boundary of the site.

3.3. SITE HISTORY AND CONTAMINATION CONCERNS

The Site was first partially developed as a golf course in 1921. Prior to 1921, the land use was agricultural and residential. The course remained in operation until 2014, when it was then sold. The previous owner completed preliminary sampling of surface soils to determine if long-term, historic use of golf-course-related maintenance impacted the property and to qualify the Site for the Brownfield Program. Contamination was identified and the previous owner entered into the New York State Brownfield Cleanup Program (BCP) in 2015 (NYSDEC Site No. C915291). After negotiations between the previous owner and the Town of Amherst, the property was sold to the Town and the 2015 Brownfield Cleanup Agreement was terminated. Further investigations were conducted from 2015 through 2017, and in 2022, the investigations included surface soil, subsurface soil, sediment, groundwater, and surface water sampling.

These results were provided to the NYSDEC. The Town of Amherst entered into a "P Order" with the NYSDEC in February of 2024. This investigation and on site activities will be under oversight of NYSDEC.

3.3.1. SOIL

The historic soil sampling identified the presence of a number of metals in soils at concentrations above the NYSDEC SCOs at the Property. The following summarizes and discusses the data generated during the 2015, 2016, and 2017 Pilot Studies. Concentrations are compared to NYSDEC Restricted Residential Use Soil Cleanup Objectives (SCOs), which apply to areas in which active recreation is expected. However, much of the planned development of the Amherst Town Park South is expected to be passive recreation, which uses the less stringent Commercial Use SCOs as guidance.

- A number of contaminants were detected at concentrations above the Restricted Residential Use SCOs in one or more samples collected at the Property, including:
    - Arsenic
    - Cadmium
    - Chromium
    - Cyanide
    - Mercury
    - Zinc
- The presence of the metals listed above is consistent with the historic use of pesticides, herbicides, and fungicides at a golf course. Although these metals are no longer commonly used in pesticides, herbicides, and fungicides, these metals once formed the basis for these products.

- Hole 9 sample results in the vicinity of Phase 1.1, 1.2, and 1.3 contained exceedances for chromium above Restricted-Residential SCOs and cadmium above Commercial SCOs.
- Generally, the depths of elevated metals concentrations within the Property are:
    - Greens: within the top 12 to 18 inches
    - Fairways: within the top six inches
    - Tee boxes: within the top six to 12 to 18 inches
    - Rough: within the top two to six inches
- Contaminant concentrations are generally highest in the greens, followed by the tees and fairways. The lowest concentrations were detected in the rough areas.
- One composite soil sample was collected from the grid locations with the highest metal concentrations from the greens and tees. The samples were analyzed for waste characterization using the Toxicity Characteristic Leaching Procedure (TCLP). Results indicate that, although soils from this Site are contaminated with heavy metals, the concentrations do not exceed hazardous levels.

3.3.2. Sediment

The sediment sampling arsenic results were generally low and ranged from 1.3 to 11.3 mg/kg. These concentrations are below the NYSDEC Unrestricted Use SCO. Using the NYSDEC's June 24, 2014 "Screening and Assessment of Contaminated Sediments Guidance," eleven of the concentrations are characterized as Class A, which is defined as sediments that present little to no potential for risk to aquatic life.

3.3.3. Groundwater

None of the contaminants found in the soils at elevated concentrations (metals) were detected in the groundwater samples. The groundwater samples did contain concentrations of magnesium and iron above NYSDEC groundwater standards; however, it is common for groundwater in this region to contain high concentrations of metals such as calcium, iron and magnesium. Arsenic, chromium, and lead were also detected in groundwater samples, but were at levels lower than NYSDEC groundwater standards.

3.3.4. Surface Water

Two surface water samples were collected from the water hazards on the former Hole 8 and Hole 9 in May of 2022. Results from the Hole 9 water hazards show exceedances for PFOs and Benzo(k)fluoranthene. The NYSDEC has determined that this sampling is sufficient for site characterization efforts, however, should the project call for draining of the water hazards and discharging to the site or another body of water, additional sampling will be required. If the water is to be discharged to a publicly owned treatment work (POTW) facility, then the NYSDEC would not require sampling outside of the POTW required.

4. Construction Soil Characterization Report Methodologies

C&S conducted field activities for the CSCR on December 27 and 29, 2023 with subsequent sampling on February 8, February 21, and March 14, 2024.

4.1. Investigation Scope and Objectives

The CSCR subsurface investigation was completed to collect sufficient information to determine soil handling methods during site construction activities. Additionally, the investigation was conducted to determine if any material would be required to be disposed off-site. Lastly, the investigation was completed to characterize materials within the berm that parallels Sheridan Drive.

To accomplish these goals, the investigation included the advancement of shallow borings throughout the area proposed for construction to facilitate the collection of soil samples based on the NYSDEC approved 200-foot by 200-foot grid. Additional borings were advanced within the former green in response to concern regarding increased use of chemical treatments on greens. Two borings were also advanced through the berm to allow for visual and chemical characterization of the materials.

Following receipt of the analytical results, additional samples were collected to delineate the extent of cadmium concentrations around boring SB-21.

4.2. Site Investigation Methods

The methodologies used during the completion of the CSCR are outlined below.

4.2.1. Soil Sampling Methods

As indicated above, Site utilities were marked out prior to intrusive subsurface activities.

C&S collected subsurface soil samples from five separate horizons below the vegetative layer:

- Horizon A: zero to two inches
- Horizon B: two to six inches
- Horizon C: six to 12 inches
- Horizon D: 12 to 18 inches
- Horizon E: 18 to 24 inches

Samples SB- 02, 03, 04, 05, 06, 07, 09, 10, 12, 13, 14, 15, additional sampling at 17 and around 21, 22, and 23 were obtained by direct-push methodologies using Geoprobe Systems' equipped with DT22 Dual Tube Samplers. The DT22 Dual Tube samplers consisted of steel barrels having an inside diameter of 1.25 inches and five feet in length.

Single-use clear acetate liners were inserted into the sampling barrels prior to advancement, and the resultant soil cores were collected in the acetate liners as the samplers were advanced. Non-disposable sampling equipment was decontaminated between sample locations to avoid potential cross contamination of samples. Remaining soil samples were collected with a decontaminated steel shovel. Samples were placed into sampling containers using a disposable glove. Non-disposable sampling equipment was decontaminated between sample locations to avoid potential cross-contamination of samples.

4.2.2. Soil Classification

Soils were field classified with respect to predominant soil types and texture and relative moisture content, based on manual and visual field observations, and examined for staining and / or obvious indicators of petroleum or historical impact. The observed soil lithologies and pertinent observations are documented on Soil Boring Logs contained in **Appendix A**.

4.2.3. Field Screening

Soils were screened using open air and headspace analysis methods, using a portable photo-ionization detector (PID; MiniRae Model 3000) equipped with a 10.6 eV lamp. The PID was calibrated to a 100 part-per-million (ppm) isobutylene/air calibration gas mixture. The headspace screening was performed by placing a representative portion of the collected soil samples into re-sealable plastic bags ("Zip-lock" bags), and subsequently screening the air surrounding the soil within the bags with the portable PID as the containerized soil was agitated. The screening was intended to determine the relative concentration of volatile organic compounds (VOCs) that are released from the respective soil sample into the airspace of the bag. The PID screening results recorded for each boring was noted on the Boring Logs contained in **Appendix A**.

4.2.4. Soil Sample Collection and Analysis

The following details the sampling that occurred during the course of this investigation. **Table 1** summarizes the sampling and analysis program, and **Figure 2** shows the sampling locations. The samples were analyzed by Alpha Analytical of Westborough, Massachusetts, a New York State certified laboratory.

December 27 and 29, 2023 Sampling

Sampling was conducted on December 27 and 29, 2023 and this sampling followed the December 22, 2023 work plan.

- Nine hand auger soil borings (identified as SB-1A, SB-01, SB-08, and SB-16 through SB-21) and nine direct-push soil borings (identified as SB-02 through SB-11 and SB-15) were advanced across the Site based on a grid pattern.
    - Soil samples were collected from the top 0-2 inches (Horizon A) of soil immediately below the vegetative layer and from the layer 2-6 inches (Horizon B) below the surface.
    - The samples were submitted to the laboratory and a subset was analyzed while the remainder were held pending the initial analytical results.
    - The initial set of samples was analyzed for Target Analyte List (TAL) metals, mercury, cyanide and four samples for hexavalent chromium.
    - Table 1A summarizes the samples collected and analyzed.
- Three direct-push drilled soil borings were drilled in the area of Hole 9 green (SB-12 through SB-14).
    - From each sample location in the area of Hole 9 green, soil samples were collected from the depth horizons A through E.
    - Soil samples from depth Horizons A and B were analyzed for TAL metals, mercury, cyanide and one sample for hexavalent chromium.
    - Soil samples from Horizon C and D were collected and archived until it is determined if further evaluation was required at deeper depths.
    - Tables 1B summarizes the samples collected and analyzed.
- Two direct-push soil borings were advanced in the berm along Sheridan Drive (SB-22 and SB-23).
    - Soil samples were collected from the top 0-2 inches (Horizon A) of soil immediately below the vegetative layer and from the layer 2-6 inches (Horizon B) below the surface.
    - Borings were advanced until native soil was reached.
    - The samples were analyzed for TAL metals, mercury, cyanide and one sample for hexavalent chromium.
    - Table 1C summarizes the samples collected and analyzed.

February 8, 2024 Sampling

Additional sampling was completed on February 8, 2024 to delineate the extent of concentrations of cadmium around SB-21. Two additional boring were advanced at the request of the NYSDOH to facilitate the collection of soil samples at 15 feet below grade.

- One direct-push drilled soil boring was advanced at SB-21 to collect deeper samples than originally collected.
    - Soil samples were collected from the 6-12 inches (Horizon C), 12-18 inches (Horizon D) and 18-24 inches (Horizon E) below the ground surface.
    - The samples were submitted to the laboratory and a subset was analyzed while the remainder were held pending the initial analytical results.

- Sixteen direct-push drilled soil borings were advanced surrounding SB-21, four in each of the cardinal directions (N-01 through N-04, E-01 through E-04, S-01 through S-04, and W-01 through W-04) to horizontally delineate the cadmium concentrations above the Commercial Use SCOs.
    - Horizontal delineation consisted of four rings stepping out at 5, 10, 15 and 20 feet from SB-21.
    - Each ring consists of four sample locations.
    - From each sample location in the area of SB-21, soil samples were collected from the depth horizons a through E.
    - The samples were submitted to the laboratory and a subset was analyzed for cadmium while the remainder were held pending the initial analytical results.
- The advancement of one direct-push drilled soil boring in SB-17 and SB-21 to collect samples for analysis at 15 feet below grade (as per NYSDOH's request).
    - One sample representative of the native material was collected from each boring and analyzed for TAL metals.

February 21, 2024 Field Work

Additional sampling was completed on February 21, 2024 to further delineate the extent of concentrations of cadmium around SB-21. All samples were collected to the east of SB-21, the only direction in which concentrations below the Commercial Use SCOs had not been found.

- The advancement of 3 hand auger soil borings in the area of SB-21 (E-05 through E-07).
    - Horizontal delineation consisted of 3 additional step outs of 25, 30, and 35 feet from SB-21 in the east direction.
    - From each sample location in the area of SB-21, soil samples were collected from the depth horizons A through C.
    - The samples were submitted to the laboratory and a subset was analyzed for cadmium while the remainder were held pending the initial analytical results.

March 14, 2024 Field Work

Additional sampling was completed on March 14, 2024 to further delineate the extent of concentrations of cadmium around SB-21. All samples were collected to the east of SB-21, the only direction in which concentrations below the Commercial Use SCOs had not been found.

- The advancement of 2 hand auger soil borings in the area of SB-21 (E-08 and E-09).

- Horizontal delineation consisted of 2 additional step outs of 40 and 45 feet from SB-21 in the east direction.
- From each sample location in the area of SB-21, soil samples were collected from the depth horizons A and B.
- The samples were submitted to the laboratory and a subset was analyzed for cadmium while the remainder were held pending the initial analytical results.

Quality Assurance/Quality Control Samples

For quality assurance/quality control (QA/QC) purposes, field duplicate, Matrix Spike (MS), and Matrix Spike Duplicate (MSD) samples were collected throughout the investigation. Table 1E summarizes the QA/QC samples collected during the investigation.

In addition, the analytical results were reviewed by a third-party validator. The review is summarized in the Data Usability report included in Appendix C.

4.2.5. Sediment Sampling Methods

C&S collected a sediment sample from the west end of the pond on Hole 9. Samples were collected using a decontaminated steel shovel and sediment was placed into sampling containers using disposable gloves. The sample was analyzed for TAL metals, total mercury, total cyanide, and hexavalent chromium.

5. Investigation Findings

The findings of the Construction Soil Characterization Report are further discussed in the sections below and are consistent with previous.

5.1. Site Geology

Topography on the Site averages approximately 600 feet above sea level. Overall, the topography of the Site is relatively level, with the exception of previous modifications resulting from the construction, operation, and maintenance of the golf course.

The Soil Survey of Erie County (U.S. Department of Agriculture, Soil Conservation Service www.websoilsurvey.nrcs.usda.gov) identifies soils on the Site as loamy fine sand, silt loam, and urban land. The results of the soil borings conducted during the investigation are consistent with the mapped soils information. Specifically, the soil borings encountered native soils consisting of glacial till deposited silty, clayey silt, silt and silty or clayey sand soils overlying the shale bedrock. In most cases, the soil borings indicated the presence of surface topsoil and man-placed fill or disturbed indigenous soils above native soils, and consistent with topographic modifications associated with golf course construction.

Bedrock in the vicinity of the Site consists generally of shale bedrock and the depth to bedrock in the area ranges from approximately 15 to 65 feet. During this boring program, refusal, likely bedrock, was encountered at depths of 11 to 15 feet below grade.

The specific lithology observed at each boring location is documented on the corresponding boring logs included in **Appendix A.**

5.2. Site Hydrology

Due to previous investigations indicating that groundwater contamination was not a concern in Phase 1 of this project, the Work Plan did not require the installation of monitoring wells.

Based on topography, historical findings and the location of Ellicott Creek to the northeast, it has been accepted that groundwater flow is to the northeast.

5.3. Field Screening Results

Throughout the majority of the Site, the soil material did not exhibit evidence of contamination, such as staining, odors, or elevated PID measurements. All soil borings with the exception of SB-04 and SB-13 had similar characteristics for Horizon A: Dark brown organic clay, Horizon B: Medium brown clay. At SB-04, Horizon B contained small stone and asphalt pieces. At SB-13, Horizon B contained coarse grained brown sand.

Soil borings SB-22 and SB-23 were both advanced within the berm along Sheridan Drive. In SB-22, angular asphalt and fill material was observed at 5 feet and 9 feet below ground surface. At SB-23, angular asphalt and fill material was observed at 18 inches and 5 feet below ground surface.

5.4. LABORATORY ANALYTICAL DATA

As discussed above, one sediment and multiple subsurface soil samples were collected and analyzed. Summaries of the lab data are provided as **Tables 1,2, and 3,** and laboratory analytical reports are provided in **Appendix B**.

5.4.1. SOIL ANALYTICAL DATA

New York State has established Soil Cleanup Objectives (SCOs) for various chemicals of interest, including those chemical compounds associated with petroleum products and heavy metals. These SCOs are established in Title 6 of the New York Codes, Rules, and Regulations at Part 375 (6NYCRR Part 375). The purpose of this investigation is to develop a Construction Management Plan.

The Restricted Residential Use SCOs apply in this case to the areas being developed for active recreation. This use allows for the planned active recreational uses, which includes recreational activities with a reasonable potential for soil contact.

The Commercial Use SCOs apply in this case to the areas being developed for passive recreation, which includes recreational activities with a minimal potential for soil contact.

For the development of this Phase of Amherst Central Park South, the Restricted Residential SCOs apply to Phase 1.3, where the recreational activities would be considered to be of the 'active' type. In Phases 1.1 and 1.2, the less stringent Commercial Use SCOs would apply to these passive recreational activities.

Summary tables that compare the results to the development soil cleanup objectives are contained in the attached **Tables 1, 2, and 3**. Concentrations are reported in parts per million (ppm). The laboratory analytical reports are contained in **Appendix B.**

5.4.2. SUBSURFACE SOIL ANALYTICAL DATA

<u>Site-Wide Characterization</u>

The site-wide characterization efforts included sampling in a 200-foot by 200-foot grid pursuant to the NYSDEC approved work plan.

In the Phase 1.3 Recreational Area, all reported concentrations were below the Restricted Residential Use SCOs, which form the guidance values for active recreation areas.

In the Phase 1.1 and 1.2 Recreational Areas, only concentrations in sample location SB-21 exceeded the Commercial Use SCOs, which is applicable to these passive use recreational areas.

- At SB-21, contraventions of the SCOs included:
    - At Horizon A, the cadmium concentration (11 ppm) slightly exceeded the Commercial Use SCO of 9.3 ppm.
    - At Horizon B, the cadmium concentration (11.8 ppm) slightly exceeded the Commercial Use SCO of 9.3 ppm.

Delineation Sampling

Additional sampling was conducted at and around SB-21 to delineate the concentrations of cadmium that were in excess of the Commercial Use SCO (9.3 ppm) at this location. The work included the analysis of samples via an iterative process such that the innermost sample was analyzed and the process was repeated until the reported concentration was below the Commercial Use SCO. Figure 5 shows the results of the delineation sampling.

- Vertical Delineation
    - The cadmium concentration in the sample collected from 6 to 12 inches below grade was below the Commercial Use SCOs.
    - This sample forms the floor of the excavation at 6 inches below grade.
- North Direction Delineation
    - The cadmium concentrations in sample N-04 were below the Commercial Use SCO.
    - This sample forms the northern boundary of the area and is 20 feet north of SB-21.
- East Direction Delineation
    - The cadmium concentrations in sample E-11 were below the Commercial Use SCO.
    - This sample forms the eastern boundary of the area and is 55 feet east of SB-21.
- South Direction Delineation
    - The cadmium concentrations in sample S-04 were below the Commercial Use SCO.
    - This sample forms the southern boundary of the area and is 20 feet south of SB-21.
- West Direction Delineation
    - The cadmium concentrations in sample W-03 were below the Commercial Use SCO.

- This sample forms the western boundary of the area and is 15 feet north of SB-21.

5.4.3. Sediment Analytical Data

The sediment sample analytical data is summarized in Table 4 and the location of the sediment sample is shown on **Figure 3.**

No contaminants were detected at concentrations above any of the applicable SCOs.

6. Conclusions

At the request of the Town of Amherst, C&S Engineers, Inc. (C&S) has prepared this Construction Soil Characterization Report of the Amherst Central Park South located at 772 North Forest Road, Amherst, New York (Site). The location of the Site is shown on **Figure 1**.

Previous investigations were conducted in 2015 through 2017, and in 2022, showing historic heavy metal-impacted soils at the property consistent with historical operations of a golf course. Based on these recommendations, samples collected as part of this investigation were analyzed for NYSDEC Part 375 TAL Metals, Mercury, Cyanide, and Hexavalent Chromium.

C&S' Investigation of the Site was conducted on December 27, 2023, December 29, 2023, February 8, 2024, February 21, 2024, and March 14, 2024. The following summarizes and discusses the results of this Investigation.

6.1. FINDINGS

This investigation identified the presence of a number of metals in soils at concentrations above the NYSDEC SCOs within the Site. The following summarizes and discusses the results of this Investigation:

- Generally, concentrations of contaminants were low. Elevated metal concentrations were slightly above the most restrictive NYSDEC soil cleanup objectives. Elevated concentrations were limited to cadmium, copper, manganese, mercury and zinc, and these concentrations were present generally within the top six inches of soil.

- Samples collected from areas in and around former Hole 9 contained higher metal contaminants in the greens, fairways and rough that the concentrations observed in other areas. This is likely the result of intensive usage of fertilizers, pesticides, herbicides, and fungicides on the manicured lawns.

- In the Phase 1.1 and 1.2 Recreational Areas, only concentrations in sample location SB-21 exceeded the applicable Commercial Use SCOs, which is applicable to passive use recreational areas. Delineation of these contraventions yielded an impacted area of approximately 40 feet by 70 feet to a depth of six inches.

- In the Phase 1.3 Recreational Area, all reported concentrations were below the applicable Restricted Residential Use SCOs, which form the guidance values for active recreation areas.

6.2. RECOMMENDATIONS

The Town of Amherst is planning a world-class municipal park at the Property. Following many meetings and engagements with residents, stakeholders and constituents the Town identified the following objectives for the Amherst Town Park South – Phase 1.1,1.2, and 1.3:

- Construct a Community Theatre, Winter Market and Skating Area
- Enhance and create related parking, roadways and upgrade needed utilities

Figure 4 presents sample results with the extents of the Amherst Town Park phasing.

Based upon the redevelopment plan, the Site consists of two end uses: Restricted Residential Use and Commercial Use. The areas of the Site identified as Restricted Residential Use are based on the extents of Phase 1.3; Commercial Use extents are Phase 1.1 and Phase 1.2.

Based on the results of this investigation, the area surrounding SB-21 will need to be remediated to a level that reduces cadmium concentrations to Commercial Use SCOs. Based on the results of this investigation, an area measuring 40 feet by 70 feet should be excavated to a depth of six inches, and the resulting material transported off-site for disposal at a properly permitted facility.

Figures

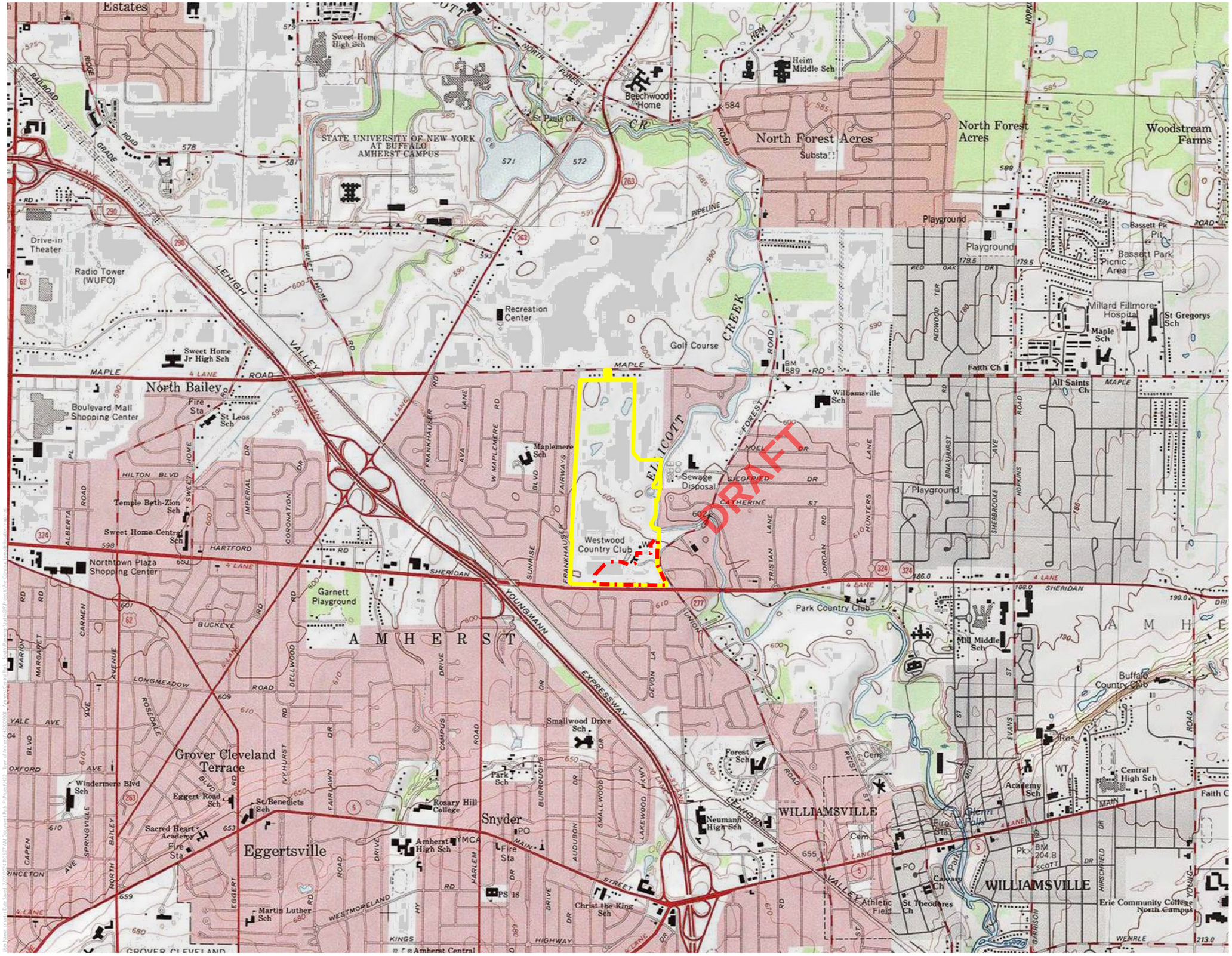

Figure 1

Site Location

2024 Phase 1 Construction

Former Westwood Country Club Property

N

0 1,000 2,000 4,000 Feet

1 in. = 2,000 feet
When printed at 11 in. by 17 in.

Amherst Central Park South Phase 1 Construction

Sources: . Created by C&S Engineers, Inc.

C&S COMPANIES®

Figure 2

Sample Locations

- 2024 Phase 1 Construction
- Sediment Sample Location
- Soil Sample Locations (Hand Auger)
- Soil Sample Locations (Drill Rig)
- Delineation Soil Sample Locations (Drill Rig)

N

0 30 60 120 Feet

1 in. = 75 feet

When printed at 24 in. by 36 in.

Amherst Central Park South Phase 1 Construction

Sources: . Created by C&S Engineers, Inc.

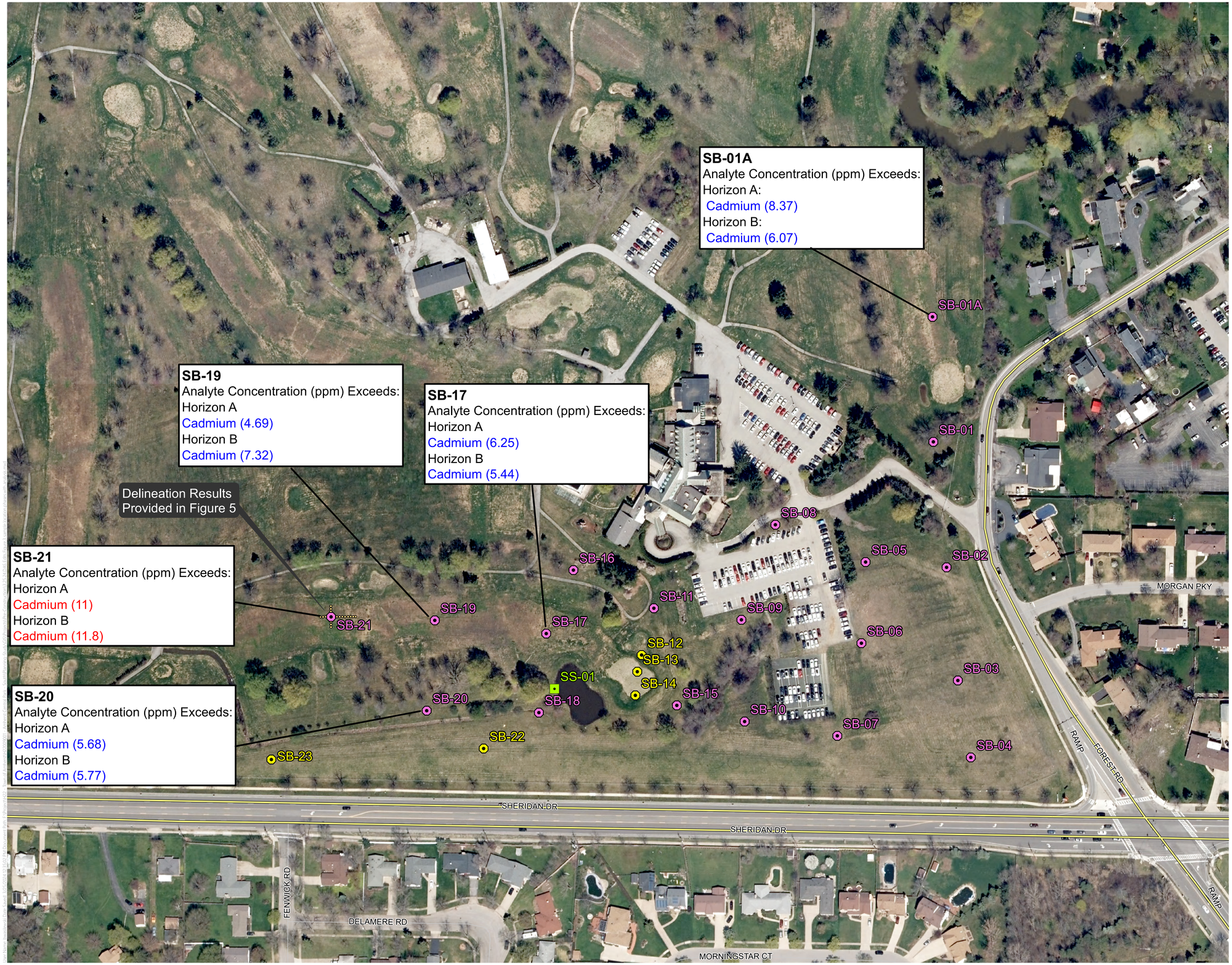

C&S COMPANIES®

Figure 3

Soil Sample Results

- Sediment Sample Location
- Soil Sample Locations (Hand Auger)
- Soil Sample Locations (Drill Rig)
- Delineation Soil Sample Locations (Drill Rig)

Sample Name
Analyte Concentration (ppm) Exceeds:
Restricted Residential Use
Commercial Use
Industrial Use

Horizon A 0 - 2 inches below grade

Horizon B 2 - 6 inches below grade

N

0 40 80 160 Feet

1 in. = 80 feet

When printed at 24 in. by 36 in.

Amherst Central Park South Phase 1 Construction

Sources: . Created by C&S Engineers, Inc.

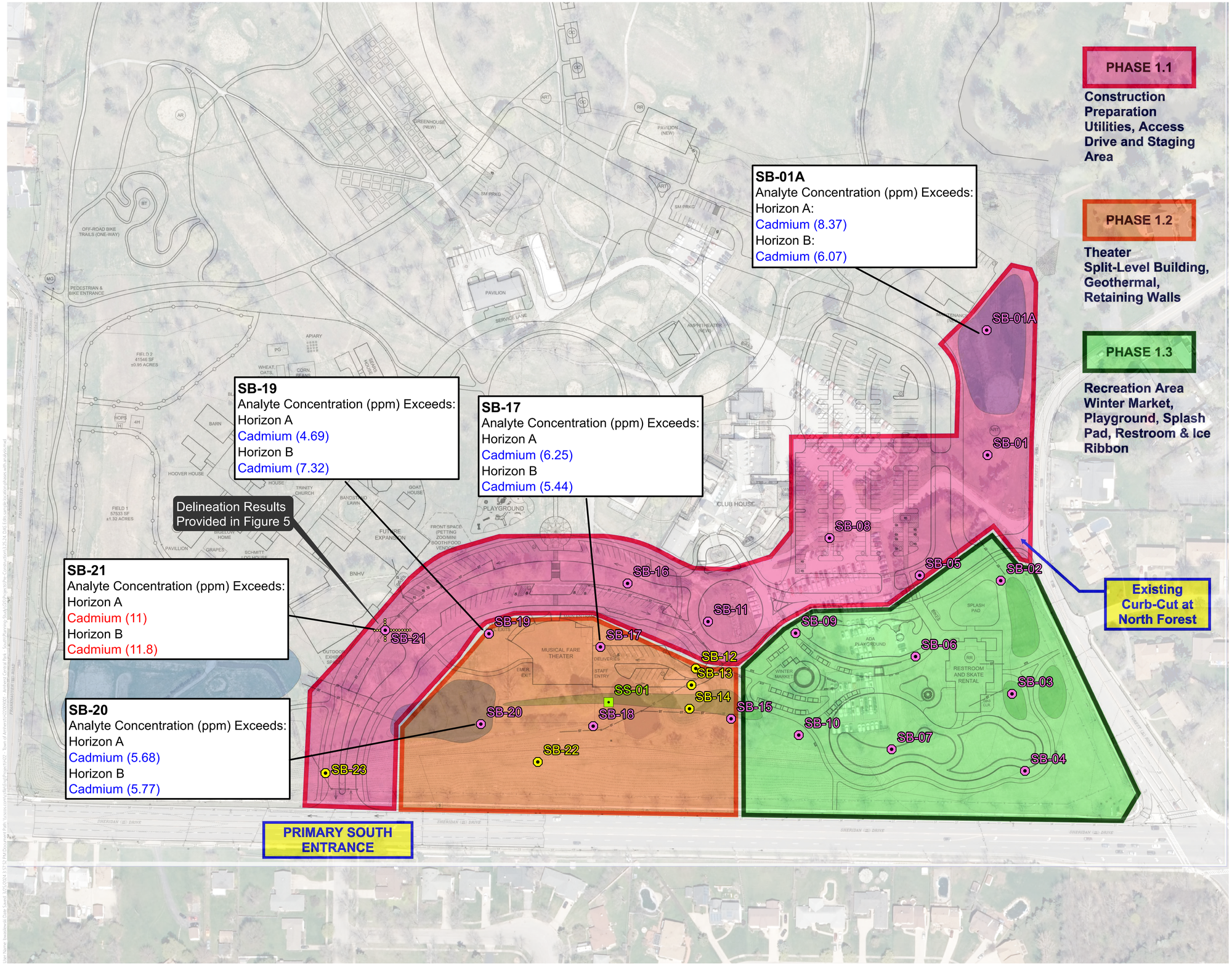

Figure 4

Soil Sample Results (Future Development)

- Sediment Sample Location
- Soil Sample Locations (Hand Auger)
- Soil Sample Locations (Drill Rig)
- Delineation Soil Sample Locations (Drill Rig)

Sample Name
Analyte Concentration (ppm) Exceeds:
Restricted Residential Use
Commercial Use
Industrial Use

Horizon A 0 - 2 inches below grade

Horizon B 2 - 6 inches below grade

N

0 40 80 160 Feet

1 in. = 80 feet

When printed at 24 in. by 36 in.

Amherst Central Park South Phase 1 Construction

Sources: . Created by C&S Engineers, Inc.

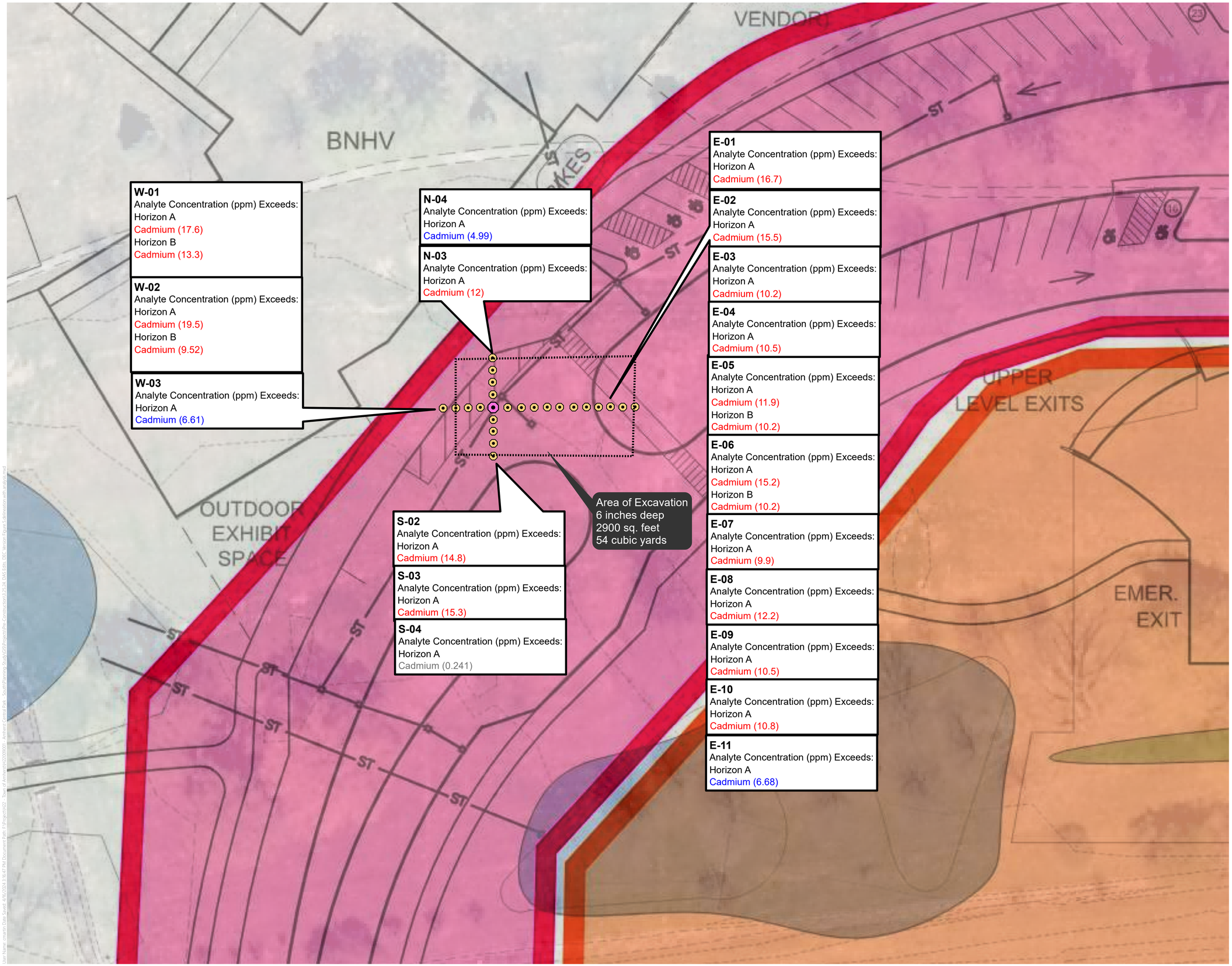

C&S COMPANIES®

Figure 5

Soil Cleanup Plans

SB-21 Sample Location

Delineation Soil Sample Locations (Drill Rig)

Sample Name
Analyte Concentration (ppm) Exceeds:
Restricted Residential Use
Commercial Use
Industrial Use

Horizon A 0 - 2 inches below grade

Horizon B 2 - 6 inches below grade

N

0 10 20 40 Feet

1 in. = 17 feet

When printed at 24 in. by 36 in.

Amherst Central Park South Phase 1 Construction

Sources: . Created by C&S Engineers, Inc.

Data Summary Tables

TABLE 1A
Site-Wide Subsurface Soil Sample Analytical Log

Sample ID	Date	Depth (in)	Mercury	TAL Metals	Cyanide	Hex Chrome	Cadmium
SB-01A-A	12/29/2023	0-2	X	X	X		X
SB-01A-A	12/29/2023	2-6	X	X	X		X
SB-01-A	12/29/2023	0-2	X	X	X		X
SB-01-B	12/29/2023	2-6	X	X	X		X
SB-02-A	12/27/2023	0-2	X	X	X		X
SB-02-B	12/27/2023	2-6	X	X	X		X
SB-03-A	12/27/2023	0-2	X	X	X		X
SB-03-B	12/27/2023	2-6	X	X	X		X
SB-04-A	12/27/2023	0-2	X	X	X		X
SB-04-B	12/27/2023	2-6	X	X	X		X
SB-05-A	12/27/2023	0-2	X	X	X		X
SB-05-B	12/27/2023	2-6	X	X	X	X	X
SB-06-A	12/27/2023	0-2	X	X	X		X
SB-06-B	12/27/2023	2-6	X	X	X		X
SB-07-A	12/27/2023	0-2	X	X	X		X
SB-07-B	12/27/2023	2-6	X	X	X		X
SB-08-A	12/29/2023	0-2	X	X	X		X
SB-08-B	12/29/2023	2-6	X	X	X	X	X
SB-09-A	12/27/2023	0-2	X	X	X		X
SB-09-B	12/27/2023	2-6	X	X	X		X
SB-10-A	12/27/2023	0-2	X	X	X		X
SB-10-B	12/27/2023	2-6	X	X	X		X
SB-11-A	12/27/2023	0-2	X	X	X		X
SB-11-B	12/27/2023	2-6	X	X	X		X
SB-15-A	12/27/2023	0-2	X	X	X		X
SB-15-B	12/27/2023	2-6	X	X	X		X
SB-16-A	12/29/2023	0-2	X	X	X		X
SB-16-B	12/29/2023	2-6	X	X	X		X
SB-17-A	12/29/2023	0-2	X	X	X		X
SB-17-B	12/29/2023	2-6	X	X	X		X
SB-18-A	12/29/2023	0-2	X	X	X		X
SB-18-B	12/29/2023	2-6	X	X	X	X	X
SB-19-A	12/29/2023	0-2	X	X	X		X
SB-19-B	12/29/2023	2-6	X	X	X	X	X
SB-20-A	12/29/2023	0-2	X	X	X		X
SB-20-B	12/29/2023	2-6	X	X	X		X
SB-21-A	12/29/2023	0-2	X	X	X		X
SB-21-B	12/29/2023	2-6	X	X	X		X

9th Green Soil Sample Analytical Log

Sample ID	Date	Depth (in)	Mercury	TAL Metals	Cyanide	Hex Chrome
SB-12-A	12/27/2023	0-2	X	X	X	
SB-12-B	12/27/2023	2-6	X	X	X	
SB-13-A	12/27/2023	0-2	X	X	X	
SB-13-B	12/27/2023	2-6	X	X	X	
SB-14-A	12/27/2023	0-2	X	X	X	
SB-14-B	12/27/2023	2-6	X	X	X	X

TABLE 1C
Berm Soil Sample Analytical Log

Sample ID	Date	Depth (in)	Mercury	Metals	Cyanide	Hex Chrome	Cadmium
SB-22-A	12/27/2023	0-6	X	X	X		X
SB-23-A	12/27/2023	0-6	X	X	X	X	X

TABLE 1D

SB-21 Delineation Soil Sample Analytical Log

Sample ID	Date	Depth (in)	Cadmium
SB-21-N-01-A	2/8/2024	0-2	X
SB-21-N-01-B	2/8/2024	2-6	X
SB-21-N-02-A	2/8/2024	0-2	X
SB-21-N-02-B	2/8/2024	2-6	X
SB-21-N-03-A	2/8/2024	0-2	X
SB-21-N-03-B	2/8/2024	2-6	X
SB-21-N-04-A	2/8/2024	0-2	X
SB-21-N-04-B	2/8/2024	2-6	X
SB-21-E-01-A	2/8/2024	0-2	X
SB-21-E-01-B	2/8/2024	2-6	X
SB-21-E-02-A	2/8/2024	0-2	X
SB-21-E-02-B	2/8/2024	2-6	X
SB-21-E-03-A	2/8/2024	0-2	X
SB-21-E-03-B	2/8/2024	2-6	X
SB-21-E-04-A	2/8/2024	0-2	X
SB-21-E-04-B	2/8/2024	2-6	X
SB-21-E-05-A	2/21/2024	0-2	X
SB-21-E-05-B	2/21/2024	2-6	X
SB-21-E-05-C	2/21/2024	6-12	X
SB-21-E-06-A	2/21/2024	0-2	X
SB-21-E-06-B	2/21/2024	2-6	X
SB-21-S-01-A	2/8/2024	0-2	X
SB-21-S-01-B	2/8/2024	2-6	X
SB-21-S-02-A	2/8/2024	0-2	X
SB-21-S-02-B	2/8/2024	2-6	X
SB-21-S-03-A	2/8/2024	0-2	X
SB-21-S-03-B	2/8/2024	2-6	X
SB-21-S-04-A	2/8/2024	0-2	X
SB-21-S-04-B	2/8/2024	2-6	X
SB-21-W-01-A	2/8/2024	0-2	X
SB-21-W-01-B	2/8/2024	2-6	X
SB-21-W-01-C	2/8/2024	6-12	X
SB-21-W-02-A	2/8/2024	0-2	X
SB-21-W-02-B	2/8/2024	2-6	X
SB-21-W-02-C	2/8/2024	6-12	X
SB-21-W-03-A	2/8/2024	0-2	X
SB-21-W-03-B	2/8/2024	2-6	X

Table 1 **Amherst Central Park South**

Sample ID	Date	Depth (in)	Cadmium
SB-21-W-04-A	2/8/2024	0-2	X
SB-21-W-04-B	2/8/2024	2-6	X

TABLE 1E
Additional Sampling Log

Sample ID	Date	Depth (in)	Mercury	Metals	Cyanide	Hex Chrome	Cadmium
SB-17-15FT	2/8/2024	15 FT	X	X	X	X	X
SB-21-C	2/8/2024	6-12					X
SB-21-D	2/8/2024	12-18					X
SB-21-E	2/8/2024	18-24					X
SB-21-11FT	2/8/2024	11 FT	X	X	X	X	X

TABLE 1F
Matrix Spike and Matrix Spike Duplicate

Sample ID	Date	Cadmium
SB-22-A-MS	12/27/2024	X
SB-22-A-MSD	12/27/2024	X
SB-19-B-MS	12/29/2024	X
SB-19-B-MSD	12/29/2024	X
W-02-E-MS	2/8/2024	X
W-02-E-MSD	2/8/2024	X
E-04-C-MS	2/8/2024	X
E-04-C-MSD	2/8/2024	X
E-01-D-MS	2/8/2024	X
E-01-D-MSD	2/8/2024	X
N-04-C-MS	2/8/2024	X
N-04-C-MSD	2/8/2024	X

Table 1G
Sediment Sample Analytical Log

Sample ID	Date	Mercury	Metals	Cyanide	Hex Chrome	Cadmium
SS-01	12/29/2023	X	X	X	X	X

Table 2

Amherst Central Park South Subsurface Soil Sample

LOCATION										SB-01-A		SB-01-B		SB-1A-A	
SAMPLING DATE										12/29/2023		12/29/2023		12/29/2023	
LAB SAMPLE ID										L2376694-01		L2376694-02		L2376694-03	
SAMPLE TYPE										SOIL		SOIL		SOIL	
SAMPLE DEPTH (ft.)		Unrestricted Use	Residential Use	Restricted Residential Use	Commercial Use	Industrial Use	Active Recreation Exceedances	Passive Recreation Exceedances							
	CasNum								Units	Results	Qual	Results	Qual	Results	Qual
General Chemistry															
Solids, Total	NONE								%	69.1		65.7		54.6	
Cyanide, Total	57-12-5	27	27	27	27	10000	27	27	mg/kg	1.4	UJ	1.5	U	1.7	U
Chromium, Hexavalent	18540-29-9	1	22	110	400	800	110	400	mg/kg	-	-	-	-	-	-
Total Metals															
Aluminum, Total	7429-90-5								mg/kg	9710		9650		10300	
Antimony, Total	7440-36-0								mg/kg	5.6	U	5.91	U	7.19	U
Arsenic, Total	7440-38-2	13	16	16	16	16	16	16	mg/kg	5.05		4.82		7.06	
Barium, Total	7440-39-3	350	350	400	400	10000	400	400	mg/kg	45.8		44		71.7	
Beryllium, Total	7440-41-7	7.2	14	72	590	2700	72	590	mg/kg	0.438	J	0.427	J	0.529	J
Cadmium, Total	7440-43-9	2.5	2.5	4.3	9.3	60	4.3	9.3	mg/kg	0.165	J	0.17	J	8.37	
Calcium, Total	7440-70-2								mg/kg	2500		2020		3500	
Chromium, Total	7440-47-3								mg/kg	10.3		10.2		107	
Cobalt, Total	7440-48-4								mg/kg	3.57		3.38		6.13	
Copper, Total	7440-50-8	50	270	270	270	10000	270	270	mg/kg	11		10.4		20.3	
Iron, Total	7439-89-6								mg/kg	13500		13400		17400	
Lead, Total	7439-92-1	63	400	400	1000	3900	400	1000	mg/kg	42.6		42		50.2	
Magnesium, Total	7439-95-4								mg/kg	1790		1680		2560	
Manganese, Total	7439-96-5	1600	2000	2000	10000	10000	2000	10000	mg/kg	117		93.3		301	
Mercury, Total	7439-97-6	0.18	0.81	0.81	2.8	5.7	0.81	2.8	mg/kg	0.129		0.119		0.668	
Nickel, Total	7440-02-0	30	140	310	310	10000	310	310	mg/kg	10.1		9.76		14.9	
Potassium, Total	7440-09-7								mg/kg	449		451		706	
Selenium, Total	7782-49-2	3.9	36	180	1500	6800	180	1500	mg/kg	0.6	J	0.567	J	0.558	J
Silver, Total	7440-22-4	2	36	180	1500	6800	180	1500	mg/kg	0.56	U	0.591	U	0.98	
Sodium, Total	7440-23-5								mg/kg	58.3	J	57.7	J+	66.4	J
Thallium, Total	7440-28-0								mg/kg	2.24	U	2.36	U	2.88	U
Vanadium, Total	7440-62-2								mg/kg	18.3		18.4		21	
Zinc, Total	7440-66-6	109	2200	10000	10000	10000	10000	10000	mg/kg	59.5		57.3		82	

* Comparison is not performed on parameters with non-numeric criteria.

NY-RESC: New York NYCRR Part 375 Commercial Criteria, New York Restricted use Criteria per 6 NYCRR Part 375 Environmental Remediation Programs, effective December 14, 2006.
NY-RESI: New York NYCRR Part 375 Industrial Criteria, New York Restricted use Criteria per 6 NYCRR Part 375 Environmental Remediation Programs, effective December 14, 2006.
NY-RESR: New York NYCRR Part 375 Residential Criteria, New York Restricted use Criteria per 6 NYCRR Part 375 Environmental Remediation Programs, effective December 14, 2006.
NY-RESRR: New York NYCRR Part 375 Restricted-Residential Criteria, New York Restricted use Criteria per 6 NYCRR Part 375 Environmental Remediation Programs, effective December 14, 2006.
NY-UNRES: New York NYCRR Part 375 New York Unrestricted use Criteria Criteria per 6 NYCRR Part 375 Environmental Remediation Programs, effective December 14, 2006.

Table 2

Amherst Central Park South Subsurface Soil Sample

LOCATION										SB-1A-B		SB-02-A		SB-02-B		SB-03-A	
SAMPLING DATE										12/29/2023		12/27/2023		12/27/2023		12/27/2023	
LAB SAMPLE ID										L2376694-04		L2376309-01		L2376309-02		L2376309-03	
SAMPLE TYPE										SOIL		SOIL		SOIL		SOIL	
SAMPLE DEPTH (ft.)		Unrestricted Use	Residential Use	Restricted Residential Use	Commercial Use	Industrial Use	Active Recreation Exceedances	Passive Recreation Exceedances									
	CasNum								Units	Results	Qual	Results	Qual	Results	Qual	Results	Qual
General Chemistry																	
Solids, Total	NONE								%	70		63.7		74.5		69.7	
Cyanide, Total	57-12-5	27	27	27	27	10000	27	27	mg/kg	1.4	U	1.5	U	1.2	U	1.3	U
Chromium, Hexavalent	18540-29-9	1	22	110	400	800	110	400	mg/kg	-	-	-	-	-	-	-	-
Total Metals																	
Aluminum, Total	7429-90-5								mg/kg	11300		10800		11000		9790	
Antimony, Total	7440-36-0								mg/kg	5.58	U	6	U	5.21	U	5.6	U
Arsenic, Total	7440-38-2	13	16	16	16	16	16	16	mg/kg	7.39		6.56		7.36		3.91	
Barium, Total	7440-39-3	350	350	400	400	10000	400	400	mg/kg	85.4		83.5		112		61.7	
Beryllium, Total	7440-41-7	7.2	14	72	590	2700	72	590	mg/kg	0.583		0.598	J	0.632		0.444	J
Cadmium, Total	7440-43-9	2.5	2.5	4.3	9.3	60	4.3	9.3	mg/kg	6.07		0.244	J	0.427	J	0.128	J
Calcium, Total	7440-70-2								mg/kg	2940		3940		4370		2460	
Chromium, Total	7440-47-3								mg/kg	67		14.6		13.6		10.8	
Cobalt, Total	7440-48-4								mg/kg	9.21		6.01		10.6		4.69	
Copper, Total	7440-50-8	50	270	270	270	10000	270	270	mg/kg	17		15.7		11.1		9.58	
Iron, Total	7439-89-6								mg/kg	20800		17400		22000		14400	
Lead, Total	7439-92-1	63	400	400	1000	3900	400	1000	mg/kg	37		40.7		33.7		32.7	
Magnesium, Total	7439-95-4								mg/kg	2840		3090		3140		2310	
Manganese, Total	7439-96-5	1600	2000	2000	10000	10000	2000	10000	mg/kg	640		413		1190		184	
Mercury, Total	7439-97-6	0.18	0.81	0.81	2.8	5.7	0.81	2.8	mg/kg	0.471		0.082	J	0.092	J	0.107	U
Nickel, Total	7440-02-0	30	140	310	310	10000	310	310	mg/kg	15.5		15.9		13.8		11.1	
Potassium, Total	7440-09-7								mg/kg	675		789		495		519	
Selenium, Total	7782-49-2	3.9	36	180	1500	6800	180	1500	mg/kg	0.54	J	2.4	U	2.08	U	2.24	U
Silver, Total	7440-22-4	2	36	180	1500	6800	180	1500	mg/kg	0.742		0.362	J	0.35	J	0.56	U
Sodium, Total	7440-23-5								mg/kg	48.3	J	53.3	J	50.8	J	39.9	J
Thallium, Total	7440-28-0								mg/kg	2.23	U	2.4	U	2.08	U	2.24	U
Vanadium, Total	7440-62-2								mg/kg	24.5		21.9		25.6		19.5	
Zinc, Total	7440-66-6	109	2200	10000	10000	10000	10000	10000	mg/kg	72.6		87.8		69.5		55.3	

* Comparison is not performed on parameters with non-numeric criteria.

NY-RESC: New York NYCRR Part 375 Commercial Criteria, New York Restricted use Criteria per 6 NYCRR Part 375 Environmental Remediation Programs, effective December 14, 2(
NY-RESI: New York NYCRR Part 375 Industrial Criteria, New York Restricted use Criteria per 6 NYCRR Part 375 Environmental Remediation Programs, effective December 14, 2006.
NY-RESR: New York NYCRR Part 375 Residential Criteria, New York Restricted use Criteria per 6 NYCRR Part 375 Environmental Remediation Programs, effective December 14, 20
NY-RESRR: New York NYCRR Part 375 Restricted-Residential Criteria, New York Restricted use Criteria per 6 NYCRR Part 375 Environmental Remediation Programs, effective Dece
NY-UNRES: New York NYCRR Part 375 New York Unrestricted use Criteria Criteria per 6 NYCRR Part 375 Environmental Remediation Programs, effective December 14, 2006.

Table 2

Amherst Central Park South Subsurface Soil Sample

LOCATION										SB-03-B		SB-04-A		SB-04-B		SB-05-A	
SAMPLING DATE										12/27/2023		12/27/2023		12/27/2023		12/27/2023	
LAB SAMPLE ID										L2376309-04		L2376309-05		L2376309-06		L2376309-07	
SAMPLE TYPE										SOIL		SOIL		SOIL		SOIL	
SAMPLE DEPTH (ft.)		Unrestricted Use	Residential Use	Restricted Residential Use	Commercial Use	Industrial Use	Active Recreation Exceedances	Passive Recreation Exceedances									
	CasNum								Units	Results	Qual	Results	Qual	Results	Qual	Results	Qual
General Chemistry																	
Solids, Total	NONE								%	71.8		73.8		88.8		61.2	
Cyanide, Total	57-12-5	27	27	27	27	10000	27	27	mg/kg	1.3	U	1.3	U	1	UJ	1.6	U
Chromium, Hexavalent	18540-29-9	1	22	110	400	800	110	400	mg/kg	-	-	-	-	-	-	-	-
Total Metals																	
Aluminum, Total	7429-90-5								mg/kg	11500		9720		4840		9290	
Antimony, Total	7440-36-0								mg/kg	5.47	U	5.3	U	4.46	U	6.52	U
Arsenic, Total	7440-38-2	13	16	16	16	16	16	16	mg/kg	4.54		5.89		4.76		5.21	
Barium, Total	7440-39-3	350	350	400	400	10000	400	400	mg/kg	69.1		73.6		81.5		72	
Beryllium, Total	7440-41-7	7.2	14	72	590	2700	72	590	mg/kg	0.516	J	0.595		0.298	J	0.556	J
Cadmium, Total	7440-43-9	2.5	2.5	4.3	9.3	60	4.3	9.3	mg/kg	0.128	J	0.797	J	0.999		0.601	J
Calcium, Total	7440-70-2								mg/kg	2330		44400		97200		2900	
Chromium, Total	7440-47-3								mg/kg	12.4		16.7		10.9		14.5	
Cobalt, Total	7440-48-4								mg/kg	5.7		6.91		4.72		4.78	
Copper, Total	7440-50-8	50	270	270	270	10000	270	270	mg/kg	9.4		115		17.5		11.1	
Iron, Total	7439-89-6								mg/kg	17300		18000		11600		17700	
Lead, Total	7439-92-1	63	400	400	1000	3900	400	1000	mg/kg	37.2		56.1		51.1		32.1	
Magnesium, Total	7439-95-4								mg/kg	2540		12800		44800		2590	
Manganese, Total	7439-96-5	1600	2000	2000	10000	10000	2000	10000	mg/kg	219		503		535		347	
Mercury, Total	7439-97-6	0.18	0.81	0.81	2.8	5.7	0.81	2.8	mg/kg	0.066	J	0.093	U	0.079	U	0.081	J
Nickel, Total	7440-02-0	30	140	310	310	10000	310	310	mg/kg	11.3		20		12.6		12.5	
Potassium, Total	7440-09-7								mg/kg	503		827		470		654	
Selenium, Total	7782-49-2	3.9	36	180	1500	6800	180	1500	mg/kg	0.371	J	2.12	U	1.78	U	2.61	U
Silver, Total	7440-22-4	2	36	180	1500	6800	180	1500	mg/kg	0.325	J	0.53	U	0.446	U	0.652	U
Sodium, Total	7440-23-5								mg/kg	49.2	J	98.2	J	132	J	33.2	J
Thallium, Total	7440-28-0								mg/kg	2.19	U	2.12	U	1.78	U	2.61	U
Vanadium, Total	7440-62-2								mg/kg	23.2		19.6		11.9		21.9	
Zinc, Total	7440-66-6	109	2200	10000	10000	10000	10000	10000	mg/kg	59.5		112		226		71	

* Comparison is not performed on parameters with non-numeric criteria.

NY-RESC: New York NYCRR Part 375 Commercial Criteria, New York Restricted use Criteria per 6 NYCRR Part 375 Environmental Remediation Programs, effective December 14, 2(
NY-RESI: New York NYCRR Part 375 Industrial Criteria, New York Restricted use Criteria per 6 NYCRR Part 375 Environmental Remediation Programs, effective December 14, 2006.
NY-RESR: New York NYCRR Part 375 Residential Criteria, New York Restricted use Criteria per 6 NYCRR Part 375 Environmental Remediation Programs, effective December 14, 20
NY-RESRR: New York NYCRR Part 375 Restricted-Residential Criteria, New York Restricted use Criteria per 6 NYCRR Part 375 Environmental Remediation Programs, effective Dece
NY-UNRES: New York NYCRR Part 375 New York Unrestricted use Criteria Criteria per 6 NYCRR Part 375 Environmental Remediation Programs, effective December 14, 2006.

Table 2

Amherst Central Park South Subsurface Soil Sample

LOCATION										SB-05-B		SB-06-A		SB-06-B		SB-07-A	
SAMPLING DATE										12/27/2023		12/27/2023		12/27/2023		12/27/2023	
LAB SAMPLE ID										L2376309-08		L2376309-09		L2376309-10		L2376309-11	
SAMPLE TYPE										SOIL		SOIL		SOIL		SOIL	
SAMPLE DEPTH (ft.)		Unrestricted Use	Residential Use	Restricted Residential Use	Commercial Use	Industrial Use	Active Recreation Exceedances	Passive Recreation Exceedances									
	CasNum								Units	Results	Qual	Results	Qual	Results	Qual	Results	Qual
General Chemistry																	
Solids, Total	NONE								%	66.3		67.3		78.8		76.6	
Cyanide, Total	57-12-5	27	27	27	27	10000	27	27	mg/kg	1.5	U	1.4	U	1.2	U	1.3	U
Chromium, Hexavalent	18540-29-9	1	22	110	400	800	110	400	mg/kg	1.21	U	-	-	-	-	-	-
Total Metals																	
Aluminum, Total	7429-90-5								mg/kg	12500		11900		11700		7500	
Antimony, Total	7440-36-0								mg/kg	5.9	U	5.84	U	4.88	U	5.1	U
Arsenic, Total	7440-38-2	13	16	16	16	16	16	16	mg/kg	5.68		3.39		4.95		6.46	
Barium, Total	7440-39-3	350	350	400	400	10000	400	400	mg/kg	95.3		53		79.7		63.6	
Beryllium, Total	7440-41-7	7.2	14	72	590	2700	72	590	mg/kg	0.691		0.407	J	0.601		0.397	J
Cadmium, Total	7440-43-9	2.5	2.5	4.3	9.3	60	4.3	9.3	mg/kg	0.61	J	0.773	J	0.71	J	0.51	J
Calcium, Total	7440-70-2								mg/kg	2210		7060		3500		6260	
Chromium, Total	7440-47-3								mg/kg	19.3		33.2		18.9		12.7	
Cobalt, Total	7440-48-4								mg/kg	7.95		11.1		9.81		4.51	
Copper, Total	7440-50-8	50	270	270	270	10000	270	270	mg/kg	12.4		46.4		19.8		15.7	
Iron, Total	7439-89-6								mg/kg	21600		23000		21900		13200	
Lead, Total	7439-92-1	63	400	400	1000	3900	400	1000	mg/kg	13.5		24.1		14.7		48.8	
Magnesium, Total	7439-95-4								mg/kg	3650		9270		4600		3910	
Manganese, Total	7439-96-5	1600	2000	2000	10000	10000	2000	10000	mg/kg	478		352		617		233	
Mercury, Total	7439-97-6	0.18	0.81	0.81	2.8	5.7	0.81	2.8	mg/kg	0.112	U	0.109	U	0.093	U	0.097	
Nickel, Total	7440-02-0	30	140	310	310	10000	310	310	mg/kg	16.8		22.9		19.4		12	
Potassium, Total	7440-09-7								mg/kg	587		717		660		522	
Selenium, Total	7782-49-2	3.9	36	180	1500	6800	180	1500	mg/kg	2.36	U	2.34	U	1.95	U	2.04	U
Silver, Total	7440-22-4	2	36	180	1500	6800	180	1500	mg/kg	0.59	U	0.584	U	0.488	U	0.51	U
Sodium, Total	7440-23-5								mg/kg	45.2	J	39.6	J	51.4	J	39.5	J
Thallium, Total	7440-28-0								mg/kg	2.36	U	2.34	U	1.95	U	2.04	U
Vanadium, Total	7440-62-2								mg/kg	29.1		30.7		26		16	
Zinc, Total	7440-66-6	109	2200	10000	10000	10000	10000	10000	mg/kg	62.8		113		63.8		69.5	

* Comparison is not performed on parameters with non-numeric criteria.

NY-RESC: New York NYCRR Part 375 Commercial Criteria, New York Restricted use Criteria per 6 NYCRR Part 375 Environmental Remediation Programs, effective December 14, 20
NY-RESI: New York NYCRR Part 375 Industrial Criteria, New York Restricted use Criteria per 6 NYCRR Part 375 Environmental Remediation Programs, effective December 14, 2006.
NY-RESR: New York NYCRR Part 375 Residential Criteria, New York Restricted use Criteria per 6 NYCRR Part 375 Environmental Remediation Programs, effective December 14, 20
NY-RESRR: New York NYCRR Part 375 Restricted-Residential Criteria, New York Restricted use Criteria per 6 NYCRR Part 375 Environmental Remediation Programs, effective Dece
NY-UNRES: New York NYCRR Part 375 New York Unrestricted use Criteria Criteria per 6 NYCRR Part 375 Environmental Remediation Programs, effective December 14, 2006.

Table 2

Amherst Central Park South Subsurface Soil Sample

LOCATION										SB-07-B	SB-08-A		SB-08-B		SB-09-A		SB-09-B	
SAMPLING DATE										12/27/2023	12/29/2023		12/29/2023		12/27/2023		12/27/2023	
LAB SAMPLE ID										L2376309-12	L2376694-05		L2376694-06		L2376309-13		L2376309-14	
SAMPLE TYPE										SOIL	SOIL		SOIL		SOIL		SOIL	
SAMPLE DEPTH (ft.)		Unrestricted Use	Residential Use	Restricted Residential Use	Commercial Use	Industrial Use	Active Recreation Exceedances	Passive Recreation Exceedances										
	CasNum								Units	Results	Results	Qual	Results	Qual	Results	Qual	Results	Qual
General Chemistry																		
Solids, Total	NONE								%	81.3	67.2		65		64.2		75.8	
Cyanide, Total	57-12-5	27	27	27	27	10000	27	27	mg/kg	1.1	1.4	U	1.4	U	1.5	U	1.2	U
Chromium, Hexavalent	18540-29-9	1	22	110	400	800	110	400	mg/kg	-	-	-	0.338	J	-	-	-	-
Total Metals																		
Aluminum, Total	7429-90-5								mg/kg	8740	9210		12200		11500		9500	
Antimony, Total	7440-36-0								mg/kg	4.77	5.81	U	5.82	U	5.96	U	5.18	U
Arsenic, Total	7440-38-2	13	16	16	16	16	16	16	mg/kg	5.76	4.28		6.7		5.08		4.24	
Barium, Total	7440-39-3	350	350	400	400	10000	400	400	mg/kg	74.6	61.8		107		66.5		48.7	
Beryllium, Total	7440-41-7	7.2	14	72	590	2700	72	590	mg/kg	0.459	0.45	J	0.662		0.541	J	0.406	J
Cadmium, Total	7440-43-9	2.5	2.5	4.3	9.3	60	4.3	9.3	mg/kg	0.547	0.843	J	1.83		0.676	J	1.09	
Calcium, Total	7440-70-2								mg/kg	13200	3150		3280		4060		3670	
Chromium, Total	7440-47-3								mg/kg	12.1	17.5		20.5		16.3		17.7	
Cobalt, Total	7440-48-4								mg/kg	5.66	4.26		8.56		6.64		7.19	
Copper, Total	7440-50-8	50	270	270	270	10000	270	270	mg/kg	12.2	10.3		12.6		19.2		21.5	
Iron, Total	7439-89-6								mg/kg	14400	14600		26700		18900		16600	
Lead, Total	7439-92-1	63	400	400	1000	3900	400	1000	mg/kg	37.7	29.3		36		28.9		21.9	
Magnesium, Total	7439-95-4								mg/kg	5470	1780		2140		3800		4300	
Manganese, Total	7439-96-5	1600	2000	2000	10000	10000	2000	10000	mg/kg	370	288		1750		333		270	
Mercury, Total	7439-97-6	0.18	0.81	0.81	2.8	5.7	0.81	2.8	mg/kg	0.067	0.095	J	0.107	J	0.076	J	0.102	U
Nickel, Total	7440-02-0	30	140	310	310	10000	310	310	mg/kg	12.8	9.49		13.3		14.5		14.5	
Potassium, Total	7440-09-7								mg/kg	516	535		629		493		596	
Selenium, Total	7782-49-2	3.9	36	180	1500	6800	180	1500	mg/kg	1.91	0.766	J	2.33	U	2.38	U	2.53	
Silver, Total	7440-22-4	2	36	180	1500	6800	180	1500	mg/kg	0.477	0.581	U	0.476	J	0.596	U	0.518	U
Sodium, Total	7440-23-5								mg/kg	52.8	38.3	J	53.4	J	42.3	J	85.3	J
Thallium, Total	7440-28-0								mg/kg	1.91	2.32	U	2.33	U	2.38	U	2.07	U
Vanadium, Total	7440-62-2								mg/kg	17	18.4		27.8		24.3		21.9	
Zinc, Total	7440-66-6	109	2200	10000	10000	10000	10000	10000	mg/kg	61.4	57.8		72.1		80.4		80.6	

* Comparison is not performed on parameters with non-numeric criteria.

NY-RESC: New York NYCRR Part 375 Commercial Criteria, New York Restricted use Criteria per 6 NYCRR Part 375 Environmental Remediation Programs, effective December 14, 2(
NY-RESI: New York NYCRR Part 375 Industrial Criteria, New York Restricted use Criteria per 6 NYCRR Part 375 Environmental Remediation Programs, effective December 14, 2006.
NY-RESR: New York NYCRR Part 375 Residential Criteria, New York Restricted use Criteria per 6 NYCRR Part 375 Environmental Remediation Programs, effective December 14, 20
NY-RESRR: New York NYCRR Part 375 Restricted-Residential Criteria, New York Restricted use Criteria per 6 NYCRR Part 375 Environmental Remediation Programs, effective Dece
NY-UNRES: New York NYCRR Part 375 New York Unrestricted use Criteria Criteria per 6 NYCRR Part 375 Environmental Remediation Programs, effective December 14, 2006.

Table 2

Amherst Central Park South Subsurface Soil Sample

LOCATION										SB-10-A		SB-10-B		SB-11-A		SB-11-B	
SAMPLING DATE										12/27/2023		12/27/2023		12/27/2023		12/27/2023	
LAB SAMPLE ID										L2376309-15		L2376309-16		L2376309-17		L2376309-18	
SAMPLE TYPE										SOIL		SOIL		SOIL		SOIL	
SAMPLE DEPTH (ft.)		Unrestricted Use	Residential Use	Restricted Residential Use	Commercial Use	Industrial Use	Active Recreation Exceedances	Passive Recreation Exceedances									
	CasNum								Units	Results	Qual	Results	Qual	Results	Qual	Results	Qual
General Chemistry																	
Solids, Total	NONE								%	56.2		77.7		75.6		76.2	
Cyanide, Total	57-12-5	27	27	27	27	10000	27	27	mg/kg	1.7	U	1.2	U	1.2	U	1.2	U
Chromium, Hexavalent	18540-29-9	1	22	110	400	800	110	400	mg/kg	-	-	-	-	-	-	-	-
Total Metals																	
Aluminum, Total	7429-90-5								mg/kg	10100		14100		9170		16300	
Antimony, Total	7440-36-0								mg/kg	7.04	U	5.03	U	5.22	U	0.406	J
Arsenic, Total	7440-38-2	13	16	16	16	16	16	16	mg/kg	5.92		6.71		4.16		5.49	
Barium, Total	7440-39-3	350	350	400	400	10000	400	400	mg/kg	66.4		113		52.2		67.2	
Beryllium, Total	7440-41-7	7.2	14	72	590	2700	72	590	mg/kg	0.498	J	1.07		0.43	J	0.589	
Cadmium, Total	7440-43-9	2.5	2.5	4.3	9.3	60	4.3	9.3	mg/kg	0.561	J	0.812	J	0.661	J	0.563	J
Calcium, Total	7440-70-2								mg/kg	2660		2100		4330		2180	
Chromium, Total	7440-47-3								mg/kg	12.8		19.1		13.4		19.2	
Cobalt, Total	7440-48-4								mg/kg	4.13		21.3		4.99		8.4	
Copper, Total	7440-50-8	50	270	270	270	10000	270	270	mg/kg	9.88		19.3		12.5		11.9	
Iron, Total	7439-89-6								mg/kg	17500		29400		14800		27800	
Lead, Total	7439-92-1	63	400	400	1000	3900	400	1000	mg/kg	27.7		16		23.3		14.5	
Magnesium, Total	7439-95-4								mg/kg	2150		3850		3140		3760	
Manganese, Total	7439-96-5	1600	2000	2000	10000	10000	2000	10000	mg/kg	99.1		1080		146		373	
Mercury, Total	7439-97-6	0.18	0.81	0.81	2.8	5.7	0.81	2.8	mg/kg	0.129	U	0.096	U	0.117		0.1	U
Nickel, Total	7440-02-0	30	140	310	310	10000	310	310	mg/kg	10.5		22.5		12.3		17.2	
Potassium, Total	7440-09-7								mg/kg	435		665		551		566	
Selenium, Total	7782-49-2	3.9	36	180	1500	6800	180	1500	mg/kg	2.82	U	2.01	U	0.327	J	2.1	U
Silver, Total	7440-22-4	2	36	180	1500	6800	180	1500	mg/kg	0.704	U	0.503	U	0.522	U	0.524	U
Sodium, Total	7440-23-5								mg/kg	74.3	J	85.3	J	47.3	J	67.9	J
Thallium, Total	7440-28-0								mg/kg	2.82	U	2.01	U	2.09	U	2.1	U
Vanadium, Total	7440-62-2								mg/kg	20.8		30.3		20.1		30.8	
Zinc, Total	7440-66-6	109	2200	10000	10000	10000	10000	10000	mg/kg	45.8		59.9		65		51.2	

* Comparison is not performed on parameters with non-numeric criteria.

NY-RESC: New York NYCRR Part 375 Commercial Criteria, New York Restricted use Criteria per 6 NYCRR Part 375 Environmental Remediation Programs, effective December 14, 2(
NY-RESI: New York NYCRR Part 375 Industrial Criteria, New York Restricted use Criteria per 6 NYCRR Part 375 Environmental Remediation Programs, effective December 14, 2006.
NY-RESR: New York NYCRR Part 375 Residential Criteria, New York Restricted use Criteria per 6 NYCRR Part 375 Environmental Remediation Programs, effective December 14, 20
NY-RESRR: New York NYCRR Part 375 Restricted-Residential Criteria, New York Restricted use Criteria per 6 NYCRR Part 375 Environmental Remediation Programs, effective Dece
NY-UNRES: New York NYCRR Part 375 New York Unrestricted use Criteria Criteria per 6 NYCRR Part 375 Environmental Remediation Programs, effective December 14, 2006.

Table 2

Amherst Central Park South Subsurface Soil Sample

LOCATION										SB-12-A		SB-12-B		SB-13-A		SB-13-B	
SAMPLING DATE										12/27/2023		12/27/2023		12/27/2023		12/27/2023	
LAB SAMPLE ID										L2376309-21		L2376309-22		L2376309-26		L2376309-27	
SAMPLE TYPE										SOIL		SOIL		SOIL		SOIL	
SAMPLE DEPTH (ft.)		Unrestricted Use	Residential Use	Restricted Residential Use	Commercial Use	Industrial Use	Active Recreation Exceedances	Passive Recreation Exceedances									
	CasNum								Units	Results	Qual	Results	Qual	Results	Qual	Results	Qual
General Chemistry																	
Solids, Total	NONE								%	65.4		77.7		82.5		91.6	
Cyanide, Total	57-12-5	27	27	27	27	10000	27	27	mg/kg	1.4	U	1.2	U	1.2	U	1	U
Chromium, Hexavalent	18540-29-9	1	22	110	400	800	110	400	mg/kg	-	-	-	-	-	-	-	-
Total Metals																	
Aluminum, Total	7429-90-5								mg/kg	7420		9030		1140		1320	
Antimony, Total	7440-36-0								mg/kg	0.672	J	0.561	J	4.7	U	4.18	U
Arsenic, Total	7440-38-2	13	16	16	16	16	16	16	mg/kg	3.36		4.32		0.938	J	0.431	J
Barium, Total	7440-39-3	350	350	400	400	10000	400	400	mg/kg	54.4		59.5		12.2		15.7	
Beryllium, Total	7440-41-7	7.2	14	72	590	2700	72	590	mg/kg	0.357	J	0.43	J	0.47	U	0.043	J
Cadmium, Total	7440-43-9	2.5	2.5	4.3	9.3	60	4.3	9.3	mg/kg	0.919	J	0.625	J	0.962		0.836	U
Calcium, Total	7440-70-2								mg/kg	12700		4420		1630		1120	
Chromium, Total	7440-47-3								mg/kg	19.5		11.7		3.76		3.02	
Cobalt, Total	7440-48-4								mg/kg	4.46		4.03		0.853	J	0.797	J
Copper, Total	7440-50-8	50	270	270	270	10000	270	270	mg/kg	30.8		10.6		26.2		5.15	
Iron, Total	7439-89-6								mg/kg	15000		14500		3260		4290	
Lead, Total	7439-92-1	63	400	400	1000	3900	400	1000	mg/kg	28.9		28.9		1.89	J	0.602	J
Magnesium, Total	7439-95-4								mg/kg	4530		2550		864		769	
Manganese, Total	7439-96-5	1600	2000	2000	10000	10000	2000	10000	mg/kg	231		151		154		32.1	
Mercury, Total	7439-97-6	0.18	0.81	0.81	2.8	5.7	0.81	2.8	mg/kg	0.086	J	0.123		0.085	U	0.069	U
Nickel, Total	7440-02-0	30	140	310	310	10000	310	310	mg/kg	14.6		10.4		2.16	J	1.8	J
Potassium, Total	7440-09-7								mg/kg	1140		465		263		348	
Selenium, Total	7782-49-2	3.9	36	180	1500	6800	180	1500	mg/kg	0.517	J	2.03	U	1.88	U	1.67	U
Silver, Total	7440-22-4	2	36	180	1500	6800	180	1500	mg/kg	0.602	U	0.508	U	0.47	U	0.418	U
Sodium, Total	7440-23-5								mg/kg	58.5	J	45.4	J	22.9	J	33.2	J
Thallium, Total	7440-28-0								mg/kg	2.41	U	2.03	U	1.88	U	0.279	J
Vanadium, Total	7440-62-2								mg/kg	15.5		17.8		5.56		9.85	
Zinc, Total	7440-66-6	109	2200	10000	10000	10000	10000	10000	mg/kg	86.4		47.7		28.9		6.8	

* Comparison is not performed on parameters with non-numeric criteria.

NY-RESC: New York NYCRR Part 375 Commercial Criteria, New York Restricted use Criteria per 6 NYCRR Part 375 Environmental Remediation Programs, effective December 14, 2(
NY-RESI: New York NYCRR Part 375 Industrial Criteria, New York Restricted use Criteria per 6 NYCRR Part 375 Environmental Remediation Programs, effective December 14, 2006.
NY-RESR: New York NYCRR Part 375 Residential Criteria, New York Restricted use Criteria per 6 NYCRR Part 375 Environmental Remediation Programs, effective December 14, 20
NY-RESRR: New York NYCRR Part 375 Restricted-Residential Criteria, New York Restricted use Criteria per 6 NYCRR Part 375 Environmental Remediation Programs, effective Dece
NY-UNRES: New York NYCRR Part 375 New York Unrestricted use Criteria Criteria per 6 NYCRR Part 375 Environmental Remediation Programs, effective December 14, 2006.

Table 2

Amherst Central Park South Subsurface Soil Sample

LOCATION										SB-14-A		SB-14-B		SB-15-A		SB-15-B	
SAMPLING DATE										12/27/2023		12/27/2023		12/27/2023		12/27/2023	
LAB SAMPLE ID										L2376309-31		L2376309-32		L2376309-19		L2376309-20	
SAMPLE TYPE										SOIL		SOIL		SOIL		SOIL	
SAMPLE DEPTH (ft.)		Unrestricted Use	Residential Use	Restricted Residential Use	Commercial Use	Industrial Use	Active Recreation Exceedances	Passive Recreation Exceedances									
	CasNum								Units	Results	Qual	Results	Qual	Results	Qual	Results	Qual
General Chemistry																	
Solids, Total	NONE								%	72.2		71.7		71.9		72.4	
Cyanide, Total	57-12-5	27	27	27	27	10000	27	27	mg/kg	1.3	U	1.3	U	1.3	U	1.3	U
Chromium, Hexavalent	18540-29-9	1	22	110	400	800	110	400	mg/kg	-	-	1.12	U	-	-	-	-
Total Metals																	
Aluminum, Total	7429-90-5								mg/kg	5550		7590		12600		14600	
Antimony, Total	7440-36-0								mg/kg	5.34	U	5.29	U	5.53	U	5.37	U
Arsenic, Total	7440-38-2	13	16	16	16	16	16	16	mg/kg	2.71		3.92		4.9		5.55	
Barium, Total	7440-39-3	350	350	400	400	10000	400	400	mg/kg	37.8		53.1		91.5		101	
Beryllium, Total	7440-41-7	7.2	14	72	590	2700	72	590	mg/kg	0.262	J	0.375	J	0.625		0.91	
Cadmium, Total	7440-43-9	2.5	2.5	4.3	9.3	60	4.3	9.3	mg/kg	1.89		3.4		0.525	J	0.659	J
Calcium, Total	7440-70-2								mg/kg	2940		3060		17400		10100	
Chromium, Total	7440-47-3								mg/kg	16.7		21.2		17		17.6	
Cobalt, Total	7440-48-4								mg/kg	2.64		4.04		7.15		17.4	
Copper, Total	7440-50-8	50	270	270	270	10000	270	270	mg/kg	9.83		10.5		14.5		14.1	
Iron, Total	7439-89-6								mg/kg	8870		12100		21000		23600	
Lead, Total	7439-92-1	63	400	400	1000	3900	400	1000	mg/kg	22		29.3		22.4		25.1	
Magnesium, Total	7439-95-4								mg/kg	1460		1870		7380		5280	
Manganese, Total	7439-96-5	1600	2000	2000	10000	10000	2000	10000	mg/kg	114		194		249		606	
Mercury, Total	7439-97-6	0.18	0.81	0.81	2.8	5.7	0.81	2.8	mg/kg	0.101		0.14		0.107	U	0.102	U
Nickel, Total	7440-02-0	30	140	310	310	10000	310	310	mg/kg	7		9.18		18.6		18.8	
Potassium, Total	7440-09-7								mg/kg	689		450		832		779	
Selenium, Total	7782-49-2	3.9	36	180	1500	6800	180	1500	mg/kg	0.365	J	0.305	J	2.21	U	2.15	U
Silver, Total	7440-22-4	2	36	180	1500	6800	180	1500	mg/kg	0.534	U	0.356	J	0.553	U	0.537	U
Sodium, Total	7440-23-5								mg/kg	26.6	J	38	J	83.8	J	86.7	J
Thallium, Total	7440-28-0								mg/kg	2.14	U	2.12	U	2.21	U	2.15	U
Vanadium, Total	7440-62-2								mg/kg	10.9		14.9		24.6		27.4	
Zinc, Total	7440-66-6	109	2200	10000	10000	10000	10000	10000	mg/kg	44.3		50.5		59		60.3	

* Comparison is not performed on parameters with non-numeric criteria.

NY-RESC: New York NYCRR Part 375 Commercial Criteria, New York Restricted use Criteria per 6 NYCRR Part 375 Environmental Remediation Programs, effective December 14, 2(
NY-RESI: New York NYCRR Part 375 Industrial Criteria, New York Restricted use Criteria per 6 NYCRR Part 375 Environmental Remediation Programs, effective December 14, 2006.
NY-RESR: New York NYCRR Part 375 Residential Criteria, New York Restricted use Criteria per 6 NYCRR Part 375 Environmental Remediation Programs, effective December 14, 20
NY-RESRR: New York NYCRR Part 375 Restricted-Residential Criteria, New York Restricted use Criteria per 6 NYCRR Part 375 Environmental Remediation Programs, effective Dece
NY-UNRES: New York NYCRR Part 375 New York Unrestricted use Criteria Criteria per 6 NYCRR Part 375 Environmental Remediation Programs, effective December 14, 2006.

Table 2

Amherst Central Park South Subsurface Soil Sample

LOCATION										SB-16-A		SB-16-B		SB-17-A		SB-17-B		SB-18-A
SAMPLING DATE										12/29/2023		12/29/2023		12/29/2023		12/29/2023		12/29/2023
LAB SAMPLE ID										L2376694-08		L2376694-09		L2376694-10		L2376694-11		L2376694-12
SAMPLE TYPE										SOIL		SOIL		SOIL		SOIL		SOIL
SAMPLE DEPTH (ft.)		Unrestricted Use	Residential Use	Restricted Residential Use	Commercial Use	Industrial Use	Active Recreation Exceedances	Passive Recreation Exceedances										
	CasNum								Units	Results	Qual	Results	Qual	Results	Qual	Results	Qual	Results
General Chemistry																		
Solids, Total	NONE								%	67.9		73		64.8		75.7		63.7
Cyanide, Total	57-12-5	27	27	27	27	10000	27	27	mg/kg	1.3	U	1.3	U	1.5	U	1.3	U	1.5
Chromium, Hexavalent	18540-29-9	1	22	110	400	800	110	400	mg/kg	-	-	-	-	-	-	-	-	-
Total Metals																		
Aluminum, Total	7429-90-5								mg/kg	11100		10100		10400		10300		9330
Antimony, Total	7440-36-0								mg/kg	5.66	U	5.27	U	5.88	U	5.23	U	6.04
Arsenic, Total	7440-38-2	13	16	16	16	16	16	16	mg/kg	5.64		4.93		8.4		10.3		3.8
Barium, Total	7440-39-3	350	350	400	400	10000	400	400	mg/kg	59.9		54.5		79.2		85.7		48.8
Beryllium, Total	7440-41-7	7.2	14	72	590	2700	72	590	mg/kg	0.442	J	0.412	J	0.515	J	0.542		0.411
Cadmium, Total	7440-43-9	2.5	2.5	4.3	9.3	60	4.3	9.3	mg/kg	0.308	J	0.27	J	6.25		5.44		0.16
Calcium, Total	7440-70-2								mg/kg	1820		1600		4100		3990		3100
Chromium, Total	7440-47-3								mg/kg	21.9		19.1		112		82.4		10.2
Cobalt, Total	7440-48-4								mg/kg	5.03		4.6		4.82		6.07		2.91
Copper, Total	7440-50-8	50	270	270	270	10000	270	270	mg/kg	9.6		9.66		25.3		21.4		10.1
Iron, Total	7439-89-6								mg/kg	16300		15100		15800		17600		12000
Lead, Total	7439-92-1	63	400	400	1000	3900	400	1000	mg/kg	28.3		25.3		42.9		34.6		27.3
Magnesium, Total	7439-95-4								mg/kg	2270		2070		2660		3170		1750
Manganese, Total	7439-96-5	1600	2000	2000	10000	10000	2000	10000	mg/kg	206		186		208		287		124
Mercury, Total	7439-97-6	0.18	0.81	0.81	2.8	5.7	0.81	2.8	mg/kg	0.159		0.147		0.374		0.439		0.1
Nickel, Total	7440-02-0	30	140	310	310	10000	310	310	mg/kg	10.8		9.74		13.9		14.5		8.86
Potassium, Total	7440-09-7								mg/kg	534		591		714		649		469
Selenium, Total	7782-49-2	3.9	36	180	1500	6800	180	1500	mg/kg	2.26	U	0.434	J	0.487	J	0.352	J	0.599
Silver, Total	7440-22-4	2	36	180	1500	6800	180	1500	mg/kg	0.367	J	0.346	J	1.06		0.836		0.604
Sodium, Total	7440-23-5								mg/kg	42.3	J	45.5	J	54.3	J	45.4	J	63.3
Thallium, Total	7440-28-0								mg/kg	2.26	U	2.11	U	2.35	U	2.09	U	2.42
Vanadium, Total	7440-62-2								mg/kg	22.4		20.1		19.5		20.8		16.5
Zinc, Total	7440-66-6	109	2200	10000	10000	10000	10000	10000	mg/kg	54.2		48.5		84.5		77.1		42.1

* Comparison is not performed on parameters with non-numeric criteria.

NY-RESC: New York NYCRR Part 375 Commercial Criteria, New York Restricted use Criteria per 6 NYCRR Part 375 Environmental Remediation Programs, effective December 14, 2(
NY-RESI: New York NYCRR Part 375 Industrial Criteria, New York Restricted use Criteria per 6 NYCRR Part 375 Environmental Remediation Programs, effective December 14, 2006.
NY-RESR: New York NYCRR Part 375 Residential Criteria, New York Restricted use Criteria per 6 NYCRR Part 375 Environmental Remediation Programs, effective December 14, 20
NY-RESRR: New York NYCRR Part 375 Restricted-Residential Criteria, New York Restricted use Criteria per 6 NYCRR Part 375 Environmental Remediation Programs, effective Dece
NY-UNRES: New York NYCRR Part 375 New York Unrestricted use Criteria Criteria per 6 NYCRR Part 375 Environmental Remediation Programs, effective December 14, 2006.

Table 2

Amherst Central Park South Subsurface Soil Sample

LOCATION											SB-18-B		SB-19-A		SB-19-B		SB-20-A	
SAMPLING DATE											12/29/2023		12/29/2023		12/29/2023		12/29/2023	
LAB SAMPLE ID											L2376694-13		L2376694-15		L2376694-14		L2376694-16	
SAMPLE TYPE											SOIL		SOIL		SOIL		SOIL	
SAMPLE DEPTH (ft.)		Unrestricted Use	Residential Use	Restricted Residential Use	Commercial Use	Industrial Use	Active Recreation Exceedances	Passive Recreation Exceedances										
	CasNum								Units	Qual	Results	Qual	Results	Qual	Results	Qual	Results	Qual
General Chemistry																		
Solids, Total	NONE								%		61		68.7		63.5		61.3	
Cyanide, Total	57-12-5	27	27	27	27	10000	27	27	mg/kg	U	1.5	U	1.4	U	1.5	U	1.6	U
Chromium, Hexavalent	18540-29-9	1	22	110	400	800	110	400	mg/kg	-	1.31	UJ	-	-	1.26	UJ	-	-
Total Metals																		
Aluminum, Total	7429-90-5								mg/kg		10400		8990		9600		12000	
Antimony, Total	7440-36-0								mg/kg	U	6.34	U	5.57	U	5.99	U	6.3	U
Arsenic, Total	7440-38-2	13	16	16	16	16	16	16	mg/kg		4.33		5.91		9.28		7.48	
Barium, Total	7440-39-3	350	350	400	400	10000	400	400	mg/kg		54.2		46		54.4		78.6	
Beryllium, Total	7440-41-7	7.2	14	72	590	2700	72	590	mg/kg	J	0.452	J	0.334	J	0.391	J	0.664	
Cadmium, Total	7440-43-9	2.5	2.5	4.3	9.3	60	4.3	9.3	mg/kg	J	0.175	J	4.69		7.32		5.68	
Calcium, Total	7440-70-2								mg/kg		3230		2970		3340		2650	
Chromium, Total	7440-47-3								mg/kg		11.6		84.1		117		49.8	
Cobalt, Total	7440-48-4								mg/kg		3.28		2.78		3.13		9.47	
Copper, Total	7440-50-8	50	270	270	270	10000	270	270	mg/kg		10.7		14		18.7		16.4	
Iron, Total	7439-89-6								mg/kg		13000		12400		12600		21000	
Lead, Total	7439-92-1	63	400	400	1000	3900	400	1000	mg/kg		30.4		31.8		46.1		49	
Magnesium, Total	7439-95-4								mg/kg		1950		1210		1380		3570	
Manganese, Total	7439-96-5	1600	2000	2000	10000	10000	2000	10000	mg/kg		140		96.2		121		382	
Mercury, Total	7439-97-6	0.18	0.81	0.81	2.8	5.7	0.81	2.8	mg/kg	U	0.119	U	0.165		0.255		0.375	
Nickel, Total	7440-02-0	30	140	310	310	10000	310	310	mg/kg		9.95		8.54		10.3		16.6	
Potassium, Total	7440-09-7								mg/kg		503		245	J	371		1160	
Selenium, Total	7782-49-2	3.9	36	180	1500	6800	180	1500	mg/kg	J	0.597	J	2.23	U	0.663	J+	0.51	J
Silver, Total	7440-22-4	2	36	180	1500	6800	180	1500	mg/kg	U	0.634	U	0.5	J	0.953		0.577	J
Sodium, Total	7440-23-5								mg/kg	J	68.2	J	69.2	J	71.8	J	42.6	J
Thallium, Total	7440-28-0								mg/kg	U	2.54	U	0.392	J	2.4	U	2.52	U
Vanadium, Total	7440-62-2								mg/kg		18.8		18.7		18.9		24.9	
Zinc, Total	7440-66-6	109	2200	10000	10000	10000	10000	10000	mg/kg		46.1		51		65		74.7	

* Comparison is not performed on parameters with non-numeric criteria.

NY-RESC: New York NYCRR Part 375 Commercial Criteria, New York Restricted use Criteria per 6 NYCRR Part 375 Environmental Remediation Programs, effective December 14, 2(
NY-RESI: New York NYCRR Part 375 Industrial Criteria, New York Restricted use Criteria per 6 NYCRR Part 375 Environmental Remediation Programs, effective December 14, 2006.
NY-RESR: New York NYCRR Part 375 Residential Criteria, New York Restricted use Criteria per 6 NYCRR Part 375 Environmental Remediation Programs, effective December 14, 20
NY-RESRR: New York NYCRR Part 375 Restricted-Residential Criteria, New York Restricted use Criteria per 6 NYCRR Part 375 Environmental Remediation Programs, effective Dece
NY-UNRES: New York NYCRR Part 375 New York Unrestricted use Criteria Criteria per 6 NYCRR Part 375 Environmental Remediation Programs, effective December 14, 2006.

Table 2

Amherst Central Park South Subsurface Soil Sample

LOCATION										SB-20-B		SB-21-A		SB-21-B		SB-22-A		SB-23-A
SAMPLING DATE										12/29/2023		12/29/2023		12/29/2023		12/27/2023		12/27/2023
LAB SAMPLE ID										L2376694-17		L2376694-18		L2376694-19		L2376309-36		L2376309-37
SAMPLE TYPE										SOIL		SOIL		SOIL		SOIL		SOIL
SAMPLE DEPTH (ft.)		Unrestricted Use	Residential Use	Restricted Residential Use	Commercial Use	Industrial Use	Active Recreation Exceedances	Passive Recreation Exceedances										
	CasNum								Units	Results	Qual	Results	Qual	Results	Qual	Results	Qual	Results
General Chemistry																		
Solids, Total	NONE								%	65.3		64.6		71.6		77.1		63.3
Cyanide, Total	57-12-5	27	27	27	27	10000	27	27	mg/kg	1.4	U	1.4	U	1.3	U	4	J	1.4
Chromium, Hexavalent	18540-29-9	1	22	110	400	800	110	400	mg/kg	-	-	-	-	-	-	-	-	1.26
Total Metals																		
Aluminum, Total	7429-90-5								mg/kg	12800		10100		9620		9960		8930
Antimony, Total	7440-36-0								mg/kg	5.93	U	5.95	U	5.27	U	4.94	U	5.95
Arsenic, Total	7440-38-2	13	16	16	16	16	16	16	mg/kg	8.52		7.44		8.03		4.28		7.61
Barium, Total	7440-39-3	350	350	400	400	10000	400	400	mg/kg	83.8		73.7		72.2		81.3		69.5
Beryllium, Total	7440-41-7	7.2	14	72	590	2700	72	590	mg/kg	0.72		0.521	J	0.489	J	0.526		0.475
Cadmium, Total	7440-43-9	2.5	2.5	4.3	9.3	60	4.3	9.3	mg/kg	5.77		11		11.8		0.214	J	1.19
Calcium, Total	7440-70-2								mg/kg	2450		10500		8520		22000		20900
Chromium, Total	7440-47-3								mg/kg	47.1		135		152		14		13.3
Cobalt, Total	7440-48-4								mg/kg	11.8		6.32		5.98		5.94		7.22
Copper, Total	7440-50-8	50	270	270	270	10000	270	270	mg/kg	16.9		24.9		25		15.7		18.9
Iron, Total	7439-89-6								mg/kg	23000		16500		15600		16500		17100
Lead, Total	7439-92-1	63	400	400	1000	3900	400	1000	mg/kg	52.7		43.6		46.7		33.5		18.3
Magnesium, Total	7439-95-4								mg/kg	3780		4110		3520		9660		7750
Manganese, Total	7439-96-5	1600	2000	2000	10000	10000	2000	10000	mg/kg	407		289		337		431		385
Mercury, Total	7439-97-6	0.18	0.81	0.81	2.8	5.7	0.81	2.8	mg/kg	0.307		0.287		0.224		0.083	U	0.102
Nickel, Total	7440-02-0	30	140	310	310	10000	310	310	mg/kg	17.5		16.5		15.5		13.2		16.3
Potassium, Total	7440-09-7								mg/kg	1080		916		793		771		989
Selenium, Total	7782-49-2	3.9	36	180	1500	6800	180	1500	mg/kg	2.37	U	0.378	J	0.646	J	0.376	J	0.623
Silver, Total	7440-22-4	2	36	180	1500	6800	180	1500	mg/kg	0.586	J	1.18		1.34		0.494	U	0.595
Sodium, Total	7440-23-5								mg/kg	52.6	J	61.4	J	60	J	61.4	J	64.1
Thallium, Total	7440-28-0								mg/kg	2.37	U	2.38	U	2.11	U	1.97	U	2.38
Vanadium, Total	7440-62-2								mg/kg	27.4		20.8		19.8		18.4		17.8
Zinc, Total	7440-66-6	109	2200	10000	10000	10000	10000	10000	mg/kg	77.6		82.8		83.7		84.9	J	55.6

* Comparison is not performed on parameters with non-numeric criteria.

NY-RESC: New York NYCRR Part 375 Commercial Criteria, New York Restricted use Criteria per 6 NYCRR Part 375 Environmental Remediation Programs, effective December 14, 20
NY-RESI: New York NYCRR Part 375 Industrial Criteria, New York Restricted use Criteria per 6 NYCRR Part 375 Environmental Remediation Programs, effective December 14, 2006.
NY-RESR: New York NYCRR Part 375 Residential Criteria, New York Restricted use Criteria per 6 NYCRR Part 375 Environmental Remediation Programs, effective December 14, 20
NY-RESRR: New York NYCRR Part 375 Restricted-Residential Criteria, New York Restricted use Criteria per 6 NYCRR Part 375 Environmental Remediation Programs, effective Dece
NY-UNRES: New York NYCRR Part 375 New York Unrestricted use Criteria Criteria per 6 NYCRR Part 375 Environmental Remediation Programs, effective December 14, 2006.

Table 3

Amherst Central Park South Sediment Sample

LOCATION											**SS-01**	
SAMPLING DATE											**12/29/2023**	
LAB SAMPLE ID											**L2376694-07**	
SAMPLE TYPE											**SOIL**	
SAMPLE DEPTH (ft.)		**Unrestricted Use**	**Residential Use**	**Restricted Residential Use**	**Commercial Use**	**Industrial Use**	**Active Recreation Exceedances**	**Passive Recreation Exceedances**				
	CasNum								**Units**	**Qual**	**Results**	**Qual**
General Chemistry												
Solids, Total	NONE								%		79.4	
Cyanide, Total	57-12-5	27	27	27	27	10000	27	27	mg/kg	U	1.2	U
Chromium, Hexavalent	18540-29-9	1	22	110	400	800	110	400	mg/kg	U	1.01	UJ
Total Metals												
Aluminum, Total	7429-90-5								mg/kg		14000	
Antimony, Total	7440-36-0								mg/kg	U	4.87	U
Arsenic, Total	7440-38-2	13	16	16	16	16	16	16	mg/kg		6.72	
Barium, Total	7440-39-3	350	350	400	400	10000	400	400	mg/kg		139	
Beryllium, Total	7440-41-7	7.2	14	72	590	2700	72	590	mg/kg	J	0.829	
Cadmium, Total	7440-43-9	2.5	2.5	4.3	9.3	60	4.3	9.3	mg/kg	U	0.974	U
Calcium, Total	7440-70-2								mg/kg		38000	
Chromium, Total	7440-47-3								mg/kg		19.1	
Cobalt, Total	7440-48-4								mg/kg		8.93	
Copper, Total	7440-50-8	50	270	270	270	10000	270	270	mg/kg		20.9	
Iron, Total	7439-89-6								mg/kg		26700	
Lead, Total	7439-92-1	63	400	400	1000	3900	400	1000	mg/kg		9.85	
Magnesium, Total	7439-95-4								mg/kg		11800	
Manganese, Total	7439-96-5	1600	2000	2000	10000	10000	2000	10000	mg/kg		488	
Mercury, Total	7439-97-6	0.18	0.81	0.81	2.8	5.7	0.81	2.8	mg/kg	U	0.081	U
Nickel, Total	7440-02-0	30	140	310	310	10000	310	310	mg/kg		22.1	
Potassium, Total	7440-09-7								mg/kg		1180	
Selenium, Total	7782-49-2	3.9	36	180	1500	6800	180	1500	mg/kg	J	1.95	U
Silver, Total	7440-22-4	2	36	180	1500	6800	180	1500	mg/kg	U	0.62	
Sodium, Total	7440-23-5								mg/kg	J	98.1	J
Thallium, Total	7440-28-0								mg/kg	U	1.95	U
Vanadium, Total	7440-62-2								mg/kg		27.4	
Zinc, Total	7440-66-6	109	2200	10000	10000	10000	10000	10000	mg/kg		46.9	

* Comparison is not performed on parameters with non-numeric criteria.

NY-RESC: New York NYCRR Part 375 Commercial Criteria, New York Restricted use Criteria per 6 NYCRR Part 375 Environmental Remediation Programs, effective December 14, 2(
NY-RESI: New York NYCRR Part 375 Industrial Criteria, New York Restricted use Criteria per 6 NYCRR Part 375 Environmental Remediation Programs, effective December 14, 2006.
NY-RESR: New York NYCRR Part 375 Residential Criteria, New York Restricted use Criteria per 6 NYCRR Part 375 Environmental Remediation Programs, effective December 14, 20
NY-RESRR: New York NYCRR Part 375 Restricted-Residential Criteria, New York Restricted use Criteria per 6 NYCRR Part 375 Environmental Remediation Programs, effective Dece
NY-UNRES: New York NYCRR Part 375 New York Unrestricted use Criteria Criteria per 6 NYCRR Part 375 Environmental Remediation Programs, effective December 14, 2006.

Table 4

Amherst Central Park South Delineation Sampling Results

LOCATION										SB-21-C		SB-21-D		SB-21-E		SB-21-11FT		SB-17-15FT		N-01-A		N-01-B		N-02-A		N-02-B		N-03-A	
SAMPLING DATE										2/8/2024		2/8/2024		2/8/2024		2/8/2024		2/8/2024		2/8/2024		2/8/2024		2/8/2024		2/8/2024		2/8/2024	
LAB SAMPLE ID										L2407298-21		L2407298-22		L2407298-23		L2407298-24		L2407298-25		L2407301-01		L2407301-02		L2407301-06		L2407301-07		L2407301-11	
SAMPLE TYPE										SOIL		SOIL		SOIL		SOIL		SOIL		SOIL		SOIL		SOIL		SOIL		SOIL	
SAMPLE DEPTH (ft.)		Unrestricted Use	Residential Use	Restricted Residential	Commercial Use	Industrial Use	Active Recreation Exceedances	Passive Recreation Exceedances																					
	CasNum								Units	Results	Qual	Results	Qual	Results	Qual	Results	Qual	Results	Qual	Results	Qual	Results	Qual	Results	Qual	Results	Qual	Results	Qual
General Chemistry																													
Solids, Total	NONE								%	77.2		77.4		69.6		70.8		82.9		74.8		73.4		62.8		74.7		57	
Cyanide, Total	57-12-5	27	27	27	27	10000	27	27		-	-	-	-	-	-	1.3	U	1.1	U										
Chromium, Hexavalent	18540-29-9	1	22	110	400	800	110	400		-	-	-	-	-	-	1.13	U	0.29	J										
Total Metals																													
Cadmium, Total	7440-43-9	2.5	2.5	4.3	9.3	60	4.3	9.3	mg/kg	0.177	J	0.195	J	0.279	J	0.079	J	0.361	J	7.01		5.75		8.6		5.1		12	

* Comparison is not performed on parameters with non-numeric criteria.

NY-RESC: New York NYCRR Part 375 Commercial Criteria, New York Restricted use Criteria per 6 NYCRR Part 375 Environmental Remediation Programs, effective December 14, 2006.
NY-RESI: New York NYCRR Part 375 Industrial Criteria, New York Restricted use Criteria per 6 NYCRR Part 375 Environmental Remediation Programs, effective December 14, 2006.
NY-RESR: New York NYCRR Part 375 Residential Criteria, New York Restricted use Criteria per 6 NYCRR Part 375 Environmental Remediation Programs, effective December 14, 2006.
NY-RESRR: New York NYCRR Part 375 Restricted-Residential Criteria, New York Restricted use Criteria per 6 NYCRR Part 375 Environmental Remediation Programs, effective December 14, 2006.
NY-UNRES: New York NYCRR Part 375 New York Unrestricted use Criteria Criteria per 6 NYCRR Part 375 Environmental Remediation Programs, effective December 14, 2006.

Table 4

Amherst Central Park South Delineation Sampling Results

LOCATION										N-03-B		N-04-A		N-04-B		E-01-A		E-01-B		E-02-A		E-02-B		E-03-A		E-03-B		E-04-A	
SAMPLING DATE										2/8/2024		2/8/2024		2/8/2024		2/8/2024		2/8/2024		2/8/2024		2/8/2024		2/8/2024		2/8/2024		2/8/2024	
LAB SAMPLE ID										L2407301-12		L2407301-16		L2407301-17		L2407304-01		L2407304-02		L2407304-06		L2407304-07		L2407304-11		L2407304-12		L2407304-16	
SAMPLE TYPE										SOIL		SOIL		SOIL		SOIL		SOIL		SOIL		SOIL		SOIL		SOIL		SOIL	
SAMPLE DEPTH (ft.)		Unrestricted Use	Residential Use	Restricted Residential	Commercial Use	Industrial Use	Active Recreation Exceedances	Passive Recreation Exceedances																					
	CasNum								Units	Results	Qual	Results	Qual	Results	Qual	Results	Qual	Results	Qual	Results	Qual	Results	Qual	Results	Qual	Results	Qual	Results	Qual
General Chemistry																													
Solids, Total	NONE								%	60.9		63.3		80.3		76		81.5		75.8		77.3		63.4		75.1		64.4	
Cyanide, Total	57-12-5	27	27	27	27	10000	27	27																					
Chromium, Hexavalent	18540-29-9	1	22	110	400	800	110	400																					
Total Metals																													
Cadmium, Total	7440-43-9	2.5	2.5	4.3	9.3	60	4.3	9.3	mg/kg	4.08		4.99		1.64		16.7		0.483	U	15.5		0.494	J	10.2		8.54		10.5	

* Comparison is not performed on parameters with non-numeric criteria.

NY-RESC: New York NYCRR Part 375 Commercial Criteria, New York Restricted use Criteria per 6 NYCRR Part 375 Environmental Remediation Programs, effective December 14, 20
NY-RESI: New York NYCRR Part 375 Industrial Criteria, New York Restricted use Criteria per 6 NYCRR Part 375 Environmental Remediation Programs, effective December 14, 2006.
NY-RESR: New York NYCRR Part 375 Residential Criteria, New York Restricted use Criteria per 6 NYCRR Part 375 Environmental Remediation Programs, effective December 14, 200
NY-RESRR: New York NYCRR Part 375 Restricted-Residential Criteria, New York Restricted use Criteria per 6 NYCRR Part 375 Environmental Remediation Programs, effective Decem
NY-UNRES: New York NYCRR Part 375 New York Unrestricted use Criteria Criteria per 6 NYCRR Part 375 Environmental Remediation Programs, effective December 14, 2006.

Table 4

Amherst Central Park South Delineation Sampling Results

LOCATION										E-04-B		E-05-A		E-05-B		E-05-C		E-06-A		E-06-B		E-06-C		E-07-A		E-07-B		E08-A	
SAMPLING DATE										2/8/2024		2/21/2024		2/21/2024		2/21/2024		2/21/2024		2/21/2024		2/21/2024		2/21/2024		2/21/2024		3/14/2024	
LAB SAMPLE ID										L2407304-17		L2409254-01		L2409254-02		L2409254-03		L2409254-04		L2409254-05		L2412324-01		L2412324-02		L2412324-03		L2413839-01	
SAMPLE TYPE										SOIL		SOIL		SOIL		SOIL		SOIL		SOIL		SOIL		SOIL		SOIL		SOIL	
SAMPLE DEPTH (ft.)		Unrestricted Use	Residential Use	Restricted Residential	Commercial Use	Industrial Use	Active Recreation Exceedances	Passive Recreation Exceedances																					
	CasNum								Units	Results	Qual	Results	Qual	Results	Qual	Results	Qual	Results	Qual	Results	Qual	Results	Qual	Results	Qual	Results	Qual	Results	Qual
General Chemistry																													
Solids, Total	NONE								%	76.3		49.4		62.7		75.3		49.4		64.5		74.7		60.6		66.4		61.2	
Cyanide, Total	57-12-5	27	27	27	27	10000	27	27																					
Chromium, Hexavalent	18540-29-9	1	22	110	400	800	110	400																					
Total Metals																													
Cadmium, Total	7440-43-9	2.5	2.5	4.3	9.3	60	4.3	9.3	mg/kg	3.64		11.9		10.2		1.87	J	15.2		10.8		1.22	J	9.9		7.44		12.2	

* Comparison is not performed on parameters with non-numeric criteria.

NY-RESC: New York NYCRR Part 375 Commercial Criteria, New York Restricted use Criteria per 6 NYCRR Part 375 Environmental Remediation Programs, effective December 14, 20(
NY-RESI: New York NYCRR Part 375 Industrial Criteria, New York Restricted use Criteria per 6 NYCRR Part 375 Environmental Remediation Programs, effective December 14, 2006.
NY-RESR: New York NYCRR Part 375 Residential Criteria, New York Restricted use Criteria per 6 NYCRR Part 375 Environmental Remediation Programs, effective December 14, 200(
NY-RESRR: New York NYCRR Part 375 Restricted-Residential Criteria, New York Restricted use Criteria per 6 NYCRR Part 375 Environmental Remediation Programs, effective Decer
NY-UNRES: New York NYCRR Part 375 New York Unrestricted use Criteria Criteria per 6 NYCRR Part 375 Environmental Remediation Programs, effective December 14, 2006.

Table 4

Amherst Central Park South Delineation Sampling Results

LOCATION											E09-A		E-10-A		E-11-A		S-01-A		S-01-B		S-02-A		S-02-B		S-03-A		S-03-B	
SAMPLING DATE											3/14/2024		3/29/2024		3/29/2024		2/8/2024		2/8/2024		2/8/2024		2/8/2024		2/8/2024		2/8/2024	
LAB SAMPLE ID											L2413839-03		L2417167-01		L2417167-02		L2407298-01		L2407298-02		L2407298-11		L2407298-12		L2407300-01		L2407300-02	
SAMPLE TYPE											SOIL		SOIL		SOIL		SOIL		SOIL		SOIL		SOIL		SOIL		SOIL	
SAMPLE DEPTH (ft.)		Unrestricted Use	Residential Use	Restricted Residential	Commercial Use	Industrial Use	Active Recreation Exceedances	Passive Recreation Exceedances	Units	Results	Qual	Results	Qual	Results	Qual	Results	Qual	Results	Qual	Results	Qual	Results	Qual	Results	Qual	Results	Qual	Results	Qual
General Chemistry																												
Solids, Total	NONE								%	61.2		62.6		67		75.7		77.7		64.4		73.5		62.8		76.9	
Cyanide, Total	57-12-5	27	27	27	27	10000	27	27																				
Chromium, Hexavalent	18540-29-9	1	22	110	400	800	110	400																				
Total Metals																	-	-	-	-	-	-	-	-	-	-	-	-
Cadmium, Total	7440-43-9	2.5	2.5	4.3	9.3	60	4.3	9.3	mg/kg	10.5		10.8		6.68		2.84		3.31		14.8		8.13	-	15.3		4.41	

* Comparison is not performed on parameters with non-numeric criteria.

NY-RESC: New York NYCRR Part 375 Commercial Criteria, New York Restricted use Criteria per 6 NYCRR Part 375 Environmental Remediation Programs, effective December 14, 20
NY-RESI: New York NYCRR Part 375 Industrial Criteria, New York Restricted use Criteria per 6 NYCRR Part 375 Environmental Remediation Programs, effective December 14, 2006.
NY-RESR: New York NYCRR Part 375 Residential Criteria, New York Restricted use Criteria per 6 NYCRR Part 375 Environmental Remediation Programs, effective December 14, 200
NY-RESRR: New York NYCRR Part 375 Restricted-Residential Criteria, New York Restricted use Criteria per 6 NYCRR Part 375 Environmental Remediation Programs, effective Decem
NY-UNRES: New York NYCRR Part 375 New York Unrestricted use Criteria Criteria per 6 NYCRR Part 375 Environmental Remediation Programs, effective December 14, 2006.

Table 4

Amherst Central Park South Delineation Sampling Results

LOCATION										S-04-A		S-04-B		W-01-A		W-01-B		W-01-C		W-02-A		W-02-B		W-02-C		W-03-A		W-03-B	
SAMPLING DATE										2/8/2024		2/8/2024		2/8/2024		2/8/2024		2/8/2024		2/8/2024		2/8/2024		2/8/2024		2/8/2024		2/8/2024	
LAB SAMPLE ID										L2407300-11		L2407300-12		L2407298-06		L2407298-07		L2407298-08		L2407298-16		L2407298-17		L2407298-18		L2407300-06		L2407300-07	
SAMPLE TYPE										SOIL		SOIL		SOIL		SOIL		SOIL		SOIL		SOIL		SOIL		SOIL		SOIL	
SAMPLE DEPTH (ft.)		Unrestricted Use	Residential Use	Restricted Residential	Commercial Use	Industrial Use	Active Recreation Exceedances	Passive Recreation Exceedances																					
	CasNum								Units	Results	Qual	Results	Qual	Results	Qual	Results	Qual	Results	Qual	Results	Qual	Results	Qual	Results	Qual	Results	Qual	Results	Qual
General Chemistry																													
Solids, Total	NONE								%	78.6		81.4		59.7		63		77.6		44.2		74.4		74.8		71.7		74	
Cyanide, Total	57-12-5	27	27	27	27	10000	27	27																					
Chromium, Hexavalent	18540-29-9	1	22	110	400	800	110	400																					
Total Metals										-	-	-	-	-	-	-	-	-	-	-	-	-	-	-	-	-	-	-	-
Cadmium, Total	7440-43-9	2.5	2.5	4.3	9.3	60	4.3	9.3	mg/kg	4.81		0.241	J	17.6		13.3		0.983		19.5		9.52		0.96		6.61		1.08	

* Comparison is not performed on parameters with non-numeric criteria.

NY-RESC: New York NYCRR Part 375 Commercial Criteria, New York Restricted use Criteria per 6 NYCRR Part 375 Environmental Remediation Programs, effective December 14, 20
NY-RESI: New York NYCRR Part 375 Industrial Criteria, New York Restricted use Criteria per 6 NYCRR Part 375 Environmental Remediation Programs, effective December 14, 2006.
NY-RESR: New York NYCRR Part 375 Residential Criteria, New York Restricted use Criteria per 6 NYCRR Part 375 Environmental Remediation Programs, effective December 14, 200
NY-RESRR: New York NYCRR Part 375 Restricted-Residential Criteria, New York Restricted use Criteria per 6 NYCRR Part 375 Environmental Remediation Programs, effective Decem
NY-UNRES: New York NYCRR Part 375 New York Unrestricted use Criteria Criteria per 6 NYCRR Part 375 Environmental Remediation Programs, effective December 14, 2006.

Table 4

Amherst Central Park South Delineation Sampling Results

LOCATION										W-04-A		W-04-B		DUP-03		DUP-04		DUP-01		DUP-02	
SAMPLING DATE										2/8/2024		2/8/2024		2/8/2024		2/8/2024		2/8/2024		2/8/2024	
LAB SAMPLE ID										L2407300-16		L2407300-17		L2407304-21		L2407304-22		L2407304-23		L2407304-24	
SAMPLE TYPE										SOIL		SOIL		SOIL		SOIL		SOIL		SOIL	
SAMPLE DEPTH (ft.)																					
	CasNum	Unrestricted Use	Residential Use	Restricted Residential	Commercial Use	Industrial Use	Active Recreation Exceedances	Passive Recreation Exceedances	Units	Results	Qual	Results	Qual	Results	Qual	Results	Qual	Results	Qual	Results	Qual
General Chemistry																					
Solids, Total	NONE								%	74.4		75.1		76		81.9		76.7		79.4	
Cyanide, Total	57-12-5	27	27	27	27	10000	27	27													
Chromium, Hexavalent	18540-29-9	1	22	110	400	800	110	400													
Total Metals										-	-	-	-								
Cadmium, Total	7440-43-9	2.5	2.5	4.3	9.3	60	4.3	9.3	mg/kg	5.35		1.43		0.637		0.48	U	1.01	U	0.491	U

* Comparison is not performed on parameters with non-numeric criteria.

NY-RESC: New York NYCRR Part 375 Commercial Criteria, New York Restricted use Criteria per 6 NYCRR Part 375 Environmental Remediation Programs, effective December 14, 20
NY-RESI: New York NYCRR Part 375 Industrial Criteria, New York Restricted use Criteria per 6 NYCRR Part 375 Environmental Remediation Programs, effective December 14, 2006.
NY-RESR: New York NYCRR Part 375 Residential Criteria, New York Restricted use Criteria per 6 NYCRR Part 375 Environmental Remediation Programs, effective December 14, 200
NY-RESRR: New York NYCRR Part 375 Restricted-Residential Criteria, New York Restricted use Criteria per 6 NYCRR Part 375 Environmental Remediation Programs, effective Decem
NY-UNRES: New York NYCRR Part 375 New York Unrestricted use Criteria Criteria per 6 NYCRR Part 375 Environmental Remediation Programs, effective December 14, 2006.

Appendices

Appendix A

Soil Boring Logs

C&S COMPANIES	C&S Engineers, Inc. 141 Elm Street, Suite 100 Buffalo, New York 14203 Phone: 716-847-1630 Fax: 716-847-1454	**BORING LOG**	*Boring No.*	**SB-01A**
			Sheet 1 of:	
			Project No.:	

Project Name:	Amherst Central Park South							***Surface Elev.:***	
Location:	Former Westwood Country Club							***Datum:***	
Client:	Town of Amherst							***Start Date:***	12/29/23
Drilling Firm:	TREC							***Finish Date:***	12/29/23
Groundwater	***Depth***	***Date & Time***	***Drill Rig:***					***Inspector:***	
While Drilling:			***Casing:***		***Rock Core:***		***Undist:***		
Before Casing Removal:			***Sampler:***		***Other:***				
After Casing Removal:			***Hammer:***						

(N -- No. of blows to drive sampler 12" w/140 lb. hammer falling 30" ASTM D-1586, Standard Penetration Test)

Depth (ft)	Sample No.	Symbol	Blows on Sampler per 6"	c - coarse m - medium f - fine **MATERIAL DESCRIPTION** S - Sand, $ - Silt, G - Gravel, C - Clay, cly - clayey a - and - 35-50% s - some - 20-35% l - little - 10-20% t - trace - 0-10%	**COMMENTS** (e.g., N-value, recovery, relative moisture, core run, RQD, % recovered)
	X			0-2" Dark brown CLAY w/ organic matter, soft, moist	0 ppm
0.5	X			2-6" CLAY, brown, soft, moist	
1				6-12" CLAY, brown, soft, moist	
1.5					
2					
3					
4					
5					
6					
7					
8					
9					
10					
11					
12					
13					
14					
15					
16					
17					
18					
19					
20					
21					

C&S COMPANIES	C&S Engineers, Inc. 141 Elm Street, Suite 100 Buffalo, New York 14203 Phone: 716-847-1630 Fax: 716-847-1454	**BORING LOG**	*Boring No.*	**SB-01**
			Sheet 1 of:	
			Project No.:	

Project Name:	Amherst Central Park South							***Surface Elev.:***	
Location:	Former Westwood Country Club							***Datum:***	
Client:	Town of Amherst							***Start Date:***	12/29/23
Drilling Firm:	TREC							***Finish Date:***	12/29/23
Groundwater	***Depth***	***Date & Time***	***Drill Rig:***					***Inspector:***	
While Drilling:			***Casing:***		***Rock Core:***		***Undist:***		
Before Casing Removal:			***Sampler:***		***Other:***				
After Casing Removal:			***Hammer:***						

(N -- No. of blows to drive sampler 12" w/140 lb. hammer falling 30" ASTM D-1586, Standard Penetration Test)

Depth (ft)	Sample No.	Symbol	Blows on Sampler per 6"	c - coarse m - medium f - fine **MATERIAL DESCRIPTION** S - Sand, $ - Silt, G - Gravel, C - Clay, cly - clayey a - and - 35-50% s - some - 20-35% l - little - 10-20% t - trace - 0-10%	**COMMENTS** (e.g., N-value, recovery, relative moisture, core run, RQD, % recovered)
	X			0-2" Dark brown CLAY w/ organic matter, soft, moist	0 ppm
0.5	X			2-6" CLAY, brown, soft, moist	
1				6-12" CLAY, brown, soft, moist	
1.5					
2					
3					
4					
5					
6					
7					
8					
9					
10					
11					
12					
13					
14					
15					
16					
17					
18					
19					
20					
21					

C&S Engineers, Inc.
141 Elm Street, Suite 100
Buffalo, New York 14203
Phone: 716-847-1630
Fax: 716-847-1454

BORING LOG

Boring No.	**SB-02**
Sheet 1 of:	
Project No.:	
Surface Elev.:	
Datum:	
Start Date:	12/27/23
Finish Date:	12/27/23
Inspector:	

Project Name:	Amherst Central Park South								
Location:	Former Westwood Country Club								
Client:	Town of Amherst								
Drilling Firm:	TREC								
Groundwater	**Depth**	**Date & Time**	**Drill Rig:**						
While Drilling:			**Casing:**		**Rock Core:**		**Undist:**		
Before Casing Removal:			**Sampler:**		**Other:**				
After Casing Removal:			**Hammer:**						

(N -- No. of blows to drive sampler 12" w/140 lb. hammer falling 30" ASTM D-1586, Standard Penetration Test)

Depth (ft)	Sample No.	Symbol	Blows on Sampler per 6"	MATERIAL DESCRIPTION (c - coarse, m - medium, f - fine; S - Sand, $ - Silt, G - Gravel, C - Clay, cly - clayey; a - and - 35-50%, s - some - 20-35%, l - little - 10-20%, t - trace - 0-10%)	COMMENTS (e.g., N-value, recovery, relative moisture, core run, RQD, % recovered)
	X			0-2" Dark brown CLAY w/ organic matter, soft, moist	0 ppm
0.5	X			2-6" CLAY, brown, soft, moist	
1				6-12" CLAY, brown, soft, moist	
1.5					
2					
3					
4					
5					
6					
7					
8					
9					
10					
11					
12					
13					
14					
15					
16					
17					
18					
19					
20					
21					

C&S Engineers, Inc.	BORING LOG	Boring No.	SB-03
141 Elm Street, Suite 100		Sheet 1 of:	
Buffalo, New York 14203		Project No.:	
Phone: 716-847-1630		Surface Elev.:	
Fax: 716-847-1454		Datum:	
		Start Date:	12/27/23
		Finish Date:	X
		Inspector:	

Project Name:	Amherst Central Park South								
Location:	Former Westwood Country Club								
Client:	Town of Amherst								
Drilling Firm:	TREC								
Groundwater	Depth	Date & Time	Drill Rig:						
While Drilling:			Casing:		Rock Core:		Undist:		
Before Casing Removal:			Sampler:		Other:				
After Casing Removal:			Hammer:						

(N -- No. of blows to drive sampler 12" w/140 lb. hammer falling 30" ASTM D-1586, Standard Penetration Test)

Depth (ft)	Sample No.	Symbol	Blows on Sampler per 6"	MATERIAL DESCRIPTION (c - coarse, m - medium, f - fine; a - and - 35-50%, s - some - 20-35%, l - little - 10-20%, t - trace - 0-10%; S - Sand, $ - Silt, G - Gravel, C - Clay, cly - clayey)	COMMENTS (e.g., N-value, recovery, relative moisture, core run, RQD, % recovered)
	X			0-2" Dark brown CLAY w/ organic matter, soft, moist	0 ppm
0.5	X			2-6" CLAY, brown, soft, moist	
1				6-12" CLAY, brown, soft, moist	
1.5					
2					
3					
4					
5					
6					
7					
8					
9					
10					
11					
12					
13					
14					
15					
16					
17					
18					
19					
20					
21					

C&S COMPANIES	C&S Engineers, Inc. 141 Elm Street, Suite 100 Buffalo, New York 14203 Phone: 716-847-1630 Fax: 716-847-1454	**BORING LOG**	*Boring No.*	**SB-04**
			Sheet 1 of:	
			Project No.:	

Project Name:	Amherst Central Park South							***Surface Elev.:***	
Location:	Former Westwood Country Club							***Datum:***	
Client:	Town of Amherst							***Start Date:***	12/27/23
Drilling Firm:	TREC							***Finish Date:***	12/27/23
Groundwater	***Depth***	***Date & Time***	***Drill Rig:***					***Inspector:***	
While Drilling:			***Casing:***		***Rock Core:***		***Undist:***		
Before Casing Removal:			***Sampler:***		***Other:***				
After Casing Removal:			***Hammer:***						

(N -- No. of blows to drive sampler 12" w/140 lb. hammer falling 30" ASTM D-1586, Standard Penetration Test)

Depth (ft)	Sample No.	Symbol	Blows on Sampler per 6"	MATERIAL DESCRIPTION c - coarse, m - medium, f - fine S - Sand, $ - Silt, G - Gravel, C - Clay, cly - clayey a - and - 35-50%, s - some - 20-35%, l - little - 10-20%, t - trace - 0-10%	COMMENTS (e.g., N-value, recovery, relative moisture, core run, RQD, % recovered)
	X			0-2" Dark brown CLAY w/ organic matter, soft, moist	0 ppm
0.5	X			2-6" GRAVEL, asphalt, transitioning back into clay	
1				6-12" CLAY, brown, soft, moist	
1.5					
2					
3					
4					
5					
6					
7					
8					
9					
10					
11					
12					
13					
14					
15					
16					
17					
18					
19					
20					
21					

C&S COMPANIES	C&S Engineers, Inc. 141 Elm Street, Suite 100 Buffalo, New York 14203 Phone: 716-847-1630 Fax: 716-847-1454	**BORING LOG**	*Boring No.*	**SB-05**
			Sheet 1 of:	
			Project No.:	

Project Name:	Amherst Central Park South							***Surface Elev.:***	
Location:	Former Westwood Country Club							***Datum:***	
Client:	Town of Amherst							***Start Date:***	12/27/23
Drilling Firm:	TREC							***Finish Date:***	12/27/23
Groundwater	***Depth***	***Date & Time***	***Drill Rig:***					***Inspector:***	
While Drilling:			***Casing:***		***Rock Core:***		***Undist:***		
Before Casing Removal:			***Sampler:***		***Other:***				
After Casing Removal:			***Hammer:***						

(N -- No. of blows to drive sampler 12" w/140 lb. hammer falling 30" ASTM D-1586, Standard Penetration Test)

Depth (ft)	Sample No.	Symbol	Blows on Sampler per 6"	c - coarse m - medium f - fine **MATERIAL DESCRIPTION** S - Sand, $ - Silt, G - Gravel, C - Clay, cly - clayey a - and - 35-50% s - some - 20-35% l - little - 10-20% t - trace - 0-10%	**COMMENTS** (e.g., N-value, recovery, relative moisture, core run, RQD, % recovered)
	X			0-2" Dark brown CLAY w/ organic matter, soft, moist	0 ppm
0.5	X			2-6" CLAY, brown, soft, moist	
1				6-12" CLAY, brown, soft, moist	
1.5					
2					
3					
4					
5					
6					
7					
8					
9					
10					
11					
12					
13					
14					
15					
16					
17					
18					
19					
20					
21					

C&S COMPANIES	C&S Engineers, Inc. 141 Elm Street, Suite 100 Buffalo, New York 14203 Phone: 716-847-1630 Fax: 716-847-1454	**BORING LOG**	*Boring No.*	**SB-06**
			Sheet 1 of:	
			Project No.:	

Project Name:	Amherst Central Park South							***Surface Elev.:***	
Location:	Former Westwood Country Club							***Datum:***	
Client:	Town of Amherst							***Start Date:***	12/27/23
Drilling Firm:	TREC							***Finish Date:***	12/27/23
Groundwater	***Depth***	***Date & Time***	***Drill Rig:***					***Inspector:***	
While Drilling:			***Casing:***		***Rock Core:***		***Undist:***		
Before Casing Removal:			***Sampler:***		***Other:***				
After Casing Removal:			***Hammer:***						

(N -- No. of blows to drive sampler 12" w/140 lb. hammer falling 30" ASTM D-1586, Standard Penetration Test)

Depth (ft)	Sample No.	Symbol	Blows on Sampler per 6"	c - coarse m - medium f - fine **MATERIAL DESCRIPTION** S - Sand, $ - Silt, G - Gravel, C - Clay, cly - clayey a - and - 35-50% s - some - 20-35% l - little - 10-20% t - trace - 0-10%	**COMMENTS** (e.g., N-value, recovery, relative moisture, core run, RQD, % recovered)
	X			0-2" Dark brown CLAY w/ organic matter, soft, moist	0 ppm
0.5	X			2-6" CLAY, brown, soft, moist	
1				6-12" CLAY, brown, soft, moist	
1.5					
2					
3					
4					
5					
6					
7					
8					
9					
10					
11					
12					
13					
14					
15					
16					
17					
18					
19					
20					
21					

C&S Engineers, Inc.
141 Elm Street, Suite 100
Buffalo, New York 14203
Phone: 716-847-1630
Fax: 716-847-1454

BORING LOG

Boring No.	**SB-07**
Sheet 1 of:	
Project No.:	
Surface Elev.:	
Datum:	
Start Date:	12/27/23
Finish Date:	12/27/23
Inspector:	

Project Name:	Amherst Central Park South								
Location:	Former Westwood Country Club								
Client:	Town of Amherst								
Drilling Firm:	TREC								
Groundwater	**Depth**	**Date & Time**	**Drill Rig:**						
While Drilling:			**Casing:**		**Rock Core:**		**Undist:**		
Before Casing Removal:			**Sampler:**		**Other:**				
After Casing Removal:			**Hammer:**						

(N -- No. of blows to drive sampler 12" w/140 lb. hammer falling 30" ASTM D-1586, Standard Penetration Test)

Depth (ft)	Sample No.	Symbol	Blows on Sampler per 6"	MATERIAL DESCRIPTION (c - coarse, m - medium, f - fine; S - Sand, $ - Silt, G - Gravel, C - Clay, cly - clayey; a - and - 35-50%, s - some - 20-35%, l - little - 10-20%, t - trace - 0-10%)	COMMENTS (e.g., N-value, recovery, relative moisture, core run, RQD, % recovered)
	X			0-2" Dark brown CLAY w/ organic matter, soft, moist	0 ppm
0.5	X			2-6" CLAY, brown, soft, moist	
1				6-12" CLAY, brown, soft, moist	
1.5					
2					
3					
4					
5					
6					
7					
8					
9					
10					
11					
12					
13					
14					
15					
16					
17					
18					
19					
20					
21					

C&S COMPANIES	C&S Engineers, Inc. 141 Elm Street, Suite 100 Buffalo, New York 14203 Phone: 716-847-1630 Fax: 716-847-1454	**BORING LOG**	*Boring No.*	**SB-08**
			Sheet 1 of:	
			Project No.:	

Project Name:	Amherst Central Park South							***Surface Elev.:***	
Location:	Former Westwood Country Club							***Datum:***	
Client:	Town of Amherst							***Start Date:***	12/27/23
Drilling Firm:	TREC							***Finish Date:***	12/27/23
Groundwater	***Depth***	***Date & Time***	***Drill Rig:***					***Inspector:***	
While Drilling:			***Casing:***		***Rock Core:***		***Undist:***		
Before Casing Removal:			***Sampler:***		***Other:***				
After Casing Removal:			***Hammer:***						

(N -- No. of blows to drive sampler 12" w/140 lb. hammer falling 30" ASTM D-1586, Standard Penetration Test)

Depth (ft)	Sample No.	Symbol	Blows on Sampler per 6"	c - coarse m - medium f - fine **MATERIAL DESCRIPTION** S - Sand, $ - Silt, G - Gravel, C - Clay, cly - clayey a - and - 35-50% s - some - 20-35% l - little - 10-20% t - trace - 0-10%	**COMMENTS** (e.g., N-value, recovery, relative moisture, core run, RQD, % recovered)
	X			0-2" Dark brown CLAY w/ organic matter, soft, moist	0 ppm
0.5	X			2-6" CLAY, brown, soft, moist	
1				6-12" CLAY, brown, soft, moist	
1.5					
2					
3					
4					
5					
6					
7					
8					
9					
10					
11					
12					
13					
14					
15					
16					
17					
18					
19					
20					
21					

C&S COMPANIES	C&S Engineers, Inc. 141 Elm Street, Suite 100 Buffalo, New York 14203 Phone: 716-847-1630 Fax: 716-847-1454	**BORING LOG**	*Boring No.*	**SB-09**
			Sheet 1 of:	
			Project No.:	

Project Name:	Amherst Central Park South							***Surface Elev.:***	
Location:	Former Westwood Country Club							***Datum:***	
Client:	Town of Amherst							***Start Date:***	12/27/23
Drilling Firm:	TREC							***Finish Date:***	12/27/23
Groundwater	***Depth***	***Date & Time***	***Drill Rig:***					***Inspector:***	
While Drilling:			***Casing:***		***Rock Core:***		***Undist:***		
Before Casing Removal:			***Sampler:***		***Other:***				
After Casing Removal:			***Hammer:***						

(N -- No. of blows to drive sampler 12" w/140 lb. hammer falling 30" ASTM D-1586, Standard Penetration Test)

Depth (ft)	Sample No.	Symbol	Blows on Sampler per 6"	c - coarse m - medium f - fine **MATERIAL DESCRIPTION** S - Sand, $ - Silt, G - Gravel, C - Clay, cly - clayey a - and - 35-50% s - some - 20-35% l - little - 10-20% t - trace - 0-10%	**COMMENTS** (e.g., N-value, recovery, relative moisture, core run, RQD, % recovered)
	X			0-2" Dark brown CLAY w/ organic matter, soft, moist	0 ppm
0.5	X			2-6" CLAY, brown, soft, moist	
1				6-12" CLAY, brown, soft, moist	
1.5					
2					
3					
4					
5					
6					
7					
8					
9					
10					
11					
12					
13					
14					
15					
16					
17					
18					
19					
20					
21					

C&S Engineers, Inc.
141 Elm Street, Suite 100
Buffalo, New York 14203
Phone: 716-847-1630
Fax: 716-847-1454

BORING LOG

Boring No.	**SB-10**
Sheet 1 of:	
Project No.:	
Surface Elev.:	
Datum:	
Start Date:	12/27/23
Finish Date:	12/27/23
Inspector:	

Project Name:	Amherst Central Park South								
Location:	Former Westwood Country Club								
Client:	Town of Amherst								
Drilling Firm:	TREC								
Groundwater	***Depth***	***Date & Time***	***Drill Rig:***						
While Drilling:			***Casing:***		***Rock Core:***		***Undist:***		
Before Casing Removal:			***Sampler:***		***Other:***				
After Casing Removal:			***Hammer:***						

(N -- No. of blows to drive sampler 12" w/140 lb. hammer falling 30" ASTM D-1586, Standard Penetration Test)

Depth (ft)	Sample No.	Symbol	Blows on Sampler per 6"	MATERIAL DESCRIPTION c - coarse, m - medium, f - fine S - Sand, $ - Silt, G - Gravel, C - Clay, cly - clayey a - and - 35-50%, s - some - 20-35%, l - little - 10-20%, t - trace - 0-10%	COMMENTS (e.g., N-value, recovery, relative moisture, core run, RQD, % recovered)
	X			0-2" Dark brown CLAY w/ organic matter, soft, moist	0 ppm
0.5	X			2-6" CLAY, brown, soft, moist	
1				6-12" CLAY, brown, soft, moist	
1.5					
2					
3					
4					
5					
6					
7					
8					
9					
10					
11					
12					
13					
14					
15					
16					
17					
18					
19					
20					
21					

C&S COMPANIES	C&S Engineers, Inc. 141 Elm Street, Suite 100 Buffalo, New York 14203 Phone: 716-847-1630 Fax: 716-847-1454	**BORING LOG**	*Boring No.*	**SB-11**
			Sheet 1 of:	
			Project No.:	

Project Name:	Amherst Central Park South							***Surface Elev.:***	
Location:	Former Westwood Country Club							***Datum:***	
Client:	Town of Amherst							***Start Date:***	12/27/23
Drilling Firm:	TREC							***Finish Date:***	12/27/23
Groundwater	***Depth***	***Date & Time***	***Drill Rig:***					***Inspector:***	
While Drilling:			***Casing:***		***Rock Core:***		***Undist:***		
Before Casing Removal:			***Sampler:***		***Other:***				
After Casing Removal:			***Hammer:***						

(N -- No. of blows to drive sampler 12" w/140 lb. hammer falling 30" ASTM D-1586, Standard Penetration Test)

Depth (ft)	Sample No.	Symbol	Blows on Sampler per 6"	c - coarse m - medium f - fine **MATERIAL DESCRIPTION** S - Sand, $ - Silt, G - Gravel, C - Clay, cly - clayey a - and - 35-50% s - some - 20-35% l - little - 10-20% t - trace - 0-10%	**COMMENTS** (e.g., N-value, recovery, relative moisture, core run, RQD, % recovered)
	X			0-2" Dark brown CLAY w/ organic matter, soft, moist	0 ppm
0.5	X			2-6" CLAY, brown, soft, moist	
1				6-12" CLAY, brown, soft, moist	
1.5					
2					
3					
4					
5					
6					
7					
8					
9					
10					
11					
12					
13					
14					
15					
16					
17					
18					
19					
20					
21					

C&S Engineers, Inc.
141 Elm Street, Suite 100
Buffalo, New York 14203
Phone: 716-847-1630
Fax: 716-847-1454

BORING LOG

Boring No.	**SB-12**
Sheet 1 of:	
Project No.:	
Surface Elev.:	
Datum:	
Start Date:	12/27/23
Finish Date:	12/27/23
Inspector:	

Project Name:	Amherst Central Park South								
Location:	Former Westwood Country Club								
Client:	Town of Amherst								
Drilling Firm:	TREC								
Groundwater	***Depth***	***Date & Time***	***Drill Rig:***						
While Drilling:			***Casing:***		***Rock Core:***		***Undist:***		
Before Casing Removal:			***Sampler:***		***Other:***				
After Casing Removal:			***Hammer:***						

(N -- No. of blows to drive sampler 12" w/140 lb. hammer falling 30" ASTM D-1586, Standard Penetration Test)

Depth (ft)	Sample No.	Symbol	Blows on Sampler per 6"	MATERIAL DESCRIPTION c - coarse, m - medium, f - fine a - and - 35-50%, s - some - 20-35%, l - little - 10-20%, t - trace - 0-10% S - Sand, $ - Silt, G - Gravel, C - Clay, cly - clayey	COMMENTS (e.g., N-value, recovery, relative moisture, core run, RQD, % recovered)
	X			0-2" Dark brown CLAY w/ organic matter, soft, moist	0 ppm
0.5	X			2-6" CLAY, brown, soft, moist	
1	X			6-12" CLAY, light brown, firm	0 ppm
1.5	X			12-18" CLAY, light brown, firm	
					0 ppm
2	X			18-24" CLAY, light brown, firm	
3					
4					
5					
6					
7					
8					
9					
10					
11					
12					
13					
14					
15					
16					
17					
18					
19					
20					
21					

C&S Engineers, Inc.
141 Elm Street, Suite 100
Buffalo, New York 14203
Phone: 716-847-1630
Fax: 716-847-1454

BORING LOG

Boring No.	**SB-13**
Sheet 1 of:	
Project No.:	
Surface Elev.:	
Datum:	
Start Date:	12/27/23
Finish Date:	12/27/23
Inspector:	

Project Name:	Amherst Central Park South							
Location:	Former Westwood Country Club							
Client:	Town of Amherst							
Drilling Firm:	TREC							
Groundwater	***Depth***	***Date & Time***	***Drill Rig:***					
While Drilling:			***Casing:***		***Rock Core:***		***Undist:***	
Before Casing Removal:			***Sampler:***		***Other:***			
After Casing Removal:			***Hammer:***					

(N -- No. of blows to drive sampler 12" w/140 lb. hammer falling 30" ASTM D-1586, Standard Penetration Test)

c - coarse
m - medium
f - fine

MATERIAL DESCRIPTION

S - Sand, $ - Silt, G - Gravel, C - Clay, cly - clayey

a - and - 35-50%
s - some - 20-35%
l - little - 10-20%
t - trace - 0-10%

Depth (ft)	Sample No.	Symbol	Blows on Sampler per 6"	MATERIAL DESCRIPTION	COMMENTS (e.g., N-value, recovery, relative moisture, core run, RQD, % recovered)
	X			0-2" Dark brown CLAY w/ organic matter, soft, moist	0 ppm
0.5	X			2-6" Course SAND, brown	
1	X			6-12" Course SAND, brown	0 ppm
1.5	X			12-18" GRAVEL transitioning into CLAY	
					0 ppm
2	X			18-24" CLAY, brown into dark brown	
3					
4					
5					
6					
7					
8					
9					
10					
11					
12					
13					
14					
15					
16					
17					
18					
19					
20					
21					

C&S Engineers, Inc.
141 Elm Street, Suite 100
Buffalo, New York 14203
Phone: 716-847-1630
Fax: 716-847-1454

BORING LOG

Boring No.	**SB-14**
Sheet 1 of:	
Project No.:	
Surface Elev.:	
Datum:	
Start Date:	12/27/23
Finish Date:	12/27/23
Inspector:	

Project Name:	Amherst Central Park South								
Location:	Former Westwood Country Club								
Client:	Town of Amherst								
Drilling Firm:	TREC								
Groundwater	***Depth***	***Date & Time***	***Drill Rig:***						
While Drilling:			***Casing:***		***Rock Core:***		***Undist:***		
Before Casing Removal:			***Sampler:***		***Other:***				
After Casing Removal:			***Hammer:***						

(N -- No. of blows to drive sampler 12" w/140 lb. hammer falling 30" ASTM D-1586, Standard Penetration Test)

Depth (ft)	Sample No.	Symbol	Blows on Sampler per 6"	MATERIAL DESCRIPTION (c - coarse, m - medium, f - fine; S - Sand, $ - Silt, G - Gravel, C - Clay, cly - clayey; a - and - 35-50%, s - some - 20-35%, l - little - 10-20%, t - trace - 0-10%)	COMMENTS (e.g., N-value, recovery, relative moisture, core run, RQD, % recovered)
	X			0-2" Dark brown CLAY w/ organic matter, soft, moist	0 ppm
0.5	X			2-6" CLAY, dark brown, soft,	
1	X			6-12" CLAY, dark brown	0 ppm
1.5	X			12-18" CLAY, dark brown	
2	X			18-24" CLAY, light brown, dense	0 ppm
3					
4					
5					
6					
7					
8					
9					
10					
11					
12					
13					
14					
15					
16					
17					
18					
19					
20					
21					

C&S Engineers, Inc.
141 Elm Street, Suite 100
Buffalo, New York 14203
Phone: 716-847-1630
Fax: 716-847-1454

BORING LOG

Boring No.	**SB-15**
Sheet 1 of:	
Project No.:	
Surface Elev.:	
Datum:	
Start Date:	12/27/23
Finish Date:	12/27/23
Inspector:	

Project Name:	Amherst Central Park South
Location:	Former Westwood Country Club
Client:	Town of Amherst
Drilling Firm:	TREC

Groundwater	Depth	Date & Time
While Drilling:		
Before Casing Removal:		
After Casing Removal:		

Drill Rig:							
Casing:		**Rock Core:**		**Undist:**	
Sampler:		**Other:**	
Hammer:			

(N -- No. of blows to drive sampler 12" w/140 lb. hammer falling 30" ASTM D-1586, Standard Penetration Test)

Depth (ft)	Sample No.	Symbol	Blows on Sampler per 6"	MATERIAL DESCRIPTION c - coarse, m - medium, f - fine S - Sand, $ - Silt, G - Gravel, C - Clay, cly - clayey a - and - 35-50%, s - some - 20-35%, l - little - 10-20%, t - trace - 0-10%	COMMENTS (e.g., N-value, recovery, relative moisture, core run, RQD, % recovered)
	X			0-2" Dark brown CLAY w/ organic matter, soft, moist	0 ppm
0.5	X			2-6" CLAY, brown, soft, moist	
1	X			6-12" CLAY, brown, soft, moist	
1.5					
2					
3					
4					
5					
6					
7					
8					
9					
10					
11					
12					
13					
14					
15					
16					
17					
18					
19					
20					
21					

C&S COMPANIES	C&S Engineers, Inc. 141 Elm Street, Suite 100 Buffalo, New York 14203 Phone: 716-847-1630 Fax: 716-847-1454	**BORING LOG**	*Boring No.*	**SB-16**
			Sheet 1 of:	
			Project No.:	

Project Name:	Amherst Central Park South							***Surface Elev.:***	
Location:	Former Westwood Country Club							***Datum:***	
Client:	Town of Amherst							***Start Date:***	12/29/23
Drilling Firm:	TREC							***Finish Date:***	12/29/23
Groundwater	***Depth***	***Date & Time***	***Drill Rig:***					***Inspector:***	
While Drilling:			***Casing:***		***Rock Core:***		***Undist:***		
Before Casing Removal:			***Sampler:***		***Other:***				
After Casing Removal:			***Hammer:***						

(N -- No. of blows to drive sampler 12" w/140 lb. hammer falling 30" ASTM D-1586, Standard Penetration Test)

Depth (ft)	Sample No.	Symbol	Blows on Sampler per 6"	c - coarse m - medium f - fine **MATERIAL DESCRIPTION** S - Sand, $ - Silt, G - Gravel, C - Clay, cly - clayey a - and - 35-50% s - some - 20-35% l - little - 10-20% t - trace - 0-10%	**COMMENTS** (e.g., N-value, recovery, relative moisture, core run, RQD, % recovered)
	X			0-2" Dark brown CLAY w/ organic matter, soft, moist	0 ppm
0.5	X			2-6" CLAY, brown, soft, moist	
1	X			6-12" CLAY, brown, soft, moist	
1.5					
2					
3					
4					
5					
6					
7					
8					
9					
10					
11					
12					
13					
14					
15					
16					
17					
18					
19					
20					
21					

C&S COMPANIES	C&S Engineers, Inc. 141 Elm Street, Suite 100 Buffalo, New York 14203 Phone: 716-847-1630 Fax: 716-847-1454	**BORING LOG**	Boring No.	SB-17
			Sheet 1 of:	
			Project No.:	

Project Name:	Amherst Central Park South							Surface Elev.:	
Location:	Former Westwood Country Club							Datum:	
Client:	Town of Amherst							Start Date:	12/29/23
Drilling Firm:	TREC							Finish Date:	2/8/24
Groundwater	Depth	Date & Time	Drill Rig:					Inspector:	
While Drilling:			Casing:		Rock Core:		Undist:		
Before Casing Removal:			Sampler:		Other:				
After Casing Removal:			Hammer:						

(N -- No. of blows to drive sampler 12" w/140 lb. hammer falling 30" ASTM D-1586, Standard Penetration Test)

Depth (ft)	Sample No.	Symbol	Blows on Sampler per 6"	MATERIAL DESCRIPTION c - coarse, m - medium, f - fine a - and - 35-50%, s - some - 20-35%, l - little - 10-20%, t - trace - 0-10% S - Sand, $ - Silt, G - Gravel, C - Clay, cly - clayey	COMMENTS (e.g., N-value, recovery, relative moisture, core run, RQD, % recovered)
	X			0-2" Dark brown CLAY w/ organic matter, soft, moist	0 ppm
0.5	X			2-6" CLAY w/ stone mixed,light brown, soft, moist	
1				6-12" CLAY, brown, soft, moist	
1.5					
2					
3					
4				CLAY, BROWN, Dense	
5					0 ppm
6				CLAY, BROWN, Dense	
7					
8				CLAY, BROWN, Dense	
9					
10				CLAY, BROWN, Dense	
11					
12				CLAY, BROWN, Dense	
13					
14				CLAY, BROWN, Dense	
15	X			End at 15'	
16					
17					
18					
19					
20					
21					

C&S Engineers, Inc.
141 Elm Street, Suite 100
Buffalo, New York 14203
Phone: 716-847-1630
Fax: 716-847-1454

BORING LOG

Boring No.	**SB-18**
Sheet 1 of:	
Project No.:	
Surface Elev.:	
Datum:	
Start Date:	12/29/23
Finish Date:	12/29/23
Inspector:	

Project Name:	Amherst Central Park South								
Location:	Former Westwood Country Club								
Client:	Town of Amherst								
Drilling Firm:	TREC								
Groundwater	**Depth**	**Date & Time**	**Drill Rig:**						
While Drilling:			**Casing:**		**Rock Core:**		**Undist:**		
Before Casing Removal:			**Sampler:**		**Other:**				
After Casing Removal:			**Hammer:**						

(N -- No. of blows to drive sampler 12" w/140 lb. hammer falling 30" ASTM D-1586, Standard Penetration Test)

Depth (ft)	Sample No.	Symbol	Blows on Sampler per 6"	MATERIAL DESCRIPTION (c - coarse, m - medium, f - fine; S - Sand, $ - Silt, G - Gravel, C - Clay, cly - clayey; a - and - 35-50%, s - some - 20-35%, l - little - 10-20%, t - trace - 0-10%)	COMMENTS (e.g., N-value, recovery, relative moisture, core run, RQD, % recovered)
	X			0-2" Dark brown CLAY w/ organic matter, soft, moist	0 ppm
0.5	X			2-6" CLAY, brown, soft, moist	
1				6-12" CLAY, brown, soft, moist	
1.5					
2					
3					
4					
5					
6					
7					
8					
9					
10					
11					
12					
13					
14					
15					
16					
17					
18					
19					
20					
21					

C&S Engineers, Inc.
141 Elm Street, Suite 100
Buffalo, New York 14203
Phone: 716-847-1630
Fax: 716-847-1454

BORING LOG

Boring No.	**SB-19**
Sheet 1 of:	
Project No.:	
Surface Elev.:	
Datum:	
Start Date:	12/29/23
Finish Date:	12/29/23
Inspector:	

Project Name:	Amherst Central Park South								
Location:	Former Westwood Country Club								
Client:	Town of Amherst								
Drilling Firm:	TREC								
Groundwater	**Depth**	**Date & Time**	**Drill Rig:**						
While Drilling:			**Casing:**		**Rock Core:**		**Undist:**		
Before Casing Removal:			**Sampler:**		**Other:**				
After Casing Removal:			**Hammer:**						

(N -- No. of blows to drive sampler 12" w/140 lb. hammer falling 30" ASTM D-1586, Standard Penetration Test)

Depth (ft)	Sample No.	Symbol	Blows on Sampler per 6"	MATERIAL DESCRIPTION (c - coarse, m - medium, f - fine; S - Sand, $ - Silt, G - Gravel, C - Clay, cly - clayey; a - and - 35-50%, s - some - 20-35%, l - little - 10-20%, t - trace - 0-10%)	COMMENTS (e.g., N-value, recovery, relative moisture, core run, RQD, % recovered)
	X			0-2" Dark brown CLAY w/ organic matter, soft, moist	0 ppm
0.5	X			2-6" CLAY, brown, soft, moist	
1				6-12" CLAY, brown, soft, moist	
1.5					
2					
3					
4					
5					
6					
7					
8					
9					
10					
11					
12					
13					
14					
15					
16					
17					
18					
19					
20					
21					

C&S Engineers, Inc.
141 Elm Street, Suite 100
Buffalo, New York 14203
Phone: 716-847-1630
Fax: 716-847-1454

BORING LOG

Boring No.	**SB-20**
Sheet 1 of:	
Project No.:	
Surface Elev.:	
Datum:	
Start Date:	12/29/23
Finish Date:	12/29/23
Inspector:	

Project Name:	Amherst Central Park South								
Location:	Former Westwood Country Club								
Client:	Town of Amherst								
Drilling Firm:	TREC								
Groundwater	**Depth**	**Date & Time**	**Drill Rig:**						
While Drilling:			**Casing:**		**Rock Core:**		**Undist:**		
Before Casing Removal:			**Sampler:**		**Other:**				
After Casing Removal:			**Hammer:**						

(N -- No. of blows to drive sampler 12" w/140 lb. hammer falling 30" ASTM D-1586, Standard Penetration Test)

Depth (ft)	Sample No.	Symbol	Blows on Sampler per 6"	MATERIAL DESCRIPTION	COMMENTS (e.g., N-value, recovery, relative moisture, core run, RQD, % recovered)
	X			0-2" Dark brown CLAY w/ organic matter, soft, moist	0 ppm
0.5	X			2-6" CLAY, brown, soft, moist	
1	X			6-12" CLAY, brown, soft, moist	
1.5					
2					
3					
4					
5					
6					
7					
8					
9					
10					
11					
12					
13					
14					
15					
16					
17					
18					
19					
20					
21					

c - coarse
m - medium
f - fine

S - Sand, $ - Silt, G - Gravel, C - Clay, cly - clayey

a - and - 35-50%
s - some - 20-35%
l - little - 10-20%
t - trace - 0-10%

C&S COMPANIES	**C&S Engineers, Inc.** 141 Elm Street, Suite 100 Buffalo, New York 14203 Phone: 716-847-1630 Fax: 716-847-1454	**BORING LOG**	***Boring No.*** **SB-21** ***Sheet 1 of:*** ***Project No.:***

Project Name:	Amherst Central Park South							***Surface Elev.:***	
Location:	Former Westwood Country Club							***Datum:***	
Client:	Town of Amherst							***Start Date:***	12/29/23
Drilling Firm:	TREC							***Finish Date:***	2/8/24
Groundwater	***Depth***	***Date & Time***	***Drill Rig:***					***Inspector:***	
While Drilling:			***Casing:***		***Rock Core:***		***Undist:***		
Before Casing Removal:			***Sampler:***		***Other:***				
After Casing Removal:			***Hammer:***						

(N -- No. of blows to drive sampler 12" w/140 lb. hammer falling 30" ASTM D-1586, Standard Penetration Test)

Depth (ft)	Sample No.	Symbol	Blows on Sampler per 6"	MATERIAL DESCRIPTION c - coarse, m - medium, f - fine S - Sand, $ - Silt, G - Gravel, C - Clay, cly - clayey a - and - 35-50%, s - some - 20-35%, l - little - 10-20%, t - trace - 0-10%	COMMENTS (e.g., N-value, recovery, relative moisture, core run, RQD, % recovered)
	X			0-2" Dark brown CLAY w/ organic matter, soft, moist	0 ppm
0.5	X			2-6" CLAY, brown, soft, moist	
1	X			6-12" CLAY, brown, soft, moist	
1.5					
2					0 ppm
3					
4				CLAY, soft, brown	
5					
6					0 ppm
7					
8				CLAY, brown, dense	
9					
10					0 ppm
11	X			CLAY, soft and wet transitioning into dense clay until refusal at 11'	
12					
13					
14					
15					
16					
17					
18					
19					
20					
21					

C&S Engineers, Inc.	BORING LOG	Boring No.	SB-22
141 Elm Street, Suite 100		Sheet 1 of:	
Buffalo, New York 14203		Project No.:	
Phone: 716-847-1630		Surface Elev.:	
Fax: 716-847-1454		Datum:	
		Start Date:	12/27/23
		Finish Date:	12/27/23
		Inspector:	

Project Name:	Amherst Central Park South						
Location:	Former Westwood Country Club						
Client:	Town of Amherst						
Drilling Firm:	TREC						
Groundwater	Depth	Date & Time	Drill Rig:				
While Drilling:			Casing:		Rock Core:		Undist:
Before Casing Removal:			Sampler:		Other:		
After Casing Removal:			Hammer:				

(N -- No. of blows to drive sampler 12" w/140 lb. hammer falling 30" ASTM D-1586, Standard Penetration Test)

Depth (ft)	Sample No.	Symbol	Blows on Sampler per 6"	MATERIAL DESCRIPTION (c - coarse, m - medium, f - fine; a - and - 35-50%, s - some - 20-35%, l - little - 10-20%, t - trace - 0-10%; S - Sand, $ - Silt, G - Gravel, C - Clay, cly - clayey)	COMMENTS (e.g., N-value, recovery, relative moisture, core run, RQD, % recovered)
				0-2" Dark brown CLAY w/ organic matter, soft, moist	0 ppm
0.5	X			2-6" CLAY, brown, soft, moist	
1				6-12" CLAY, brown, soft, moist	
1.5					
				12-18" CLAY w/stone, light brown, firm	0ppm
2					
3					
4					
5				CLAY w/ stone, fill material	
					0 ppm
6				CLAY w/ stone, fill material	
7				CLAY, dark brown, dense	
8				CLAY, dark brown, dense	0 ppm
9				CLAY, brown, wet	
10				2" Asphalt layer, CLAY	
11				CLAY, dark brown to grey, dense	0 ppm
12				CLAY, wet, dense	
13				Rock, dense CLAY, dry, light brown	0 ppm
14					
15				Refusal @ 14'	
16					
17					
18					
19					
20					
21					

C&S Engineers, Inc.
141 Elm Street, Suite 100
Buffalo, New York 14203
Phone: 716-847-1630
Fax: 716-847-1454

BORING LOG

Boring No.	**SB-23**
Sheet 1 of:	
Project No.:	
Surface Elev.:	
Datum:	
Start Date:	12/27/23
Finish Date:	12/27/23
Inspector:	

Project Name:	Amherst Central Park South
Location:	Former Westwood Country Club
Client:	Town of Amherst
Drilling Firm:	TREC

Groundwater	Depth	Date & Time	Drill Rig:				Undist:	
While Drilling:			**Casing:**		**Rock Core:**			
Before Casing Removal:			**Sampler:**		**Other:**			
After Casing Removal:			**Hammer:**					

(N -- No. of blows to drive sampler 12" w/140 lb. hammer falling 30" ASTM D-1586, Standard Penetration Test)

c - coarse
m - medium
f - fine

MATERIAL DESCRIPTION

S - Sand, $ - Silt, G - Gravel, C - Clay, cly - clayey

a - and - 35-50%
s - some - 20-35%
l - little - 10-20%
t - trace - 0-10%

Depth (ft)	Sample No.	Symbol	Blows on Sampler per 6"	MATERIAL DESCRIPTION	COMMENTS (e.g., N-value, recovery, relative moisture, core run, RQD, % recovered)
				0-2" Dark brown CLAY w/ organic matter, soft, moist	0 ppm
0.5	X			2-6" CLAY, brown, soft, moist	
1				6-12" CLAY, brown, soft, moist	
1.5					
2				Clay and asphalt mix	
3				Clay and asphalt mix	
4				Clay and asphalt mix	
5				CLAY with glass mix	
6				CLAY with rock fill	
7				CLAY, brown, brown	
8				CLAY, black	
9				CLAY, light grey to brown, silt mixed in towards bottom	
10				CLAY w/ fill mix	
11					
12				Refusal at 12' on rock	
13					
14					
15					
16					
17					
18					
19					
20					
21					

C&S Engineers, Inc.
141 Elm Street, Suite 100
Buffalo, New York 14203
Phone: 716-847-1630
Fax: 716-847-1454

BORING LOG

Boring No.	**N0-1**
Sheet 1 of:	
Project No.:	
Surface Elev.:	
Datum:	
Start Date:	2/8/24
Finish Date:	2/8/24
Inspector:	

Project Name:	Amherst Central Park South							
Location:	Former Westwood Country Club							
Client:	Town of Amherst							
Drilling Firm:	TREC							
Groundwater	**Depth**	**Date & Time**	**Drill Rig:**					
While Drilling:			**Casing:**		**Rock Core:**		**Undist:**	
Before Casing Removal:			**Sampler:**		**Other:**			
After Casing Removal:			**Hammer:**					

(N -- No. of blows to drive sampler 12" w/140 lb. hammer falling 30" ASTM D-1586, Standard Penetration Test)

c - coarse
m - medium
f - fine

MATERIAL DESCRIPTION

S - Sand, $ - Silt, G - Gravel, C - Clay, cly - clayey

a - and - 35-50%
s - some - 20-35%
l - little - 10-20%
t - trace - 0-10%

Depth (ft)	Sample No.	Symbol	Blows on Sampler per 6"	MATERIAL DESCRIPTION	COMMENTS (e.g., N-value, recovery, relative moisture, core run, RQD, % recovered)
	X			0-2" Dark brown CLAY w/ organic matter, soft, moist	0 ppm
0.5	X			2-6" CLAY, brown, soft, moist	
1	X			6-12" CLAY, brown, soft, moist	
1.5	X			12-18" CLAY, brown, dense	
2	X			18-24" CLAY, brown, dense	
3					
4					
5					
6					
7					
8					
9					
10					
11					
12					
13					
14					
15					
16					
17					
18					
19					
20					
21					

C&S Engineers, Inc.	BORING LOG	Boring No.	N-02
141 Elm Street, Suite 100 Buffalo, New York 14203 Phone: 716-847-1630 Fax: 716-847-1454		Sheet 1 of:	
		Project No.:	

Project Name:	Amherst Central Park South							**Surface Elev.:**	
Location:	Former Westwood Country Club							**Datum:**	
Client:	Town of Amherst							**Start Date:**	2/8/24
Drilling Firm:	TREC							**Finish Date:**	2/8/24
Groundwater	**Depth**	**Date & Time**	**Drill Rig:**					**Inspector:**	
While Drilling:			**Casing:**		**Rock Core:**		**Undist:**		
Before Casing Removal:			**Sampler:**		**Other:**				
After Casing Removal:			**Hammer:**						

(N -- No. of blows to drive sampler 12" w/140 lb. hammer falling 30" ASTM D-1586, Standard Penetration Test)

Depth (ft)	Sample No.	Symbol	Blows on Sampler per 6"	MATERIAL DESCRIPTION c - coarse, m - medium, f - fine S - Sand, $ - Silt, G - Gravel, C - Clay, cly - clayey a - and - 35-50%, s - some - 20-35%, l - little - 10-20%, t - trace - 0-10%	COMMENTS (e.g., N-value, recovery, relative moisture, core run, RQD, % recovered)
	X			0-2" Dark brown CLAY w/ organic matter, soft, moist	0 ppm
0.5	X			2-6" CLAY, brown, soft, moist	
1	X			6-12" CLAY, brown, soft, moist	
1.5	X			12-18" CLAY, brown, dense	
2	X			18-24" CLAY, brown, dense	
3					
4					
5					
6					
7					
8					
9					
10					
11					
12					
13					
14					
15					
16					
17					
18					
19					
20					
21					

C&S Engineers, Inc.
141 Elm Street, Suite 100
Buffalo, New York 14203
Phone: 716-847-1630
Fax: 716-847-1454

BORING LOG

Boring No.	**N-03**
Sheet 1 of:	
Project No.:	
Surface Elev.:	
Datum:	
Start Date:	2/8/24
Finish Date:	2/8/24
Inspector:	

Project Name:	Amherst Central Park South								
Location:	Former Westwood Country Club								
Client:	Town of Amherst								
Drilling Firm:	TREC								
Groundwater	**Depth**	**Date & Time**	**Drill Rig:**						
While Drilling:			**Casing:**		**Rock Core:**		**Undist:**		
Before Casing Removal:			**Sampler:**		**Other:**				
After Casing Removal:			**Hammer:**						

(N -- No. of blows to drive sampler 12" w/140 lb. hammer falling 30" ASTM D-1586, Standard Penetration Test)

Depth (ft)	Sample No.	Symbol	Blows on Sampler per 6"	MATERIAL DESCRIPTION (c - coarse, m - medium, f - fine; a - and - 35-50%, s - some - 20-35%, l - little - 10-20%, t - trace - 0-10%; S - Sand, $ - Silt, G - Gravel, C - Clay, cly - clayey)	COMMENTS (e.g., N-value, recovery, relative moisture, core run, RQD, % recovered)
	X			0-2" Dark brown CLAY w/ organic matter, soft, moist	0 ppm
0.5	X			2-6" CLAY, brown, soft, moist	
1	X			6-12" CLAY, brown, soft, moist	
1.5	X			12-18" CLAY, brown, dense	
2	X			18-24" CLAY, brown, dense	
3					
4					
5					
6					
7					
8					
9					
10					
11					
12					
13					
14					
15					
16					
17					
18					
19					
20					
21					

C&S Engineers, Inc.	BORING LOG	Boring No.	N-04
141 Elm Street, Suite 100		Sheet 1 of:	
Buffalo, New York 14203		Project No.:	
Phone: 716-847-1630		Surface Elev.:	
Fax: 716-847-1454		Datum:	
		Start Date:	2/8/24
		Finish Date:	2/8/24
		Inspector:	

Project Name:	Amherst Central Park South							
Location:	Former Westwood Country Club							
Client:	Town of Amherst							
Drilling Firm:	TREC							
Groundwater	Depth	Date & Time	Drill Rig:					
While Drilling:			Casing:		Rock Core:		Undist:	
Before Casing Removal:			Sampler:		Other:			
After Casing Removal:			Hammer:					

(N -- No. of blows to drive sampler 12" w/140 lb. hammer falling 30" ASTM D-1586, Standard Penetration Test)

Depth (ft)	Sample No.	Symbol	Blows on Sampler per 6"	MATERIAL DESCRIPTION (c - coarse, m - medium, f - fine; a - and - 35-50%, s - some - 20-35%, l - little - 10-20%, t - trace - 0-10%; S - Sand, $ - Silt, G - Gravel, C - Clay, cly - clayey)	COMMENTS (e.g., N-value, recovery, relative moisture, core run, RQD, % recovered)
	X			0-2" Dark brown CLAY w/ organic matter, soft, moist	0 ppm
0.5	X			2-6" CLAY, brown, soft, moist	
1	X			6-12" CLAY, brown, soft, moist	
1.5	X			12-18" CLAY, brown, dense	
2	X			18-24" CLAY, brown, dense	
3					
4					
5					
6					
7					
8					
9					
10					
11					
12					
13					
14					
15					
16					
17					
18					
19					
20					
21					

C&S COMPANIES	C&S Engineers, Inc. 141 Elm Street, Suite 100 Buffalo, New York 14203 Phone: 716-847-1630 Fax: 716-847-1454	**BORING LOG**	***Boring No.***	**E-01**
			Sheet 1 of:	
			Project No.:	

Project Name:	Amherst Central Park South						***Surface Elev.:***		
Location:	Former Westwood Country Club						***Datum:***		
Client:	Town of Amherst						***Start Date:***	2/8/24	
Drilling Firm:	TREC						***Finish Date:***	2/8/24	
Groundwater	***Depth***	***Date & Time***	***Drill Rig:***				***Inspector:***		
While Drilling:			***Casing:***		***Rock Core:***		***Undist:***		
Before Casing Removal:			***Sampler:***		***Other:***				
After Casing Removal:			***Hammer:***						

(N -- No. of blows to drive sampler 12" w/140 lb. hammer falling 30" ASTM D-1586, Standard Penetration Test)

Depth (ft)	Sample No.	Symbol	Blows on Sampler per 6"	c - coarse m - medium f - fine **MATERIAL DESCRIPTION** S - Sand, $ - Silt, G - Gravel, C - Clay, cly - clayey a - and - 35-50% s - some - 20-35% l - little - 10-20% t - trace - 0-10%	**COMMENTS** (e.g., N-value, recovery, relative moisture, core run, RQD, % recovered)
	X			0-2" Dark brown CLAY w/ organic matter, soft, moist	0 ppm
0.5	X			2-6" CLAY, brown, soft, moist	
1	X			6-12" CLAY, brown, soft, moist	
1.5	X			12-18" CLAY, brown, dense	
2	X			18-24" CLAY, brown, dense	
3					
4					
5					
6					
7					
8					
9					
10					
11					
12					
13					
14					
15					
16					
17					
18					
19					
20					
21					

C&S COMPANIES	C&S Engineers, Inc. 141 Elm Street, Suite 100 Buffalo, New York 14203 Phone: 716-847-1630 Fax: 716-847-1454	**BORING LOG**	*Boring No.*	**E-02**
			Sheet 1 of:	
			Project No.:	

Project Name:	Amherst Central Park South							***Surface Elev.:***	
Location:	Former Westwood Country Club							***Datum:***	
Client:	Town of Amherst							***Start Date:***	2/8/24
Drilling Firm:	TREC							***Finish Date:***	2/8/24
Groundwater	***Depth***	***Date & Time***	***Drill Rig:***					***Inspector:***	
While Drilling:			***Casing:***		***Rock Core:***		***Undist:***		
Before Casing Removal:			***Sampler:***		***Other:***				
After Casing Removal:			***Hammer:***						

(N -- No. of blows to drive sampler 12" w/140 lb. hammer falling 30" ASTM D-1586, Standard Penetration Test)

Depth (ft)	Sample No.	Symbol	Blows on Sampler per 6"	c - coarse m - medium f - fine **MATERIAL DESCRIPTION** S - Sand, $ - Silt, G - Gravel, C - Clay, cly - clayey a - and - 35-50% s - some - 20-35% l - little - 10-20% t - trace - 0-10%	**COMMENTS** (e.g., N-value, recovery, relative moisture, core run, RQD, % recovered)
	X			0-2" Dark brown CLAY w/ organic matter, soft, moist	0 ppm
0.5	X			2-6" CLAY, brown, soft, moist	
1	X			6-12" CLAY, brown, soft, moist	
1.5	X			12-18" CLAY, brown, dense	
2	X			18-24" CLAY, brown, dense	
3					
4					
5					
6					
7					
8					
9					
10					
11					
12					
13					
14					
15					
16					
17					
18					
19					
20					
21					

C&S COMPANIES	C&S Engineers, Inc. 141 Elm Street, Suite 100 Buffalo, New York 14203 Phone: 716-847-1630 Fax: 716-847-1454	**BORING LOG**	*Boring No.*	**E-03**
			Sheet 1 of:	
			Project No.:	

Project Name:	Amherst Central Park South							***Surface Elev.:***	
Location:	Former Westwood Country Club							***Datum:***	
Client:	Town of Amherst							***Start Date:***	2/8/24
Drilling Firm:	TREC							***Finish Date:***	2/8/24
Groundwater	***Depth***	***Date & Time***	***Drill Rig:***					***Inspector:***	
While Drilling:			***Casing:***		***Rock Core:***		***Undist:***		
Before Casing Removal:			***Sampler:***		***Other:***				
After Casing Removal:			***Hammer:***						

(N -- No. of blows to drive sampler 12" w/140 lb. hammer falling 30" ASTM D-1586, Standard Penetration Test)

Depth (ft)	Sample No.	Symbol	Blows on Sampler per 6"	c - coarse m - medium f - fine **MATERIAL DESCRIPTION** S - Sand, $ - Silt, G - Gravel, C - Clay, cly - clayey a - and - 35-50% s - some - 20-35% l - little - 10-20% t - trace - 0-10%	**COMMENTS** (e.g., N-value, recovery, relative moisture, core run, RQD, % recovered)
	X			0-2" Dark brown CLAY w/ organic matter, soft, moist	0 ppm
0.5	X			2-6" CLAY, brown, soft, moist	
1	X			6-12" CLAY, brown, soft, moist	
1.5	X			12-18" CLAY, brown, dense	
2	X			18-24" CLAY, brown, dense	
3					
4					
5					
6					
7					
8					
9					
10					
11					
12					
13					
14					
15					
16					
17					
18					
19					
20					
21					

C&S COMPANIES	C&S Engineers, Inc. 141 Elm Street, Suite 100 Buffalo, New York 14203 Phone: 716-847-1630 Fax: 716-847-1454	**BORING LOG**	*Boring No.*	**E-04**
			Sheet 1 of:	
			Project No.:	

Project Name:	Amherst Central Park South							***Surface Elev.:***	
Location:	Former Westwood Country Club							***Datum:***	
Client:	Town of Amherst							***Start Date:***	2/8/24
Drilling Firm:	TREC							***Finish Date:***	2/8/24
Groundwater	***Depth***	***Date & Time***	***Drill Rig:***					***Inspector:***	
While Drilling:			***Casing:***		***Rock Core:***		***Undist:***		
Before Casing Removal:			***Sampler:***		***Other:***				
After Casing Removal:			***Hammer:***						

(N -- No. of blows to drive sampler 12" w/140 lb. hammer falling 30" ASTM D-1586, Standard Penetration Test)

Depth (ft)	Sample No.	Symbol	Blows on Sampler per 6"	c - coarse m - medium f - fine **MATERIAL DESCRIPTION** S - Sand, $ - Silt, G - Gravel, C - Clay, cly - clayey a - and - 35-50% s - some - 20-35% l - little - 10-20% t - trace - 0-10%	**COMMENTS** (e.g., N-value, recovery, relative moisture, core run, RQD, % recovered)
	X			0-2" Dark brown CLAY w/ organic matter, soft, moist	0 ppm
0.5	X			2-6" CLAY, brown, soft, moist	
1	X			6-12" CLAY, brown, soft, moist	
1.5	X			12-18" CLAY, brown, dense	
2	X			18-24" CLAY, brown, dense	
3					
4					
5					
6					
7					
8					
9					
10					
11					
12					
13					
14					
15					
16					
17					
18					
19					
20					
21					

C&S Engineers, Inc.
141 Elm Street, Suite 100
Buffalo, New York 14203
Phone: 716-847-1630
Fax: 716-847-1454

BORING LOG

Boring No.	**E-05**
Sheet 1 of:	
Project No.:	
Surface Elev.:	
Datum:	
Start Date:	2/21/24
Finish Date:	2/21/24
Inspector:	

Project Name:	Amherst Central Park South								
Location:	Former Westwood Country Club								
Client:	Town of Amherst								
Drilling Firm:	TREC								
Groundwater	**Depth**	**Date & Time**	**Drill Rig:**						
While Drilling:			**Casing:**		**Rock Core:**		**Undist:**		
Before Casing Removal:			**Sampler:**		**Other:**				
After Casing Removal:			**Hammer:**						

(N -- No. of blows to drive sampler 12" w/140 lb. hammer falling 30" ASTM D-1586, Standard Penetration Test)

Depth (ft)	Sample No.	Symbol	Blows on Sampler per 6"	MATERIAL DESCRIPTION (c - coarse, m - medium, f - fine; S - Sand, $ - Silt, G - Gravel, C - Clay, cly - clayey; a - and - 35-50%, s - some - 20-35%, l - little - 10-20%, t - trace - 0-10%)	COMMENTS (e.g., N-value, recovery, relative moisture, core run, RQD, % recovered)
	X			0-2" Dark brown CLAY w/ organic matter, soft, moist	0 ppm
0.5	X			2-6" CLAY, brown, soft, moist	
1	X			6-12" CLAY, brown, soft, moist	
1.5	X			12-18" CLAY, brown, dense	
2	X			18-24" CLAY, brown, dense	
3					
4					
5					
6					
7					
8					
9					
10					
11					
12					
13					
14					
15					
16					
17					
18					
19					
20					
21					

C&S Engineers, Inc.
141 Elm Street, Suite 100
Buffalo, New York 14203
Phone: 716-847-1630
Fax: 716-847-1454

BORING LOG

Boring No.	**E-06**
Sheet 1 of:	
Project No.:	
Surface Elev.:	
Datum:	
Start Date:	2/21/24
Finish Date:	2/21/24
Inspector:	

Project Name:	Amherst Central Park South								
Location:	Former Westwood Country Club								
Client:	Town of Amherst								
Drilling Firm:	TREC								
Groundwater	**Depth**	**Date & Time**	**Drill Rig:**						
While Drilling:			**Casing:**		**Rock Core:**		**Undist:**		
Before Casing Removal:			**Sampler:**		**Other:**				
After Casing Removal:			**Hammer:**						

(N -- No. of blows to drive sampler 12" w/140 lb. hammer falling 30" ASTM D-1586, Standard Penetration Test)

Depth (ft)	Sample No.	Symbol	Blows on Sampler per 6"	MATERIAL DESCRIPTION (c - coarse, m - medium, f - fine; S - Sand, $ - Silt, G - Gravel, C - Clay, cly - clayey; a - and - 35-50%, s - some - 20-35%, l - little - 10-20%, t - trace - 0-10%)	COMMENTS (e.g., N-value, recovery, relative moisture, core run, RQD, % recovered)
	X			0-2" Dark brown CLAY w/ organic matter, soft, moist	0 ppm
0.5	X			2-6" CLAY, brown, soft, moist	
1	X			6-12" CLAY, brown, soft, moist	
1.5	X			12-18" CLAY, brown, dense	
2	X			18-24" CLAY, brown, dense	
3					
4					
5					
6					
7					
8					
9					
10					
11					
12					
13					
14					
15					
16					
17					
18					
19					
20					
21					

C&S COMPANIES	C&S Engineers, Inc. 141 Elm Street, Suite 100 Buffalo, New York 14203 Phone: 716-847-1630 Fax: 716-847-1454	**BORING LOG**	***Boring No.***	**S-01**
			Sheet 1 of:	
			Project No.:	

Project Name:	Amherst Central Park South						***Surface Elev.:***		
Location:	Former Westwood Country Club						***Datum:***		
Client:	Town of Amherst						***Start Date:***	2/8/24	
Drilling Firm:	TREC						***Finish Date:***	2/8/24	
Groundwater	***Depth***	***Date & Time***	***Drill Rig:***				***Inspector:***		
While Drilling:			***Casing:***		***Rock Core:***		***Undist:***		
Before Casing Removal:			***Sampler:***		***Other:***				
After Casing Removal:			***Hammer:***						

(N -- No. of blows to drive sampler 12" w/140 lb. hammer falling 30" ASTM D-1586, Standard Penetration Test)

Depth (ft)	Sample No.	Symbol	Blows on Sampler per 6"	c - coarse m - medium f - fine **MATERIAL DESCRIPTION** S - Sand, $ - Silt, G - Gravel, C - Clay, cly - clayey a - and - 35-50% s - some - 20-35% l - little - 10-20% t - trace - 0-10%	**COMMENTS** (e.g., N-value, recovery, relative moisture, core run, RQD, % recovered)
	X			0-2" Dark brown CLAY w/ organic matter, soft, moist	0 ppm
0.5	X			2-6" CLAY, brown, soft, moist	
1	X			6-12" CLAY, brown, soft, moist	
1.5	X			12-18" CLAY, brown, dense	
2	X			18-24" CLAY, brown, dense	
3					
4					
5					
6					
7					
8					
9					
10					
11					
12					
13					
14					
15					
16					
17					
18					
19					
20					
21					

C&S COMPANIES	C&S Engineers, Inc. 141 Elm Street, Suite 100 Buffalo, New York 14203 Phone: 716-847-1630 Fax: 716-847-1454	**BORING LOG**	*Boring No.*	**S-02**
			Sheet 1 of:	
			Project No.:	

Project Name:	Amherst Central Park South							***Surface Elev.:***	
Location:	Former Westwood Country Club							***Datum:***	
Client:	Town of Amherst							***Start Date:***	2/8/24
Drilling Firm:	TREC							***Finish Date:***	2/8/24
Groundwater	***Depth***	***Date & Time***	***Drill Rig:***					***Inspector:***	
While Drilling:			***Casing:***		***Rock Core:***		***Undist:***		
Before Casing Removal:			***Sampler:***		***Other:***				
After Casing Removal:			***Hammer:***						

(N -- No. of blows to drive sampler 12" w/140 lb. hammer falling 30" ASTM D-1586, Standard Penetration Test)

Depth (ft)	Sample No.	Symbol	Blows on Sampler per 6"	c - coarse m - medium f - fine **MATERIAL DESCRIPTION** S - Sand, $ - Silt, G - Gravel, C - Clay, cly - clayey a - and - 35-50% s - some - 20-35% l - little - 10-20% t - trace - 0-10%	**COMMENTS** (e.g., N-value, recovery, relative moisture, core run, RQD, % recovered)
	X			0-2" Dark brown CLAY w/ organic matter, soft, moist	0 ppm
0.5	X			2-6" CLAY, brown, soft, moist	
1	X			6-12" CLAY, brown, soft, moist	
1.5	X			12-18" CLAY, brown, dense	
2	X			18-24" CLAY, brown, dense	
3					
4					
5					
6					
7					
8					
9					
10					
11					
12					
13					
14					
15					
16					
17					
18					
19					
20					
21					

C&S COMPANIES	C&S Engineers, Inc. 141 Elm Street, Suite 100 Buffalo, New York 14203 Phone: 716-847-1630 Fax: 716-847-1454	**BORING LOG**	***Boring No.***	**S-03**
			Sheet 1 of:	
			Project No.:	

Project Name:	Amherst Central Park South						***Surface Elev.:***		
Location:	Former Westwood Country Club						***Datum:***		
Client:	Town of Amherst						***Start Date:***	2/8/24	
Drilling Firm:	TREC						***Finish Date:***	2/8/24	
Groundwater	***Depth***	***Date & Time***	***Drill Rig:***				***Inspector:***		
While Drilling:			***Casing:***		***Rock Core:***		***Undist:***		
Before Casing Removal:			***Sampler:***		***Other:***				
After Casing Removal:			***Hammer:***						

(N -- No. of blows to drive sampler 12" w/140 lb. hammer falling 30" ASTM D-1586, Standard Penetration Test)

Depth (ft)	Sample No.	Symbol	Blows on Sampler per 6"	c - coarse m - medium f - fine **MATERIAL DESCRIPTION** S - Sand, $ - Silt, G - Gravel, C - Clay, cly - clayey a - and - 35-50% s - some - 20-35% l - little - 10-20% t - trace - 0-10%	**COMMENTS** (e.g., N-value, recovery, relative moisture, core run, RQD, % recovered)
	X			0-2" Dark brown CLAY w/ organic matter, soft, moist	0 ppm
0.5	X			2-6" CLAY, brown, soft, moist	
1	X			6-12" CLAY, brown, soft, moist	
1.5	X			12-18" CLAY, brown, dense	
2	X			18-24" CLAY, brown, dense	
3					
4					
5					
6					
7					
8					
9					
10					
11					
12					
13					
14					
15					
16					
17					
18					
19					
20					
21					

C&S Engineers, Inc.	BORING LOG	Boring No.	S-04
141 Elm Street, Suite 100		Sheet 1 of:	
Buffalo, New York 14203		Project No.:	
Phone: 716-847-1630		Surface Elev.:	
Fax: 716-847-1454		Datum:	

Project Name:	Amherst Central Park South							**Start Date:**	2/8/24
Location:	Former Westwood Country Club							**Finish Date:**	2/8/24
Client:	Town of Amherst							**Inspector:**	
Drilling Firm:	TREC								
Groundwater		**Depth**	**Date & Time**	**Drill Rig:**					
While Drilling:				**Casing:**		**Rock Core:**		**Undist:**	
Before Casing Removal:				**Sampler:**		**Other:**			
After Casing Removal:				**Hammer:**					

(N -- No. of blows to drive sampler 12" w/140 lb. hammer falling 30" ASTM D-1586, Standard Penetration Test)

Depth (ft)	Sample No.	Symbol	Blows on Sampler per 6"	MATERIAL DESCRIPTION (c - coarse, m - medium, f - fine; a - and - 35-50%, s - some - 20-35%, l - little - 10-20%, t - trace - 0-10%; S - Sand, $ - Silt, G - Gravel, C - Clay, cly - clayey)	COMMENTS (e.g., N-value, recovery, relative moisture, core run, RQD, % recovered)
	X			0-2" Dark brown CLAY w/ organic matter, soft, moist	0 ppm
0.5	X			2-6" CLAY, brown, soft, moist	
1	X			6-12" CLAY, brown, soft, moist	
1.5	X			12-18" CLAY, brown, dense	
2	X			18-24" CLAY, brown, dense	
3					
4					
5					
6					
7					
8					
9					
10					
11					
12					
13					
14					
15					
16					
17					
18					
19					
20					
21					

C&S Engineers, Inc.
141 Elm Street, Suite 100
Buffalo, New York 14203
Phone: 716-847-1630
Fax: 716-847-1454

BORING LOG

Boring No.	**W-01**
Sheet 1 of:	
Project No.:	
Surface Elev.:	
Datum:	
Start Date:	2/8/24
Finish Date:	2/8/24
Inspector:	

Project Name:	Amherst Central Park South							
Location:	Former Westwood Country Club							
Client:	Town of Amherst							
Drilling Firm:	TREC							
Groundwater	***Depth***	***Date & Time***	***Drill Rig:***					
While Drilling:			***Casing:***		***Rock Core:***		***Undist:***	
Before Casing Removal:			***Sampler:***		***Other:***			
After Casing Removal:			***Hammer:***					

(N -- No. of blows to drive sampler 12" w/140 lb. hammer falling 30" ASTM D-1586, Standard Penetration Test)

c - coarse
m - medium
f - fine

a - and - 35-50%
s - some - 20-35%
l - little - 10-20%
t - trace - 0-10%

S - Sand, $ - Silt, G - Gravel, C - Clay, cly - clayey

Depth (ft)	Sample No.	Symbol	Blows on Sampler per 6"	MATERIAL DESCRIPTION	COMMENTS (e.g., N-value, recovery, relative moisture, core run, RQD, % recovered)
	X			0-2" Dark brown CLAY w/ organic matter, soft, moist	0 ppm
0.5	X			2-6" CLAY, brown, soft, moist	
1	X			6-12" CLAY, brown, soft, moist	
1.5	X			12-18" CLAY, brown, dense	
2	X			18-24" CLAY, brown, dense	
3					
4					
5					
6					
7					
8					
9					
10					
11					
12					
13					
14					
15					
16					
17					
18					
19					
20					
21					

C&S Engineers, Inc.
141 Elm Street, Suite 100
Buffalo, New York 14203
Phone: 716-847-1630
Fax: 716-847-1454

BORING LOG

Boring No.	**W-02**
Sheet 1 of:	
Project No.:	
Surface Elev.:	
Datum:	
Start Date:	2/8/24
Finish Date:	2/8/24
Inspector:	

Project Name:	Amherst Central Park South								
Location:	Former Westwood Country Club								
Client:	Town of Amherst								
Drilling Firm:	TREC								
Groundwater	**Depth**	**Date & Time**	**Drill Rig:**						
While Drilling:			**Casing:**		**Rock Core:**		**Undist:**		
Before Casing Removal:			**Sampler:**		**Other:**				
After Casing Removal:			**Hammer:**						

(N -- No. of blows to drive sampler 12" w/140 lb. hammer falling 30" ASTM D-1586, Standard Penetration Test)

Depth (ft)	Sample No.	Symbol	Blows on Sampler per 6"	MATERIAL DESCRIPTION (c - coarse, m - medium, f - fine; S - Sand, $ - Silt, G - Gravel, C - Clay, cly - clayey; a - and - 35-50%, s - some - 20-35%, l - little - 10-20%, t - trace - 0-10%)	COMMENTS (e.g., N-value, recovery, relative moisture, core run, RQD, % recovered)
	X			0-2" Dark brown CLAY w/ organic matter, soft, moist	0 ppm
0.5	X			2-6" CLAY, brown, soft, moist	
1	X			6-12" CLAY, brown, soft, moist	
1.5	X			12-18" CLAY, brown, dense	
2	X			18-24" CLAY, brown, dense	
3					
4					
5					
6					
7					
8					
9					
10					
11					
12					
13					
14					
15					
16					
17					
18					
19					
20					
21					

C&S Engineers, Inc.
141 Elm Street, Suite 100
Buffalo, New York 14203
Phone: 716-847-1630
Fax: 716-847-1454

BORING LOG

Boring No.	**W-03**
Sheet 1 of:	
Project No.:	
Surface Elev.:	
Datum:	
Start Date:	2/8/24
Finish Date:	2/8/24
Inspector:	

Project Name:	Amherst Central Park South								
Location:	Former Westwood Country Club								
Client:	Town of Amherst								
Drilling Firm:	TREC								
Groundwater	**Depth**	**Date & Time**	**Drill Rig:**						
While Drilling:			**Casing:**		**Rock Core:**		**Undist:**		
Before Casing Removal:			**Sampler:**		**Other:**				
After Casing Removal:			**Hammer:**						

(N -- No. of blows to drive sampler 12" w/140 lb. hammer falling 30" ASTM D-1586, Standard Penetration Test)

Depth (ft)	Sample No.	Symbol	Blows on Sampler per 6"	MATERIAL DESCRIPTION (c - coarse, m - medium, f - fine; S - Sand, $ - Silt, G - Gravel, C - Clay, cly - clayey; a - and - 35-50%, s - some - 20-35%, l - little - 10-20%, t - trace - 0-10%)	COMMENTS (e.g., N-value, recovery, relative moisture, core run, RQD, % recovered)
	X			0-2" Dark brown CLAY w/ organic matter, soft, moist	0 ppm
0.5	X			2-6" CLAY, brown, soft, moist	
1	X			6-12" CLAY, brown, soft, moist	
1.5	X			12-18" CLAY, brown, dense	
2	X			18-24" CLAY, brown, dense	
3					
4					
5					
6					
7					
8					
9					
10					
11					
12					
13					
14					
15					
16					
17					
18					
19					
20					
21					

C&S Engineers, Inc.
141 Elm Street, Suite 100
Buffalo, New York 14203
Phone: 716-847-1630
Fax: 716-847-1454

BORING LOG

Boring No.	**W-04**
Sheet 1 of:	
Project No.:	
Surface Elev.:	
Datum:	
Start Date:	2/8/24
Finish Date:	2/8/24
Inspector:	

Project Name:	Amherst Central Park South								
Location:	Former Westwood Country Club								
Client:	Town of Amherst								
Drilling Firm:	TREC								
Groundwater	**Depth**	**Date & Time**	**Drill Rig:**						
While Drilling:			**Casing:**		**Rock Core:**		**Undist:**		
Before Casing Removal:			**Sampler:**		**Other:**				
After Casing Removal:			**Hammer:**						

(N -- No. of blows to drive sampler 12" w/140 lb. hammer falling 30" ASTM D-1586, Standard Penetration Test)

Depth (ft)	Sample No.	Symbol	Blows on Sampler per 6"	MATERIAL DESCRIPTION (c - coarse, m - medium, f - fine; S - Sand, $ - Silt, G - Gravel, C - Clay, cly - clayey; a - and - 35-50%, s - some - 20-35%, l - little - 10-20%, t - trace - 0-10%)	COMMENTS (e.g., N-value, recovery, relative moisture, core run, RQD, % recovered)
	X			0-2" Dark brown CLAY w/ organic matter, soft, moist	0 ppm
0.5	X			2-6" CLAY, brown, soft, moist	
1	X			6-12" CLAY, brown, soft, moist	
1.5	X			12-18" CLAY, brown, dense	
2	X			18-24" CLAY, brown, dense	
3					
4					
5					
6					
7					
8					
9					
10					
11					
12					
13					
14					
15					
16					
17					
18					
19					
20					
21					

C&S Engineers, Inc.
141 Elm Street, Suite 100
Buffalo, New York 14203
Phone: 716-847-1630
Fax: 716-847-1454

BORING LOG
GENERAL INFORMATION & KEY

Casing, Sampling and Other Equipment

H.S.A: Hollow Stem Auger (record I.D.)
S.S.A: Solid Stem Auger (record O.D.)
Steel: Hollow Steel Flush Joint Casing (recorded I.D.)
Open: Open Hole / No Casing (record I.D.)
S.S.: Split Spoon (record I.D.)
Hammer: Auto - Automatic, Manual - Manual (rope & cat-head)
Undist: Tube - Shelby, Oste - Osteberg (record I.D. & length)

Rock Cores			
Standard	I.D.	Wire Line	I.D.
EW / EX	1-13/32"	--	--
AW / AX	1-25/32"	AQ	1-1/8"
BW / BX	2-7/32"	BQ	1-1/2"
NW / NX	2-27/32"	NQ	1-31/32"
HW / HX	2-25/32"	HQ	2-5/8"

Symbol Legend & Abbreviations

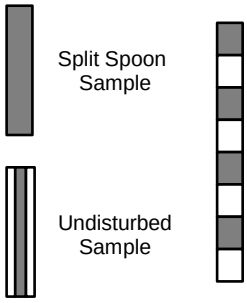

Abbreviations

W.O.R. - Weight of Rods
W.O.H. - Weight of Rods & Hammer
N - Standard Penetration Test N-value
N.W.E. - No Water Encountered
do - ditto (same as above)
Rec - Recovery
RQD - Rock Quality Designation
PP - Pocket Penetrometer
Tor - Torvane

Color

br - brown
rd - red
gr - gray
grn - green
blk - black
wht - white

Description of Soil Density

Relative Soil Density determined while advancing the soil boring by using ASTM Method D-1586, *Standard Penetration Test N-Value*. The N-Value is calculated by adding the hammer blow counts of the 2nd and 3rd sampling intervals together for driving a 2" O.D. sampler with a 140 lb. hammer falling 30" --OR-- by obtaining Pocket Penetrometer or Torvane Readings.

Course Grained Soils Greater than half the material larger than No. 200 Sieve (sand and gravel)		**Fine Grained Soils**					
		N-Value	**Undrained Shear Strength (q_u)**				**Relative Density**
			psi	psf	tsf or kg/cm^2	kN/m^2	
N-Value	**Relative Density**	< 2	< 2.5	< 375	< 0.2	< 20	Very Soft
< 4	Very Loose	2 to 4	2.5 - 5	375 - 750	0.20 - 0.40	20 - 40	Soft
4 to 10	Loose	5 to 8	5 -10	750 - 1,500	0.40 - 0.75	40 - 75	Firm -or- Medium Stiff
11 to 30	Medium Dense	9 to 15	10 - 20	1,500 - 3,000	0.75 - 1.50	75 - 150	Stiff
31 to 50	Dense	16 to 30	20 - 40	3,000 - 6,000	1.50 - 3.00	150 - 300	Very Stiff
> 50	Very Dense	> 30	> 40	> 6,000	> 3	> 3,000	Hard

Description of Soil Type

Material	**Grain Size**	**Material**	**Grain Size**	**Material**	**Grain Size**	**Material**	**Grain Size**
Boulder	> 8"	**Gravel**		**Sand**		**Silt & Clay**	< #200
Cobble	8" - 3"	Course	3" - 1-1/2"	Course	#4 - #10	Note: # indicates U.S. Standard Sieve with size shown.	
		Medium	1-1/2" - 3/4"	Medium	#10 - #40		
		Fine	3/4" - #4	Fine	#40 - #200		

Bed Rock Classification Terms & Field Test / Field Observation

Term	**Field Test / Field Observation**
Hardness	
Soft	Can be Scratched by Fingernail
Medium Hard	Easily Scratched by Pen Knife or Nail
Hard	Difficultly Scratched by Pen Knife or Nail
Very Hard	Cannot be Scratched by Pen Knife or Nail
Weathering	
Very Weathered	Based on observations (e.g., amount of disintegration, iron staining, core recovery, clay seams, amount of material within joints, etc.)
Weathered	
Sound	
Bedding (Natural Breaks in Rock Layers)	
Laminated	< 1 inch
Thinly Bedded	1 inch to 4 inches
Bedded	4 inches to 12 inches
Thickly Bedded	12 inches to 36 inches
Massive	> 36 inches

Rock Mass Classification based on RQD

RQD	**Rock Mass Quality**
< 25%	very poor
25% - 50%	poor
50% - 75%	fair
75% - 90%	good
90% - 100%	excellent

$$RQD = \frac{\Sigma \text{ of pieces} \geq 4"}{\text{total length of run}}$$

ASTM Method D-6032, *Standard Test Method for Determining Rock Quality Designation (RQD) of Rock Cores*

Appendix B

Laboratory Analytical Reports

ANALYTICAL REPORT

Lab Number:	L2376694
Client:	C&S Companies 141 Elm Street, Suite 100 Buffalo, NY 14203
ATTN:	Cody Martin
Phone:	(716) 847-1630
Project Name:	AMHERST CENTRAL PARK SOUTH
Project Number:	H22.009.003
Report Date:	01/08/24

The original project report/data package is held by Alpha Analytical. This report/data package is paginated and should be reproduced only in its entirety. Alpha Analytical holds no responsibility for results and/or data that are not consistent with the original.

Certifications & Approvals: MA (M-MA086), NH NELAP (2064), CT (PH-0826), IL (200077), IN (C-MA-03), KY (KY98045), ME (MA00086), MD (348), NJ (MA935), NY (11148), NC (25700/666), OH (CL108), OR (MA-1316), PA (68-03671), RI (LAO00065), TX (T104704476), VT (VT-0935), VA (460195), USDA (Permit #525-23-122-91930).

Eight Walkup Drive, Westborough, MA 01581-1019
508-898-9220 (Fax) 508-898-9193 800-624-9220 - www.alphalab.com

Project Name: AMHERST CENTRAL PARK SOUTH
Project Number: H22.009.003

Lab Number: L2376694
Report Date: 01/08/24

Alpha Sample ID	Client ID	Matrix	Sample Location	Collection Date/Time	Receive Date
L2376694-01	SB-01-A	SOIL	Not Specified	12/29/23 08:25	12/29/23
L2376694-02	SB-01-B	SOIL	Not Specified	12/29/23 08:25	12/29/23
L2376694-03	SB-1A-A	SOIL	Not Specified	12/29/23 08:30	12/29/23
L2376694-04	SB-1A-B	SOIL	Not Specified	12/29/23 08:30	12/29/23
L2376694-05	SB-08-A	SOIL	Not Specified	12/29/23 08:35	12/29/23
L2376694-06	SB-08-B	SOIL	Not Specified	12/29/23 08:35	12/29/23
L2376694-07	SS-01	SOIL	Not Specified	12/29/23 09:30	12/29/23
L2376694-08	SB-16-A	SOIL	Not Specified	12/29/23 08:50	12/29/23
L2376694-09	SB-16-B	SOIL	Not Specified	12/29/23 08:50	12/29/23
L2376694-10	SB-17-A	SOIL	Not Specified	12/29/23 08:45	12/29/23
L2376694-11	SB-17-B	SOIL	Not Specified	12/29/23 08:45	12/29/23
L2376694-12	SB-18-A	SOIL	Not Specified	12/29/23 08:40	12/29/23
L2376694-13	SB-18-B	SOIL	Not Specified	12/29/23 08:40	12/29/23
L2376694-14	SB-19-B	SOIL	Not Specified	12/29/23 08:55	12/29/23
L2376694-15	SB-19-A	SOIL	Not Specified	12/29/23 08:55	12/29/23
L2376694-16	SB-20-A	SOIL	Not Specified	12/29/23 09:05	12/29/23
L2376694-17	SB-20-B	SOIL	Not Specified	12/29/23 09:05	12/29/23
L2376694-18	SB-21-A	SOIL	Not Specified	12/29/23 09:00	12/29/23
L2376694-19	SB-21-B	SOIL	Not Specified	12/29/23 09:00	12/29/23

Project Name:	AMHERST CENTRAL PARK SOUTH	**Lab Number:**	L2376694
Project Number:	H22.009.003	**Report Date:**	01/08/24

Case Narrative

The samples were received in accordance with the Chain of Custody and no significant deviations were encountered during the preparation or analysis unless otherwise noted. Sample Receipt, Container Information, and the Chain of Custody are located at the back of the report.

Results contained within this report relate only to the samples submitted under this Alpha Lab Number and meet NELAP requirements for all NELAP accredited parameters unless otherwise noted in the following narrative. The data presented in this report is organized by parameter (i.e. VOC, SVOC, etc.). Sample specific Quality Control data (i.e. Surrogate Spike Recovery) is reported at the end of the target analyte list for each individual sample, followed by the Laboratory Batch Quality Control at the end of each parameter. Tentatively Identified Compounds (TICs), if requested, are reported for compounds identified to be present and are not part of the method/program Target Compound List, even if only a subset of the TCL are being reported. If a sample was re-analyzed or re-extracted due to a required quality control corrective action and if both sets of data are reported, the Laboratory ID of the re-analysis or re-extraction is designated with an "R" or "RE", respectively.

When multiple Batch Quality Control elements are reported (e.g. more than one LCS), the associated samples for each element are noted in the grey shaded header line of each data table. Any Laboratory Batch, Sample Specific % recovery or RPD value that is outside the listed Acceptance Criteria is bolded in the report. In reference to questions H (CAM) or 4 (RCP) when "NO" is checked, the performance criteria for CAM and RCP methods allow for some quality control failures to occur and still be within method compliance. In these instances, the specific failure is not narrated but noted in the associated QC Outlier Summary Report, located directly after the Case Narrative. QC information is also incorporated in the Data Usability Assessment table (Format 11) of our Data Merger tool, where it can be reviewed in conjunction with the sample result, associated regulatory criteria and any associated data usability implications.

Soil/sediments, solids and tissues are reported on a dry weight basis unless otherwise noted. Definitions of all data qualifiers and acronyms used in this report are provided in the Glossary located at the back of the report.

HOLD POLICY - For samples submitted on hold, Alpha's policy is to hold samples (with the exception of Air canisters) free of charge for 21 calendar days from the date the project is completed. After 21 calendar days, we will dispose of all samples submitted including those put on hold unless you have contacted your Alpha Project Manager and made arrangements for Alpha to continue to hold the samples. Air canisters will be disposed after 3 business days from the date the project is completed.

Please contact Project Management at 800-624-9220 with any questions.

Project Name:	AMHERST CENTRAL PARK SOUTH	**Lab Number:**	L2376694
Project Number:	H22.009.003	**Report Date:**	01/08/24

Case Narrative (continued)

Report Submission

All non-detect (ND) or estimated concentrations (J-qualified) have been quantitated to the limit noted in the MDL column.

Sample Receipt

The analyses performed were specified by the client.

Total Metals

L2376694-01 through -19: The sample has elevated detection limits for all elements, with the exception of mercury, due to the dilution required by the sample matrix.

The WG1870090-3 MS recoveries for aluminum (839%) and iron (266%), performed on L2376694-01, do not apply because the sample concentrations are greater than four times the spike amounts added.

The WG1870090-3 MS recovery, performed on L2376694-01, is outside the acceptance criteria for potassium (127%). A post digestion spike was performed and was within acceptance criteria.

The WG1870367-3/-4 MS/MSD recoveries for aluminum (MSD 0%) and iron (0%), performed on L2376694-14, do not apply because the sample concentrations are greater than four times the spike amounts added.

The WG1870367-3 MS recovery, performed on L2376694-14, is outside the acceptance criteria for selenium (128%). A post digestion spike was performed and was within acceptance criteria.

Cyanide, Total

The WG1871708-2/-3 LCS/LCSD recoveries for cyanide, total (60%/70%), associated with L2376694-15, are outside our in-house acceptance criteria, but within the vendor-certified acceptance limits. The results of the original analysis are reported.

Hexavalent Chromium

The WG1870765-2 LCS recovery for chromium, hexavalent (70%), associated with L2376694-06, -07, -13, and -14, is outside our in-house acceptance criteria, but within the vendor-certified acceptance limits. The

Project Name:	AMHERST CENTRAL PARK SOUTH	**Lab Number:**	L2376694
Project Number:	H22.009.003	**Report Date:**	01/08/24

Case Narrative (continued)

results of the original analyses are reported.

The WG1870765-4/-5 Insoluble MS/MSD recoveries for chromium, hexavalent (52%/51%), performed on L2376694-14, are below the acceptance criteria. The Soluble MS recovery for chromium, hexavalent (27%) was also below criteria. This has been attributed to matrix interference. A post-spike was performed with an acceptable recovery of 97%.

I, the undersigned, attest under the pains and penalties of perjury that, to the best of my knowledge and belief and based upon my personal inquiry of those responsible for providing the information contained in this analytical report, such information is accurate and complete. This certificate of analysis is not complete unless this page accompanies any and all pages of this report.

Authorized Signature: Kelly O'Neill

Title: Technical Director/Representative Date: 01/08/24

METALS

Project Name: AMHERST CENTRAL PARK SOUTH **Lab Number:** L2376694

Project Number: H22.009.003 **Report Date:** 01/08/24

SAMPLE RESULTS

Lab ID: L2376694-01 Date Collected: 12/29/23 08:25

Client ID: SB-01-A Date Received: 12/29/23

Sample Location: Not Specified Field Prep: Not Specified

Sample Depth:

Matrix: Soil

Percent Solids: 69%

Parameter	Result	Qualifier	Units	RL	MDL	Dilution Factor	Date Prepared	Date Analyzed	Prep Method	Analytical Method	Analyst
Total Metals - Mansfield Lab											
Aluminum, Total	9710		mg/kg	11.2	3.02	2	01/02/24 13:52	01/02/24 18:46	EPA 3050B	1,6010D	DHL
Antimony, Total	ND		mg/kg	5.60	0.425	2	01/02/24 13:52	01/02/24 18:46	EPA 3050B	1,6010D	DHL
Arsenic, Total	5.05		mg/kg	1.12	0.233	2	01/02/24 13:52	01/02/24 18:46	EPA 3050B	1,6010D	DHL
Barium, Total	45.8		mg/kg	1.12	0.195	2	01/02/24 13:52	01/02/24 18:46	EPA 3050B	1,6010D	DHL
Beryllium, Total	0.438	J	mg/kg	0.560	0.037	2	01/02/24 13:52	01/02/24 18:46	EPA 3050B	1,6010D	DHL
Cadmium, Total	0.165	J	mg/kg	1.12	0.110	2	01/02/24 13:52	01/02/24 18:46	EPA 3050B	1,6010D	DHL
Calcium, Total	2500		mg/kg	11.2	3.92	2	01/02/24 13:52	01/02/24 18:46	EPA 3050B	1,6010D	DHL
Chromium, Total	10.3		mg/kg	1.12	0.107	2	01/02/24 13:52	01/02/24 18:46	EPA 3050B	1,6010D	DHL
Cobalt, Total	3.57		mg/kg	2.24	0.186	2	01/02/24 13:52	01/02/24 18:46	EPA 3050B	1,6010D	DHL
Copper, Total	11.0		mg/kg	1.12	0.289	2	01/02/24 13:52	01/02/24 18:46	EPA 3050B	1,6010D	DHL
Iron, Total	13500		mg/kg	5.60	1.01	2	01/02/24 13:52	01/02/24 18:46	EPA 3050B	1,6010D	DHL
Lead, Total	42.6		mg/kg	5.60	0.300	2	01/02/24 13:52	01/02/24 18:46	EPA 3050B	1,6010D	DHL
Magnesium, Total	1790		mg/kg	11.2	1.72	2	01/02/24 13:52	01/02/24 18:46	EPA 3050B	1,6010D	DHL
Manganese, Total	117		mg/kg	1.12	0.178	2	01/02/24 13:52	01/02/24 18:46	EPA 3050B	1,6010D	DHL
Mercury, Total	0.129		mg/kg	0.114	0.075	1	01/02/24 14:26	01/03/24 18:06	EPA 7471B	1,7471B	GMG
Nickel, Total	10.1		mg/kg	2.80	0.271	2	01/02/24 13:52	01/02/24 18:46	EPA 3050B	1,6010D	DHL
Potassium, Total	449		mg/kg	280	16.1	2	01/02/24 13:52	01/02/24 18:46	EPA 3050B	1,6010D	DHL
Selenium, Total	0.600	J	mg/kg	2.24	0.289	2	01/02/24 13:52	01/02/24 18:46	EPA 3050B	1,6010D	DHL
Silver, Total	ND		mg/kg	0.560	0.317	2	01/02/24 13:52	01/02/24 18:46	EPA 3050B	1,6010D	DHL
Sodium, Total	58.3	J	mg/kg	224	3.52	2	01/02/24 13:52	01/02/24 18:46	EPA 3050B	1,6010D	DHL
Thallium, Total	ND		mg/kg	2.24	0.352	2	01/02/24 13:52	01/02/24 18:46	EPA 3050B	1,6010D	DHL
Vanadium, Total	18.3		mg/kg	1.12	0.227	2	01/02/24 13:52	01/02/24 18:46	EPA 3050B	1,6010D	DHL
Zinc, Total	59.5		mg/kg	5.60	0.328	2	01/02/24 13:52	01/02/24 18:46	EPA 3050B	1,6010D	DHL

Project Name: AMHERST CENTRAL PARK SOUTH **Lab Number:** L2376694

Project Number: H22.009.003 **Report Date:** 01/08/24

SAMPLE RESULTS

Lab ID: L2376694-02 Date Collected: 12/29/23 08:25

Client ID: SB-01-B Date Received: 12/29/23

Sample Location: Not Specified Field Prep: Not Specified

Sample Depth:

Matrix: Soil

Percent Solids: 66%

Parameter	Result	Qualifier	Units	RL	MDL	Dilution Factor	Date Prepared	Date Analyzed	Prep Method	Analytical Method	Analyst
Total Metals - Mansfield Lab											
Aluminum, Total	9650		mg/kg	11.8	3.19	2	01/02/24 13:52	01/02/24 18:43	EPA 3050B	1,6010D	DHL
Antimony, Total	ND		mg/kg	5.91	0.449	2	01/02/24 13:52	01/02/24 18:43	EPA 3050B	1,6010D	DHL
Arsenic, Total	4.82		mg/kg	1.18	0.246	2	01/02/24 13:52	01/02/24 18:43	EPA 3050B	1,6010D	DHL
Barium, Total	44.0		mg/kg	1.18	0.206	2	01/02/24 13:52	01/02/24 18:43	EPA 3050B	1,6010D	DHL
Beryllium, Total	0.427	J	mg/kg	0.591	0.039	2	01/02/24 13:52	01/02/24 18:43	EPA 3050B	1,6010D	DHL
Cadmium, Total	0.170	J	mg/kg	1.18	0.116	2	01/02/24 13:52	01/02/24 18:43	EPA 3050B	1,6010D	DHL
Calcium, Total	2020		mg/kg	11.8	4.14	2	01/02/24 13:52	01/02/24 18:43	EPA 3050B	1,6010D	DHL
Chromium, Total	10.2		mg/kg	1.18	0.113	2	01/02/24 13:52	01/02/24 18:43	EPA 3050B	1,6010D	DHL
Cobalt, Total	3.38		mg/kg	2.36	0.196	2	01/02/24 13:52	01/02/24 18:43	EPA 3050B	1,6010D	DHL
Copper, Total	10.4		mg/kg	1.18	0.305	2	01/02/24 13:52	01/02/24 18:43	EPA 3050B	1,6010D	DHL
Iron, Total	13400		mg/kg	5.91	1.07	2	01/02/24 13:52	01/02/24 18:43	EPA 3050B	1,6010D	DHL
Lead, Total	42.0		mg/kg	5.91	0.317	2	01/02/24 13:52	01/02/24 18:43	EPA 3050B	1,6010D	DHL
Magnesium, Total	1680		mg/kg	11.8	1.82	2	01/02/24 13:52	01/02/24 18:43	EPA 3050B	1,6010D	DHL
Manganese, Total	93.3		mg/kg	1.18	0.188	2	01/02/24 13:52	01/02/24 18:43	EPA 3050B	1,6010D	DHL
Mercury, Total	0.119		mg/kg	0.118	0.077	1	01/02/24 14:26	01/03/24 18:09	EPA 7471B	1,7471B	GMG
Nickel, Total	9.76		mg/kg	2.95	0.286	2	01/02/24 13:52	01/02/24 18:43	EPA 3050B	1,6010D	DHL
Potassium, Total	451		mg/kg	295	17.0	2	01/02/24 13:52	01/02/24 18:43	EPA 3050B	1,6010D	DHL
Selenium, Total	0.567	J	mg/kg	2.36	0.305	2	01/02/24 13:52	01/02/24 18:43	EPA 3050B	1,6010D	DHL
Silver, Total	ND		mg/kg	0.591	0.334	2	01/02/24 13:52	01/02/24 18:43	EPA 3050B	1,6010D	DHL
Sodium, Total	57.7	J	mg/kg	236	3.72	2	01/02/24 13:52	01/02/24 18:43	EPA 3050B	1,6010D	DHL
Thallium, Total	ND		mg/kg	2.36	0.372	2	01/02/24 13:52	01/02/24 18:43	EPA 3050B	1,6010D	DHL
Vanadium, Total	18.4		mg/kg	1.18	0.240	2	01/02/24 13:52	01/02/24 18:43	EPA 3050B	1,6010D	DHL
Zinc, Total	57.3		mg/kg	5.91	0.346	2	01/02/24 13:52	01/02/24 18:43	EPA 3050B	1,6010D	DHL

Project Name: AMHERST CENTRAL PARK SOUTH
Lab Number: L2376694
Project Number: H22.009.003
Report Date: 01/08/24

SAMPLE RESULTS

Lab ID: L2376694-03
Client ID: SB-1A-A
Sample Location: Not Specified
Date Collected: 12/29/23 08:30
Date Received: 12/29/23
Field Prep: Not Specified

Sample Depth:
Matrix: Soil
Percent Solids: 55%

Parameter	Result	Qualifier	Units	RL	MDL	Dilution Factor	Date Prepared	Date Analyzed	Prep Method	Analytical Method	Analyst
Total Metals - Mansfield Lab											
Aluminum, Total	10300		mg/kg	14.4	3.88	2	01/02/24 13:52	01/02/24 19:58	EPA 3050B	1,6010D	CEY
Antimony, Total	ND		mg/kg	7.19	0.546	2	01/02/24 13:52	01/02/24 19:58	EPA 3050B	1,6010D	CEY
Arsenic, Total	7.06		mg/kg	1.44	0.299	2	01/02/24 13:52	01/02/24 19:58	EPA 3050B	1,6010D	CEY
Barium, Total	71.7		mg/kg	1.44	0.250	2	01/02/24 13:52	01/02/24 19:58	EPA 3050B	1,6010D	CEY
Beryllium, Total	0.529	J	mg/kg	0.719	0.047	2	01/02/24 13:52	01/02/24 19:58	EPA 3050B	1,6010D	CEY
Cadmium, Total	8.37		mg/kg	1.44	0.141	2	01/02/24 13:52	01/02/24 19:58	EPA 3050B	1,6010D	CEY
Calcium, Total	3500		mg/kg	14.4	5.03	2	01/02/24 13:52	01/02/24 19:58	EPA 3050B	1,6010D	CEY
Chromium, Total	107		mg/kg	1.44	0.138	2	01/02/24 13:52	01/02/24 19:58	EPA 3050B	1,6010D	CEY
Cobalt, Total	6.13		mg/kg	2.88	0.239	2	01/02/24 13:52	01/02/24 19:58	EPA 3050B	1,6010D	CEY
Copper, Total	20.3		mg/kg	1.44	0.371	2	01/02/24 13:52	01/02/24 19:58	EPA 3050B	1,6010D	CEY
Iron, Total	17400		mg/kg	7.19	1.30	2	01/02/24 13:52	01/02/24 19:58	EPA 3050B	1,6010D	CEY
Lead, Total	50.2		mg/kg	7.19	0.385	2	01/02/24 13:52	01/02/24 19:58	EPA 3050B	1,6010D	CEY
Magnesium, Total	2560		mg/kg	14.4	2.21	2	01/02/24 13:52	01/02/24 19:58	EPA 3050B	1,6010D	CEY
Manganese, Total	301		mg/kg	1.44	0.228	2	01/02/24 13:52	01/02/24 19:58	EPA 3050B	1,6010D	CEY
Mercury, Total	0.668		mg/kg	0.133	0.087	1	01/02/24 14:26	01/03/24 18:12	EPA 7471B	1,7471B	GMG
Nickel, Total	14.9		mg/kg	3.59	0.348	2	01/02/24 13:52	01/02/24 19:58	EPA 3050B	1,6010D	CEY
Potassium, Total	706		mg/kg	359	20.7	2	01/02/24 13:52	01/02/24 19:58	EPA 3050B	1,6010D	CEY
Selenium, Total	0.558	J	mg/kg	2.88	0.371	2	01/02/24 13:52	01/02/24 19:58	EPA 3050B	1,6010D	CEY
Silver, Total	0.980		mg/kg	0.719	0.407	2	01/02/24 13:52	01/02/24 19:58	EPA 3050B	1,6010D	CEY
Sodium, Total	66.4	J	mg/kg	288	4.53	2	01/02/24 13:52	01/02/24 19:58	EPA 3050B	1,6010D	CEY
Thallium, Total	ND		mg/kg	2.88	0.453	2	01/02/24 13:52	01/02/24 19:58	EPA 3050B	1,6010D	CEY
Vanadium, Total	21.0		mg/kg	1.44	0.292	2	01/02/24 13:52	01/02/24 19:58	EPA 3050B	1,6010D	CEY
Zinc, Total	82.0		mg/kg	7.19	0.421	2	01/02/24 13:52	01/02/24 19:58	EPA 3050B	1,6010D	CEY

Project Name: AMHERST CENTRAL PARK SOUTH **Lab Number:** L2376694

Project Number: H22.009.003 **Report Date:** 01/08/24

SAMPLE RESULTS

Lab ID: L2376694-04 Date Collected: 12/29/23 08:30

Client ID: SB-1A-B Date Received: 12/29/23

Sample Location: Not Specified Field Prep: Not Specified

Sample Depth:

Matrix: Soil

Percent Solids: 70%

Parameter	Result	Qualifier	Units	RL	MDL	Dilution Factor	Date Prepared	Date Analyzed	Prep Method	Analytical Method	Analyst
Total Metals - Mansfield Lab											
Aluminum, Total	11300		mg/kg	11.2	3.01	2	01/02/24 13:52	01/02/24 20:01	EPA 3050B	1,6010D	CEY
Antimony, Total	ND		mg/kg	5.58	0.424	2	01/02/24 13:52	01/02/24 20:01	EPA 3050B	1,6010D	CEY
Arsenic, Total	7.39		mg/kg	1.12	0.232	2	01/02/24 13:52	01/02/24 20:01	EPA 3050B	1,6010D	CEY
Barium, Total	85.4		mg/kg	1.12	0.194	2	01/02/24 13:52	01/02/24 20:01	EPA 3050B	1,6010D	CEY
Beryllium, Total	0.583		mg/kg	0.558	0.037	2	01/02/24 13:52	01/02/24 20:01	EPA 3050B	1,6010D	CEY
Cadmium, Total	6.07		mg/kg	1.12	0.109	2	01/02/24 13:52	01/02/24 20:01	EPA 3050B	1,6010D	CEY
Calcium, Total	2940		mg/kg	11.2	3.90	2	01/02/24 13:52	01/02/24 20:01	EPA 3050B	1,6010D	CEY
Chromium, Total	67.0		mg/kg	1.12	0.107	2	01/02/24 13:52	01/02/24 20:01	EPA 3050B	1,6010D	CEY
Cobalt, Total	9.21		mg/kg	2.23	0.185	2	01/02/24 13:52	01/02/24 20:01	EPA 3050B	1,6010D	CEY
Copper, Total	17.0		mg/kg	1.12	0.288	2	01/02/24 13:52	01/02/24 20:01	EPA 3050B	1,6010D	CEY
Iron, Total	20800		mg/kg	5.58	1.01	2	01/02/24 13:52	01/02/24 20:01	EPA 3050B	1,6010D	CEY
Lead, Total	37.0		mg/kg	5.58	0.299	2	01/02/24 13:52	01/02/24 20:01	EPA 3050B	1,6010D	CEY
Magnesium, Total	2840		mg/kg	11.2	1.72	2	01/02/24 13:52	01/02/24 20:01	EPA 3050B	1,6010D	CEY
Manganese, Total	640		mg/kg	1.12	0.177	2	01/02/24 13:52	01/02/24 20:01	EPA 3050B	1,6010D	CEY
Mercury, Total	0.471		mg/kg	0.108	0.070	1	01/02/24 14:26	01/03/24 18:16	EPA 7471B	1,7471B	GMG
Nickel, Total	15.5		mg/kg	2.79	0.270	2	01/02/24 13:52	01/02/24 20:01	EPA 3050B	1,6010D	CEY
Potassium, Total	675		mg/kg	279	16.0	2	01/02/24 13:52	01/02/24 20:01	EPA 3050B	1,6010D	CEY
Selenium, Total	0.540	J	mg/kg	2.23	0.288	2	01/02/24 13:52	01/02/24 20:01	EPA 3050B	1,6010D	CEY
Silver, Total	0.742		mg/kg	0.558	0.316	2	01/02/24 13:52	01/02/24 20:01	EPA 3050B	1,6010D	CEY
Sodium, Total	48.3	J	mg/kg	223	3.51	2	01/02/24 13:52	01/02/24 20:01	EPA 3050B	1,6010D	CEY
Thallium, Total	ND		mg/kg	2.23	0.351	2	01/02/24 13:52	01/02/24 20:01	EPA 3050B	1,6010D	CEY
Vanadium, Total	24.5		mg/kg	1.12	0.226	2	01/02/24 13:52	01/02/24 20:01	EPA 3050B	1,6010D	CEY
Zinc, Total	72.6		mg/kg	5.58	0.327	2	01/02/24 13:52	01/02/24 20:01	EPA 3050B	1,6010D	CEY

Project Name: AMHERST CENTRAL PARK SOUTH **Lab Number:** L2376694

Project Number: H22.009.003 **Report Date:** 01/08/24

SAMPLE RESULTS

Lab ID: L2376694-05 Date Collected: 12/29/23 08:35

Client ID: SB-08-A Date Received: 12/29/23

Sample Location: Not Specified Field Prep: Not Specified

Sample Depth:

Matrix: Soil

Percent Solids: 67%

Parameter	Result	Qualifier	Units	RL	MDL	Dilution Factor	Date Prepared	Date Analyzed	Prep Method	Analytical Method	Analyst
Total Metals - Mansfield Lab											
Aluminum, Total	9210		mg/kg	11.6	3.14	2	01/02/24 13:52	01/02/24 20:05	EPA 3050B	1,6010D	CEY
Antimony, Total	ND		mg/kg	5.81	0.442	2	01/02/24 13:52	01/02/24 20:05	EPA 3050B	1,6010D	CEY
Arsenic, Total	4.28		mg/kg	1.16	0.242	2	01/02/24 13:52	01/02/24 20:05	EPA 3050B	1,6010D	CEY
Barium, Total	61.8		mg/kg	1.16	0.202	2	01/02/24 13:52	01/02/24 20:05	EPA 3050B	1,6010D	CEY
Beryllium, Total	0.450	J	mg/kg	0.581	0.038	2	01/02/24 13:52	01/02/24 20:05	EPA 3050B	1,6010D	CEY
Cadmium, Total	0.843	J	mg/kg	1.16	0.114	2	01/02/24 13:52	01/02/24 20:05	EPA 3050B	1,6010D	CEY
Calcium, Total	3150		mg/kg	11.6	4.07	2	01/02/24 13:52	01/02/24 20:05	EPA 3050B	1,6010D	CEY
Chromium, Total	17.5		mg/kg	1.16	0.112	2	01/02/24 13:52	01/02/24 20:05	EPA 3050B	1,6010D	CEY
Cobalt, Total	4.26		mg/kg	2.32	0.193	2	01/02/24 13:52	01/02/24 20:05	EPA 3050B	1,6010D	CEY
Copper, Total	10.3		mg/kg	1.16	0.300	2	01/02/24 13:52	01/02/24 20:05	EPA 3050B	1,6010D	CEY
Iron, Total	14600		mg/kg	5.81	1.05	2	01/02/24 13:52	01/02/24 20:05	EPA 3050B	1,6010D	CEY
Lead, Total	29.3		mg/kg	5.81	0.312	2	01/02/24 13:52	01/02/24 20:05	EPA 3050B	1,6010D	CEY
Magnesium, Total	1780		mg/kg	11.6	1.79	2	01/02/24 13:52	01/02/24 20:05	EPA 3050B	1,6010D	CEY
Manganese, Total	288		mg/kg	1.16	0.185	2	01/02/24 13:52	01/02/24 20:05	EPA 3050B	1,6010D	CEY
Mercury, Total	0.095	J	mg/kg	0.097	0.063	1	01/02/24 14:26	01/03/24 18:19	EPA 7471B	1,7471B	GMG
Nickel, Total	9.49		mg/kg	2.91	0.281	2	01/02/24 13:52	01/02/24 20:05	EPA 3050B	1,6010D	CEY
Potassium, Total	535		mg/kg	291	16.7	2	01/02/24 13:52	01/02/24 20:05	EPA 3050B	1,6010D	CEY
Selenium, Total	0.766	J	mg/kg	2.32	0.300	2	01/02/24 13:52	01/02/24 20:05	EPA 3050B	1,6010D	CEY
Silver, Total	ND		mg/kg	0.581	0.329	2	01/02/24 13:52	01/02/24 20:05	EPA 3050B	1,6010D	CEY
Sodium, Total	38.3	J	mg/kg	232	3.66	2	01/02/24 13:52	01/02/24 20:05	EPA 3050B	1,6010D	CEY
Thallium, Total	ND		mg/kg	2.32	0.366	2	01/02/24 13:52	01/02/24 20:05	EPA 3050B	1,6010D	CEY
Vanadium, Total	18.4		mg/kg	1.16	0.236	2	01/02/24 13:52	01/02/24 20:05	EPA 3050B	1,6010D	CEY
Zinc, Total	57.8		mg/kg	5.81	0.341	2	01/02/24 13:52	01/02/24 20:05	EPA 3050B	1,6010D	CEY

Project Name: AMHERST CENTRAL PARK SOUTH
Lab Number: L2376694
Project Number: H22.009.003
Report Date: 01/08/24

SAMPLE RESULTS

Lab ID: L2376694-06
Client ID: SB-08-B
Sample Location: Not Specified
Date Collected: 12/29/23 08:35
Date Received: 12/29/23
Field Prep: Not Specified

Sample Depth:
Matrix: Soil
Percent Solids: 65%

Parameter	Result	Qualifier	Units	RL	MDL	Dilution Factor	Date Prepared	Date Analyzed	Prep Method	Analytical Method	Analyst
Total Metals - Mansfield Lab											
Aluminum, Total	12200		mg/kg	11.6	3.14	2	01/02/24 13:52	01/02/24 20:08	EPA 3050B	1,6010D	CEY
Antimony, Total	ND		mg/kg	5.82	0.442	2	01/02/24 13:52	01/02/24 20:08	EPA 3050B	1,6010D	CEY
Arsenic, Total	6.70		mg/kg	1.16	0.242	2	01/02/24 13:52	01/02/24 20:08	EPA 3050B	1,6010D	CEY
Barium, Total	107		mg/kg	1.16	0.203	2	01/02/24 13:52	01/02/24 20:08	EPA 3050B	1,6010D	CEY
Beryllium, Total	0.662		mg/kg	0.582	0.038	2	01/02/24 13:52	01/02/24 20:08	EPA 3050B	1,6010D	CEY
Cadmium, Total	1.83		mg/kg	1.16	0.114	2	01/02/24 13:52	01/02/24 20:08	EPA 3050B	1,6010D	CEY
Calcium, Total	3280		mg/kg	11.6	4.08	2	01/02/24 13:52	01/02/24 20:08	EPA 3050B	1,6010D	CEY
Chromium, Total	20.5		mg/kg	1.16	0.112	2	01/02/24 13:52	01/02/24 20:08	EPA 3050B	1,6010D	CEY
Cobalt, Total	8.56		mg/kg	2.33	0.193	2	01/02/24 13:52	01/02/24 20:08	EPA 3050B	1,6010D	CEY
Copper, Total	12.6		mg/kg	1.16	0.300	2	01/02/24 13:52	01/02/24 20:08	EPA 3050B	1,6010D	CEY
Iron, Total	26700		mg/kg	5.82	1.05	2	01/02/24 13:52	01/02/24 20:08	EPA 3050B	1,6010D	CEY
Lead, Total	36.0		mg/kg	5.82	0.312	2	01/02/24 13:52	01/02/24 20:08	EPA 3050B	1,6010D	CEY
Magnesium, Total	2140		mg/kg	11.6	1.79	2	01/02/24 13:52	01/02/24 20:08	EPA 3050B	1,6010D	CEY
Manganese, Total	1750		mg/kg	1.16	0.185	2	01/02/24 13:52	01/02/24 20:08	EPA 3050B	1,6010D	CEY
Mercury, Total	0.107	J	mg/kg	0.122	0.079	1	01/02/24 14:26	01/03/24 18:22	EPA 7471B	1,7471B	GMG
Nickel, Total	13.3		mg/kg	2.91	0.282	2	01/02/24 13:52	01/02/24 20:08	EPA 3050B	1,6010D	CEY
Potassium, Total	629		mg/kg	291	16.8	2	01/02/24 13:52	01/02/24 20:08	EPA 3050B	1,6010D	CEY
Selenium, Total	ND		mg/kg	2.33	0.300	2	01/02/24 13:52	01/02/24 20:08	EPA 3050B	1,6010D	CEY
Silver, Total	0.476	J	mg/kg	0.582	0.330	2	01/02/24 13:52	01/02/24 20:08	EPA 3050B	1,6010D	CEY
Sodium, Total	53.4	J	mg/kg	233	3.67	2	01/02/24 13:52	01/02/24 20:08	EPA 3050B	1,6010D	CEY
Thallium, Total	ND		mg/kg	2.33	0.367	2	01/02/24 13:52	01/02/24 20:08	EPA 3050B	1,6010D	CEY
Vanadium, Total	27.8		mg/kg	1.16	0.236	2	01/02/24 13:52	01/02/24 20:08	EPA 3050B	1,6010D	CEY
Zinc, Total	72.1		mg/kg	5.82	0.341	2	01/02/24 13:52	01/02/24 20:08	EPA 3050B	1,6010D	CEY

Project Name: AMHERST CENTRAL PARK SOUTH
Lab Number: L2376694
Project Number: H22.009.003
Report Date: 01/08/24

SAMPLE RESULTS

Lab ID: L2376694-07
Client ID: SS-01
Sample Location: Not Specified
Date Collected: 12/29/23 09:30
Date Received: 12/29/23
Field Prep: Not Specified

Sample Depth:
Matrix: Soil
Percent Solids: 79%

Parameter	Result	Qualifier	Units	RL	MDL	Dilution Factor	Date Prepared	Date Analyzed	Prep Method	Analytical Method	Analyst
Total Metals - Mansfield Lab											
Aluminum, Total	14000		mg/kg	9.74	2.63	2	01/02/24 13:52	01/02/24 20:11	EPA 3050B	1,6010D	CEY
Antimony, Total	ND		mg/kg	4.87	0.370	2	01/02/24 13:52	01/02/24 20:11	EPA 3050B	1,6010D	CEY
Arsenic, Total	6.72		mg/kg	0.974	0.203	2	01/02/24 13:52	01/02/24 20:11	EPA 3050B	1,6010D	CEY
Barium, Total	139		mg/kg	0.974	0.169	2	01/02/24 13:52	01/02/24 20:11	EPA 3050B	1,6010D	CEY
Beryllium, Total	0.829		mg/kg	0.487	0.032	2	01/02/24 13:52	01/02/24 20:11	EPA 3050B	1,6010D	CEY
Cadmium, Total	ND		mg/kg	0.974	0.095	2	01/02/24 13:52	01/02/24 20:11	EPA 3050B	1,6010D	CEY
Calcium, Total	38000		mg/kg	9.74	3.41	2	01/02/24 13:52	01/02/24 20:11	EPA 3050B	1,6010D	CEY
Chromium, Total	19.1		mg/kg	0.974	0.094	2	01/02/24 13:52	01/02/24 20:11	EPA 3050B	1,6010D	CEY
Cobalt, Total	8.93		mg/kg	1.95	0.162	2	01/02/24 13:52	01/02/24 20:11	EPA 3050B	1,6010D	CEY
Copper, Total	20.9		mg/kg	0.974	0.251	2	01/02/24 13:52	01/02/24 20:11	EPA 3050B	1,6010D	CEY
Iron, Total	26700		mg/kg	4.87	0.880	2	01/02/24 13:52	01/02/24 20:11	EPA 3050B	1,6010D	CEY
Lead, Total	9.85		mg/kg	4.87	0.261	2	01/02/24 13:52	01/02/24 20:11	EPA 3050B	1,6010D	CEY
Magnesium, Total	11800		mg/kg	9.74	1.50	2	01/02/24 13:52	01/02/24 20:11	EPA 3050B	1,6010D	CEY
Manganese, Total	488		mg/kg	0.974	0.155	2	01/02/24 13:52	01/02/24 20:11	EPA 3050B	1,6010D	CEY
Mercury, Total	ND		mg/kg	0.081	0.053	1	01/02/24 14:26	01/03/24 18:26	EPA 7471B	1,7471B	GMG
Nickel, Total	22.1		mg/kg	2.44	0.236	2	01/02/24 13:52	01/02/24 20:11	EPA 3050B	1,6010D	CEY
Potassium, Total	1180		mg/kg	244	14.0	2	01/02/24 13:52	01/02/24 20:11	EPA 3050B	1,6010D	CEY
Selenium, Total	ND		mg/kg	1.95	0.251	2	01/02/24 13:52	01/02/24 20:11	EPA 3050B	1,6010D	CEY
Silver, Total	0.620		mg/kg	0.487	0.276	2	01/02/24 13:52	01/02/24 20:11	EPA 3050B	1,6010D	CEY
Sodium, Total	98.1	J	mg/kg	195	3.07	2	01/02/24 13:52	01/02/24 20:11	EPA 3050B	1,6010D	CEY
Thallium, Total	ND		mg/kg	1.95	0.307	2	01/02/24 13:52	01/02/24 20:11	EPA 3050B	1,6010D	CEY
Vanadium, Total	27.4		mg/kg	0.974	0.198	2	01/02/24 13:52	01/02/24 20:11	EPA 3050B	1,6010D	CEY
Zinc, Total	46.9		mg/kg	4.87	0.285	2	01/02/24 13:52	01/02/24 20:11	EPA 3050B	1,6010D	CEY

Project Name: AMHERST CENTRAL PARK SOUTH **Lab Number:** L2376694

Project Number: H22.009.003 **Report Date:** 01/08/24

SAMPLE RESULTS

Lab ID: L2376694-08 Date Collected: 12/29/23 08:50

Client ID: SB-16-A Date Received: 12/29/23

Sample Location: Not Specified Field Prep: Not Specified

Sample Depth:

Matrix: Soil

Percent Solids: 68%

Parameter	Result	Qualifier	Units	RL	MDL	Dilution Factor	Date Prepared	Date Analyzed	Prep Method	Analytical Method	Analyst
Total Metals - Mansfield Lab											
Aluminum, Total	11100		mg/kg	11.3	3.05	2	01/02/24 13:52	01/02/24 20:14	EPA 3050B	1,6010D	CEY
Antimony, Total	ND		mg/kg	5.66	0.430	2	01/02/24 13:52	01/02/24 20:14	EPA 3050B	1,6010D	CEY
Arsenic, Total	5.64		mg/kg	1.13	0.235	2	01/02/24 13:52	01/02/24 20:14	EPA 3050B	1,6010D	CEY
Barium, Total	59.9		mg/kg	1.13	0.197	2	01/02/24 13:52	01/02/24 20:14	EPA 3050B	1,6010D	CEY
Beryllium, Total	0.442	J	mg/kg	0.566	0.037	2	01/02/24 13:52	01/02/24 20:14	EPA 3050B	1,6010D	CEY
Cadmium, Total	0.308	J	mg/kg	1.13	0.111	2	01/02/24 13:52	01/02/24 20:14	EPA 3050B	1,6010D	CEY
Calcium, Total	1820		mg/kg	11.3	3.96	2	01/02/24 13:52	01/02/24 20:14	EPA 3050B	1,6010D	CEY
Chromium, Total	21.9		mg/kg	1.13	0.108	2	01/02/24 13:52	01/02/24 20:14	EPA 3050B	1,6010D	CEY
Cobalt, Total	5.03		mg/kg	2.26	0.188	2	01/02/24 13:52	01/02/24 20:14	EPA 3050B	1,6010D	CEY
Copper, Total	9.60		mg/kg	1.13	0.292	2	01/02/24 13:52	01/02/24 20:14	EPA 3050B	1,6010D	CEY
Iron, Total	16300		mg/kg	5.66	1.02	2	01/02/24 13:52	01/02/24 20:14	EPA 3050B	1,6010D	CEY
Lead, Total	28.3		mg/kg	5.66	0.303	2	01/02/24 13:52	01/02/24 20:14	EPA 3050B	1,6010D	CEY
Magnesium, Total	2270		mg/kg	11.3	1.74	2	01/02/24 13:52	01/02/24 20:14	EPA 3050B	1,6010D	CEY
Manganese, Total	206		mg/kg	1.13	0.180	2	01/02/24 13:52	01/02/24 20:14	EPA 3050B	1,6010D	CEY
Mercury, Total	0.159		mg/kg	0.097	0.063	1	01/02/24 14:26	01/03/24 18:29	EPA 7471B	1,7471B	GMG
Nickel, Total	10.8		mg/kg	2.83	0.274	2	01/02/24 13:52	01/02/24 20:14	EPA 3050B	1,6010D	CEY
Potassium, Total	534		mg/kg	283	16.3	2	01/02/24 13:52	01/02/24 20:14	EPA 3050B	1,6010D	CEY
Selenium, Total	ND		mg/kg	2.26	0.292	2	01/02/24 13:52	01/02/24 20:14	EPA 3050B	1,6010D	CEY
Silver, Total	0.367	J	mg/kg	0.566	0.320	2	01/02/24 13:52	01/02/24 20:14	EPA 3050B	1,6010D	CEY
Sodium, Total	42.3	J	mg/kg	226	3.56	2	01/02/24 13:52	01/02/24 20:14	EPA 3050B	1,6010D	CEY
Thallium, Total	ND		mg/kg	2.26	0.356	2	01/02/24 13:52	01/02/24 20:14	EPA 3050B	1,6010D	CEY
Vanadium, Total	22.4		mg/kg	1.13	0.230	2	01/02/24 13:52	01/02/24 20:14	EPA 3050B	1,6010D	CEY
Zinc, Total	54.2		mg/kg	5.66	0.331	2	01/02/24 13:52	01/02/24 20:14	EPA 3050B	1,6010D	CEY

Project Name: AMHERST CENTRAL PARK SOUTH **Lab Number:** L2376694

Project Number: H22.009.003 **Report Date:** 01/08/24

SAMPLE RESULTS

Lab ID: L2376694-09 Date Collected: 12/29/23 08:50

Client ID: SB-16-B Date Received: 12/29/23

Sample Location: Not Specified Field Prep: Not Specified

Sample Depth:

Matrix: Soil

Percent Solids: 73%

Parameter	Result	Qualifier	Units	RL	MDL	Dilution Factor	Date Prepared	Date Analyzed	Prep Method	Analytical Method	Analyst
Total Metals - Mansfield Lab											
Aluminum, Total	10100		mg/kg	10.5	2.84	2	01/02/24 13:52	01/02/24 20:18	EPA 3050B	1,6010D	CEY
Antimony, Total	ND		mg/kg	5.27	0.400	2	01/02/24 13:52	01/02/24 20:18	EPA 3050B	1,6010D	CEY
Arsenic, Total	4.93		mg/kg	1.05	0.219	2	01/02/24 13:52	01/02/24 20:18	EPA 3050B	1,6010D	CEY
Barium, Total	54.5		mg/kg	1.05	0.183	2	01/02/24 13:52	01/02/24 20:18	EPA 3050B	1,6010D	CEY
Beryllium, Total	0.412	J	mg/kg	0.527	0.035	2	01/02/24 13:52	01/02/24 20:18	EPA 3050B	1,6010D	CEY
Cadmium, Total	0.270	J	mg/kg	1.05	0.103	2	01/02/24 13:52	01/02/24 20:18	EPA 3050B	1,6010D	CEY
Calcium, Total	1600		mg/kg	10.5	3.69	2	01/02/24 13:52	01/02/24 20:18	EPA 3050B	1,6010D	CEY
Chromium, Total	19.1		mg/kg	1.05	0.101	2	01/02/24 13:52	01/02/24 20:18	EPA 3050B	1,6010D	CEY
Cobalt, Total	4.60		mg/kg	2.11	0.175	2	01/02/24 13:52	01/02/24 20:18	EPA 3050B	1,6010D	CEY
Copper, Total	9.66		mg/kg	1.05	0.272	2	01/02/24 13:52	01/02/24 20:18	EPA 3050B	1,6010D	CEY
Iron, Total	15100		mg/kg	5.27	0.952	2	01/02/24 13:52	01/02/24 20:18	EPA 3050B	1,6010D	CEY
Lead, Total	25.3		mg/kg	5.27	0.282	2	01/02/24 13:52	01/02/24 20:18	EPA 3050B	1,6010D	CEY
Magnesium, Total	2070		mg/kg	10.5	1.62	2	01/02/24 13:52	01/02/24 20:18	EPA 3050B	1,6010D	CEY
Manganese, Total	186		mg/kg	1.05	0.168	2	01/02/24 13:52	01/02/24 20:18	EPA 3050B	1,6010D	CEY
Mercury, Total	0.147		mg/kg	0.094	0.061	1	01/02/24 14:26	01/03/24 18:39	EPA 7471B	1,7471B	GMG
Nickel, Total	9.74		mg/kg	2.63	0.255	2	01/02/24 13:52	01/02/24 20:18	EPA 3050B	1,6010D	CEY
Potassium, Total	591		mg/kg	263	15.2	2	01/02/24 13:52	01/02/24 20:18	EPA 3050B	1,6010D	CEY
Selenium, Total	0.434	J	mg/kg	2.11	0.272	2	01/02/24 13:52	01/02/24 20:18	EPA 3050B	1,6010D	CEY
Silver, Total	0.346	J	mg/kg	0.527	0.298	2	01/02/24 13:52	01/02/24 20:18	EPA 3050B	1,6010D	CEY
Sodium, Total	45.5	J	mg/kg	211	3.32	2	01/02/24 13:52	01/02/24 20:18	EPA 3050B	1,6010D	CEY
Thallium, Total	ND		mg/kg	2.11	0.332	2	01/02/24 13:52	01/02/24 20:18	EPA 3050B	1,6010D	CEY
Vanadium, Total	20.1		mg/kg	1.05	0.214	2	01/02/24 13:52	01/02/24 20:18	EPA 3050B	1,6010D	CEY
Zinc, Total	48.5		mg/kg	5.27	0.309	2	01/02/24 13:52	01/02/24 20:18	EPA 3050B	1,6010D	CEY

Project Name: AMHERST CENTRAL PARK SOUTH **Lab Number:** L2376694

Project Number: H22.009.003 **Report Date:** 01/08/24

SAMPLE RESULTS

Lab ID: L2376694-10 Date Collected: 12/29/23 08:45

Client ID: SB-17-A Date Received: 12/29/23

Sample Location: Not Specified Field Prep: Not Specified

Sample Depth:

Matrix: Soil

Percent Solids: 65%

Parameter	Result	Qualifier	Units	RL	MDL	Dilution Factor	Date Prepared	Date Analyzed	Prep Method	Analytical Method	Analyst
Total Metals - Mansfield Lab											
Aluminum, Total	10400		mg/kg	11.8	3.18	2	01/02/24 13:52	01/02/24 20:21	EPA 3050B	1,6010D	CEY
Antimony, Total	ND		mg/kg	5.88	0.447	2	01/02/24 13:52	01/02/24 20:21	EPA 3050B	1,6010D	CEY
Arsenic, Total	8.40		mg/kg	1.18	0.245	2	01/02/24 13:52	01/02/24 20:21	EPA 3050B	1,6010D	CEY
Barium, Total	79.2		mg/kg	1.18	0.205	2	01/02/24 13:52	01/02/24 20:21	EPA 3050B	1,6010D	CEY
Beryllium, Total	0.515	J	mg/kg	0.588	0.039	2	01/02/24 13:52	01/02/24 20:21	EPA 3050B	1,6010D	CEY
Cadmium, Total	6.25		mg/kg	1.18	0.115	2	01/02/24 13:52	01/02/24 20:21	EPA 3050B	1,6010D	CEY
Calcium, Total	4100		mg/kg	11.8	4.12	2	01/02/24 13:52	01/02/24 20:21	EPA 3050B	1,6010D	CEY
Chromium, Total	112		mg/kg	1.18	0.113	2	01/02/24 13:52	01/02/24 20:21	EPA 3050B	1,6010D	CEY
Cobalt, Total	4.82		mg/kg	2.35	0.195	2	01/02/24 13:52	01/02/24 20:21	EPA 3050B	1,6010D	CEY
Copper, Total	25.3		mg/kg	1.18	0.304	2	01/02/24 13:52	01/02/24 20:21	EPA 3050B	1,6010D	CEY
Iron, Total	15800		mg/kg	5.88	1.06	2	01/02/24 13:52	01/02/24 20:21	EPA 3050B	1,6010D	CEY
Lead, Total	42.9		mg/kg	5.88	0.315	2	01/02/24 13:52	01/02/24 20:21	EPA 3050B	1,6010D	CEY
Magnesium, Total	2660		mg/kg	11.8	1.81	2	01/02/24 13:52	01/02/24 20:21	EPA 3050B	1,6010D	CEY
Manganese, Total	208		mg/kg	1.18	0.187	2	01/02/24 13:52	01/02/24 20:21	EPA 3050B	1,6010D	CEY
Mercury, Total	0.374		mg/kg	0.101	0.066	1	01/02/24 14:26	01/03/24 18:42	EPA 7471B	1,7471B	GMG
Nickel, Total	13.9		mg/kg	2.94	0.285	2	01/02/24 13:52	01/02/24 20:21	EPA 3050B	1,6010D	CEY
Potassium, Total	714		mg/kg	294	17.0	2	01/02/24 13:52	01/02/24 20:21	EPA 3050B	1,6010D	CEY
Selenium, Total	0.487	J	mg/kg	2.35	0.304	2	01/02/24 13:52	01/02/24 20:21	EPA 3050B	1,6010D	CEY
Silver, Total	1.06		mg/kg	0.588	0.333	2	01/02/24 13:52	01/02/24 20:21	EPA 3050B	1,6010D	CEY
Sodium, Total	54.3	J	mg/kg	235	3.71	2	01/02/24 13:52	01/02/24 20:21	EPA 3050B	1,6010D	CEY
Thallium, Total	ND		mg/kg	2.35	0.371	2	01/02/24 13:52	01/02/24 20:21	EPA 3050B	1,6010D	CEY
Vanadium, Total	19.5		mg/kg	1.18	0.239	2	01/02/24 13:52	01/02/24 20:21	EPA 3050B	1,6010D	CEY
Zinc, Total	84.5		mg/kg	5.88	0.345	2	01/02/24 13:52	01/02/24 20:21	EPA 3050B	1,6010D	CEY

Project Name: AMHERST CENTRAL PARK SOUTH
Lab Number: L2376694
Project Number: H22.009.003
Report Date: 01/08/24

SAMPLE RESULTS

Lab ID: L2376694-11
Client ID: SB-17-B
Sample Location: Not Specified
Date Collected: 12/29/23 08:45
Date Received: 12/29/23
Field Prep: Not Specified

Sample Depth:
Matrix: Soil
Percent Solids: 76%

Parameter	Result	Qualifier	Units	RL	MDL	Dilution Factor	Date Prepared	Date Analyzed	Prep Method	Analytical Method	Analyst
Total Metals - Mansfield Lab											
Aluminum, Total	10300		mg/kg	10.5	2.83	2	01/02/24 13:52	01/02/24 20:24	EPA 3050B	1,6010D	CEY
Antimony, Total	ND		mg/kg	5.23	0.398	2	01/02/24 13:52	01/02/24 20:24	EPA 3050B	1,6010D	CEY
Arsenic, Total	10.3		mg/kg	1.05	0.218	2	01/02/24 13:52	01/02/24 20:24	EPA 3050B	1,6010D	CEY
Barium, Total	85.7		mg/kg	1.05	0.182	2	01/02/24 13:52	01/02/24 20:24	EPA 3050B	1,6010D	CEY
Beryllium, Total	0.542		mg/kg	0.523	0.035	2	01/02/24 13:52	01/02/24 20:24	EPA 3050B	1,6010D	CEY
Cadmium, Total	5.44		mg/kg	1.05	0.102	2	01/02/24 13:52	01/02/24 20:24	EPA 3050B	1,6010D	CEY
Calcium, Total	3990		mg/kg	10.5	3.66	2	01/02/24 13:52	01/02/24 20:24	EPA 3050B	1,6010D	CEY
Chromium, Total	82.4		mg/kg	1.05	0.100	2	01/02/24 13:52	01/02/24 20:24	EPA 3050B	1,6010D	CEY
Cobalt, Total	6.07		mg/kg	2.09	0.174	2	01/02/24 13:52	01/02/24 20:24	EPA 3050B	1,6010D	CEY
Copper, Total	21.4		mg/kg	1.05	0.270	2	01/02/24 13:52	01/02/24 20:24	EPA 3050B	1,6010D	CEY
Iron, Total	17600		mg/kg	5.23	0.945	2	01/02/24 13:52	01/02/24 20:24	EPA 3050B	1,6010D	CEY
Lead, Total	34.6		mg/kg	5.23	0.280	2	01/02/24 13:52	01/02/24 20:24	EPA 3050B	1,6010D	CEY
Magnesium, Total	3170		mg/kg	10.5	1.61	2	01/02/24 13:52	01/02/24 20:24	EPA 3050B	1,6010D	CEY
Manganese, Total	287		mg/kg	1.05	0.166	2	01/02/24 13:52	01/02/24 20:24	EPA 3050B	1,6010D	CEY
Mercury, Total	0.439		mg/kg	0.091	0.059	1	01/02/24 14:26	01/03/24 18:45	EPA 7471B	1,7471B	GMG
Nickel, Total	14.5		mg/kg	2.62	0.253	2	01/02/24 13:52	01/02/24 20:24	EPA 3050B	1,6010D	CEY
Potassium, Total	649		mg/kg	262	15.1	2	01/02/24 13:52	01/02/24 20:24	EPA 3050B	1,6010D	CEY
Selenium, Total	0.352	J	mg/kg	2.09	0.270	2	01/02/24 13:52	01/02/24 20:24	EPA 3050B	1,6010D	CEY
Silver, Total	0.836		mg/kg	0.523	0.296	2	01/02/24 13:52	01/02/24 20:24	EPA 3050B	1,6010D	CEY
Sodium, Total	45.4	J	mg/kg	209	3.30	2	01/02/24 13:52	01/02/24 20:24	EPA 3050B	1,6010D	CEY
Thallium, Total	ND		mg/kg	2.09	0.330	2	01/02/24 13:52	01/02/24 20:24	EPA 3050B	1,6010D	CEY
Vanadium, Total	20.8		mg/kg	1.05	0.212	2	01/02/24 13:52	01/02/24 20:24	EPA 3050B	1,6010D	CEY
Zinc, Total	77.1		mg/kg	5.23	0.307	2	01/02/24 13:52	01/02/24 20:24	EPA 3050B	1,6010D	CEY

Project Name: AMHERST CENTRAL PARK SOUTH **Lab Number:** L2376694

Project Number: H22.009.003 **Report Date:** 01/08/24

SAMPLE RESULTS

Lab ID: L2376694-12 Date Collected: 12/29/23 08:40

Client ID: SB-18-A Date Received: 12/29/23

Sample Location: Not Specified Field Prep: Not Specified

Sample Depth:

Matrix: Soil

Percent Solids: 64%

Parameter	Result	Qualifier	Units	RL	MDL	Dilution Factor	Date Prepared	Date Analyzed	Prep Method	Analytical Method	Analyst
Total Metals - Mansfield Lab											
Aluminum, Total	9330		mg/kg	12.1	3.26	2	01/02/24 13:52	01/02/24 20:27	EPA 3050B	1,6010D	CEY
Antimony, Total	ND		mg/kg	6.04	0.459	2	01/02/24 13:52	01/02/24 20:27	EPA 3050B	1,6010D	CEY
Arsenic, Total	3.80		mg/kg	1.21	0.251	2	01/02/24 13:52	01/02/24 20:27	EPA 3050B	1,6010D	CEY
Barium, Total	48.8		mg/kg	1.21	0.210	2	01/02/24 13:52	01/02/24 20:27	EPA 3050B	1,6010D	CEY
Beryllium, Total	0.411	J	mg/kg	0.604	0.040	2	01/02/24 13:52	01/02/24 20:27	EPA 3050B	1,6010D	CEY
Cadmium, Total	0.160	J	mg/kg	1.21	0.118	2	01/02/24 13:52	01/02/24 20:27	EPA 3050B	1,6010D	CEY
Calcium, Total	3100		mg/kg	12.1	4.23	2	01/02/24 13:52	01/02/24 20:27	EPA 3050B	1,6010D	CEY
Chromium, Total	10.2		mg/kg	1.21	0.116	2	01/02/24 13:52	01/02/24 20:27	EPA 3050B	1,6010D	CEY
Cobalt, Total	2.91		mg/kg	2.42	0.200	2	01/02/24 13:52	01/02/24 20:27	EPA 3050B	1,6010D	CEY
Copper, Total	10.1		mg/kg	1.21	0.312	2	01/02/24 13:52	01/02/24 20:27	EPA 3050B	1,6010D	CEY
Iron, Total	12000		mg/kg	6.04	1.09	2	01/02/24 13:52	01/02/24 20:27	EPA 3050B	1,6010D	CEY
Lead, Total	27.3		mg/kg	6.04	0.324	2	01/02/24 13:52	01/02/24 20:27	EPA 3050B	1,6010D	CEY
Magnesium, Total	1750		mg/kg	12.1	1.86	2	01/02/24 13:52	01/02/24 20:27	EPA 3050B	1,6010D	CEY
Manganese, Total	124		mg/kg	1.21	0.192	2	01/02/24 13:52	01/02/24 20:27	EPA 3050B	1,6010D	CEY
Mercury, Total	ND		mg/kg	0.100	0.065	1	01/02/24 14:26	01/03/24 18:49	EPA 7471B	1,7471B	GMG
Nickel, Total	8.86		mg/kg	3.02	0.292	2	01/02/24 13:52	01/02/24 20:27	EPA 3050B	1,6010D	CEY
Potassium, Total	469		mg/kg	302	17.4	2	01/02/24 13:52	01/02/24 20:27	EPA 3050B	1,6010D	CEY
Selenium, Total	0.599	J	mg/kg	2.42	0.312	2	01/02/24 13:52	01/02/24 20:27	EPA 3050B	1,6010D	CEY
Silver, Total	ND		mg/kg	0.604	0.342	2	01/02/24 13:52	01/02/24 20:27	EPA 3050B	1,6010D	CEY
Sodium, Total	63.3	J	mg/kg	242	3.80	2	01/02/24 13:52	01/02/24 20:27	EPA 3050B	1,6010D	CEY
Thallium, Total	ND		mg/kg	2.42	0.380	2	01/02/24 13:52	01/02/24 20:27	EPA 3050B	1,6010D	CEY
Vanadium, Total	16.5		mg/kg	1.21	0.245	2	01/02/24 13:52	01/02/24 20:27	EPA 3050B	1,6010D	CEY
Zinc, Total	42.1		mg/kg	6.04	0.354	2	01/02/24 13:52	01/02/24 20:27	EPA 3050B	1,6010D	CEY

Project Name: AMHERST CENTRAL PARK SOUTH **Lab Number:** L2376694

Project Number: H22.009.003 **Report Date:** 01/08/24

SAMPLE RESULTS

Lab ID: L2376694-13 Date Collected: 12/29/23 08:40

Client ID: SB-18-B Date Received: 12/29/23

Sample Location: Not Specified Field Prep: Not Specified

Sample Depth:

Matrix: Soil

Percent Solids: 61%

Parameter	Result	Qualifier	Units	RL	MDL	Dilution Factor	Date Prepared	Date Analyzed	Prep Method	Analytical Method	Analyst
Total Metals - Mansfield Lab											
Aluminum, Total	10400		mg/kg	12.7	3.42	2	01/02/24 13:52	01/02/24 20:38	EPA 3050B	1,6010D	CEY
Antimony, Total	ND		mg/kg	6.34	0.482	2	01/02/24 13:52	01/02/24 20:38	EPA 3050B	1,6010D	CEY
Arsenic, Total	4.33		mg/kg	1.27	0.264	2	01/02/24 13:52	01/02/24 20:38	EPA 3050B	1,6010D	CEY
Barium, Total	54.2		mg/kg	1.27	0.221	2	01/02/24 13:52	01/02/24 20:38	EPA 3050B	1,6010D	CEY
Beryllium, Total	0.452	J	mg/kg	0.634	0.042	2	01/02/24 13:52	01/02/24 20:38	EPA 3050B	1,6010D	CEY
Cadmium, Total	0.175	J	mg/kg	1.27	0.124	2	01/02/24 13:52	01/02/24 20:38	EPA 3050B	1,6010D	CEY
Calcium, Total	3230		mg/kg	12.7	4.44	2	01/02/24 13:52	01/02/24 20:38	EPA 3050B	1,6010D	CEY
Chromium, Total	11.6		mg/kg	1.27	0.122	2	01/02/24 13:52	01/02/24 20:38	EPA 3050B	1,6010D	CEY
Cobalt, Total	3.28		mg/kg	2.54	0.210	2	01/02/24 13:52	01/02/24 20:38	EPA 3050B	1,6010D	CEY
Copper, Total	10.7		mg/kg	1.27	0.327	2	01/02/24 13:52	01/02/24 20:38	EPA 3050B	1,6010D	CEY
Iron, Total	13000		mg/kg	6.34	1.14	2	01/02/24 13:52	01/02/24 20:38	EPA 3050B	1,6010D	CEY
Lead, Total	30.4		mg/kg	6.34	0.340	2	01/02/24 13:52	01/02/24 20:38	EPA 3050B	1,6010D	CEY
Magnesium, Total	1950		mg/kg	12.7	1.95	2	01/02/24 13:52	01/02/24 20:38	EPA 3050B	1,6010D	CEY
Manganese, Total	140		mg/kg	1.27	0.202	2	01/02/24 13:52	01/02/24 20:38	EPA 3050B	1,6010D	CEY
Mercury, Total	ND		mg/kg	0.119	0.078	1	01/02/24 14:26	01/03/24 18:52	EPA 7471B	1,7471B	GMG
Nickel, Total	9.95		mg/kg	3.17	0.307	2	01/02/24 13:52	01/02/24 20:38	EPA 3050B	1,6010D	CEY
Potassium, Total	503		mg/kg	317	18.2	2	01/02/24 13:52	01/02/24 20:38	EPA 3050B	1,6010D	CEY
Selenium, Total	0.597	J	mg/kg	2.54	0.327	2	01/02/24 13:52	01/02/24 20:38	EPA 3050B	1,6010D	CEY
Silver, Total	ND		mg/kg	0.634	0.359	2	01/02/24 13:52	01/02/24 20:38	EPA 3050B	1,6010D	CEY
Sodium, Total	68.2	J	mg/kg	254	3.99	2	01/02/24 13:52	01/02/24 20:38	EPA 3050B	1,6010D	CEY
Thallium, Total	ND		mg/kg	2.54	0.399	2	01/02/24 13:52	01/02/24 20:38	EPA 3050B	1,6010D	CEY
Vanadium, Total	18.8		mg/kg	1.27	0.257	2	01/02/24 13:52	01/02/24 20:38	EPA 3050B	1,6010D	CEY
Zinc, Total	46.1		mg/kg	6.34	0.371	2	01/02/24 13:52	01/02/24 20:38	EPA 3050B	1,6010D	CEY

Project Name: AMHERST CENTRAL PARK SOUTH **Lab Number:** L2376694

Project Number: H22.009.003 **Report Date:** 01/08/24

SAMPLE RESULTS

Lab ID: L2376694-14 Date Collected: 12/29/23 08:55

Client ID: SB-19-B Date Received: 12/29/23

Sample Location: Not Specified Field Prep: Not Specified

Sample Depth:

Matrix: Soil

Percent Solids: 64%

Parameter	Result	Qualifier	Units	RL	MDL	Dilution Factor	Date Prepared	Date Analyzed	Prep Method	Analytical Method	Analyst
Total Metals - Mansfield Lab											
Aluminum, Total	9600		mg/kg	12.0	3.24	2	01/03/24 06:50	01/03/24 12:31	EPA 3050B	1,6010D	DHL
Antimony, Total	ND		mg/kg	5.99	0.455	2	01/03/24 06:50	01/03/24 12:31	EPA 3050B	1,6010D	DHL
Arsenic, Total	9.28		mg/kg	1.20	0.249	2	01/03/24 06:50	01/03/24 12:31	EPA 3050B	1,6010D	DHL
Barium, Total	54.4		mg/kg	1.20	0.208	2	01/03/24 06:50	01/03/24 12:31	EPA 3050B	1,6010D	DHL
Beryllium, Total	0.391	J	mg/kg	0.599	0.040	2	01/03/24 06:50	01/03/24 12:31	EPA 3050B	1,6010D	DHL
Cadmium, Total	7.32		mg/kg	1.20	0.117	2	01/03/24 06:50	01/03/24 12:31	EPA 3050B	1,6010D	DHL
Calcium, Total	3340		mg/kg	12.0	4.19	2	01/03/24 06:50	01/03/24 12:31	EPA 3050B	1,6010D	DHL
Chromium, Total	117		mg/kg	1.20	0.115	2	01/03/24 06:50	01/03/24 12:31	EPA 3050B	1,6010D	DHL
Cobalt, Total	3.13		mg/kg	2.40	0.199	2	01/03/24 06:50	01/03/24 12:31	EPA 3050B	1,6010D	DHL
Copper, Total	18.7		mg/kg	1.20	0.309	2	01/03/24 06:50	01/03/24 12:31	EPA 3050B	1,6010D	DHL
Iron, Total	12600		mg/kg	5.99	1.08	2	01/03/24 06:50	01/03/24 12:31	EPA 3050B	1,6010D	DHL
Lead, Total	46.1		mg/kg	5.99	0.321	2	01/03/24 06:50	01/03/24 12:31	EPA 3050B	1,6010D	DHL
Magnesium, Total	1380		mg/kg	12.0	1.84	2	01/03/24 06:50	01/03/24 12:31	EPA 3050B	1,6010D	DHL
Manganese, Total	121		mg/kg	1.20	0.190	2	01/03/24 06:50	01/03/24 12:31	EPA 3050B	1,6010D	DHL
Mercury, Total	0.255		mg/kg	0.101	0.066	1	01/03/24 09:40	01/03/24 12:48	EPA 7471B	1,7471B	GMG
Nickel, Total	10.3		mg/kg	3.00	0.290	2	01/03/24 06:50	01/03/24 12:31	EPA 3050B	1,6010D	DHL
Potassium, Total	371		mg/kg	300	17.2	2	01/03/24 06:50	01/03/24 12:31	EPA 3050B	1,6010D	DHL
Selenium, Total	0.663	J	mg/kg	2.40	0.309	2	01/03/24 06:50	01/03/24 12:31	EPA 3050B	1,6010D	DHL
Silver, Total	0.953		mg/kg	0.599	0.339	2	01/03/24 06:50	01/03/24 12:31	EPA 3050B	1,6010D	DHL
Sodium, Total	71.8	J	mg/kg	240	3.78	2	01/03/24 06:50	01/03/24 12:31	EPA 3050B	1,6010D	DHL
Thallium, Total	ND		mg/kg	2.40	0.378	2	01/03/24 06:50	01/03/24 12:31	EPA 3050B	1,6010D	DHL
Vanadium, Total	18.9		mg/kg	1.20	0.243	2	01/03/24 06:50	01/03/24 12:31	EPA 3050B	1,6010D	DHL
Zinc, Total	65.0		mg/kg	5.99	0.351	2	01/03/24 06:50	01/03/24 12:31	EPA 3050B	1,6010D	DHL

Project Name: AMHERST CENTRAL PARK SOUTH **Lab Number:** L2376694

Project Number: H22.009.003 **Report Date:** 01/08/24

SAMPLE RESULTS

Lab ID: L2376694-15 Date Collected: 12/29/23 08:55

Client ID: SB-19-A Date Received: 12/29/23

Sample Location: Not Specified Field Prep: Not Specified

Sample Depth:

Matrix: Soil

Percent Solids: 69%

Parameter	Result	Qualifier	Units	RL	MDL	Dilution Factor	Date Prepared	Date Analyzed	Prep Method	Analytical Method	Analyst
Total Metals - Mansfield Lab											
Aluminum, Total	8990		mg/kg	11.1	3.01	2	01/06/24 07:00	01/06/24 17:01	EPA 3050B	1,6010D	MAM
Antimony, Total	ND		mg/kg	5.57	0.423	2	01/06/24 07:00	01/06/24 17:01	EPA 3050B	1,6010D	MAM
Arsenic, Total	5.91		mg/kg	1.11	0.232	2	01/06/24 07:00	01/06/24 17:01	EPA 3050B	1,6010D	MAM
Barium, Total	46.0		mg/kg	1.11	0.194	2	01/06/24 07:00	01/06/24 17:01	EPA 3050B	1,6010D	MAM
Beryllium, Total	0.334	J	mg/kg	0.557	0.037	2	01/06/24 07:00	01/06/24 17:01	EPA 3050B	1,6010D	MAM
Cadmium, Total	4.69		mg/kg	1.11	0.109	2	01/06/24 07:00	01/06/24 17:01	EPA 3050B	1,6010D	MAM
Calcium, Total	2970		mg/kg	11.1	3.90	2	01/06/24 07:00	01/06/24 17:01	EPA 3050B	1,6010D	MAM
Chromium, Total	84.1		mg/kg	1.11	0.107	2	01/06/24 07:00	01/06/24 17:01	EPA 3050B	1,6010D	MAM
Cobalt, Total	2.78		mg/kg	2.23	0.185	2	01/06/24 07:00	01/06/24 17:01	EPA 3050B	1,6010D	MAM
Copper, Total	14.0		mg/kg	1.11	0.287	2	01/06/24 07:00	01/06/24 17:01	EPA 3050B	1,6010D	MAM
Iron, Total	12400		mg/kg	5.57	1.00	2	01/06/24 07:00	01/06/24 17:01	EPA 3050B	1,6010D	MAM
Lead, Total	31.8		mg/kg	5.57	0.298	2	01/06/24 07:00	01/06/24 17:01	EPA 3050B	1,6010D	MAM
Magnesium, Total	1210		mg/kg	11.1	1.72	2	01/06/24 07:00	01/06/24 17:01	EPA 3050B	1,6010D	MAM
Manganese, Total	96.2		mg/kg	1.11	0.177	2	01/06/24 07:00	01/06/24 17:01	EPA 3050B	1,6010D	MAM
Mercury, Total	0.165		mg/kg	0.093	0.061	1	01/06/24 08:50	01/06/24 18:11	EPA 7471B	1,7471B	GMG
Nickel, Total	8.54		mg/kg	2.78	0.270	2	01/06/24 07:00	01/06/24 17:01	EPA 3050B	1,6010D	MAM
Potassium, Total	245	J	mg/kg	278	16.0	2	01/06/24 07:00	01/06/24 17:01	EPA 3050B	1,6010D	MAM
Selenium, Total	ND		mg/kg	2.23	0.287	2	01/06/24 07:00	01/06/24 17:01	EPA 3050B	1,6010D	MAM
Silver, Total	0.500	J	mg/kg	0.557	0.315	2	01/06/24 07:00	01/06/24 17:01	EPA 3050B	1,6010D	MAM
Sodium, Total	69.2	J	mg/kg	223	3.51	2	01/06/24 07:00	01/06/24 17:01	EPA 3050B	1,6010D	MAM
Thallium, Total	0.392	J	mg/kg	2.23	0.351	2	01/06/24 07:00	01/06/24 17:01	EPA 3050B	1,6010D	MAM
Vanadium, Total	18.7		mg/kg	1.11	0.226	2	01/06/24 07:00	01/06/24 17:01	EPA 3050B	1,6010D	MAM
Zinc, Total	51.0		mg/kg	5.57	0.326	2	01/06/24 07:00	01/06/24 17:01	EPA 3050B	1,6010D	MAM

Project Name: AMHERST CENTRAL PARK SOUTH
Lab Number: L2376694
Project Number: H22.009.003
Report Date: 01/08/24

SAMPLE RESULTS

Lab ID: L2376694-16
Client ID: SB-20-A
Sample Location: Not Specified
Date Collected: 12/29/23 09:05
Date Received: 12/29/23
Field Prep: Not Specified

Sample Depth:
Matrix: Soil
Percent Solids: 61%

Parameter	Result	Qualifier	Units	RL	MDL	Dilution Factor	Date Prepared	Date Analyzed	Prep Method	Analytical Method	Analyst
Total Metals - Mansfield Lab											
Aluminum, Total	12000		mg/kg	12.6	3.40	2	01/02/24 13:52	01/02/24 20:42	EPA 3050B	1,6010D	CEY
Antimony, Total	ND		mg/kg	6.30	0.479	2	01/02/24 13:52	01/02/24 20:42	EPA 3050B	1,6010D	CEY
Arsenic, Total	7.48		mg/kg	1.26	0.262	2	01/02/24 13:52	01/02/24 20:42	EPA 3050B	1,6010D	CEY
Barium, Total	78.6		mg/kg	1.26	0.219	2	01/02/24 13:52	01/02/24 20:42	EPA 3050B	1,6010D	CEY
Beryllium, Total	0.664		mg/kg	0.630	0.042	2	01/02/24 13:52	01/02/24 20:42	EPA 3050B	1,6010D	CEY
Cadmium, Total	5.68		mg/kg	1.26	0.123	2	01/02/24 13:52	01/02/24 20:42	EPA 3050B	1,6010D	CEY
Calcium, Total	2650		mg/kg	12.6	4.41	2	01/02/24 13:52	01/02/24 20:42	EPA 3050B	1,6010D	CEY
Chromium, Total	49.8		mg/kg	1.26	0.121	2	01/02/24 13:52	01/02/24 20:42	EPA 3050B	1,6010D	CEY
Cobalt, Total	9.47		mg/kg	2.52	0.209	2	01/02/24 13:52	01/02/24 20:42	EPA 3050B	1,6010D	CEY
Copper, Total	16.4		mg/kg	1.26	0.325	2	01/02/24 13:52	01/02/24 20:42	EPA 3050B	1,6010D	CEY
Iron, Total	21000		mg/kg	6.30	1.14	2	01/02/24 13:52	01/02/24 20:42	EPA 3050B	1,6010D	CEY
Lead, Total	49.0		mg/kg	6.30	0.338	2	01/02/24 13:52	01/02/24 20:42	EPA 3050B	1,6010D	CEY
Magnesium, Total	3570		mg/kg	12.6	1.94	2	01/02/24 13:52	01/02/24 20:42	EPA 3050B	1,6010D	CEY
Manganese, Total	382		mg/kg	1.26	0.200	2	01/02/24 13:52	01/02/24 20:42	EPA 3050B	1,6010D	CEY
Mercury, Total	0.375		mg/kg	0.118	0.077	1	01/02/24 14:26	01/03/24 18:55	EPA 7471B	1,7471B	GMG
Nickel, Total	16.6		mg/kg	3.15	0.305	2	01/02/24 13:52	01/02/24 20:42	EPA 3050B	1,6010D	CEY
Potassium, Total	1160		mg/kg	315	18.1	2	01/02/24 13:52	01/02/24 20:42	EPA 3050B	1,6010D	CEY
Selenium, Total	0.510	J	mg/kg	2.52	0.325	2	01/02/24 13:52	01/02/24 20:42	EPA 3050B	1,6010D	CEY
Silver, Total	0.577	J	mg/kg	0.630	0.356	2	01/02/24 13:52	01/02/24 20:42	EPA 3050B	1,6010D	CEY
Sodium, Total	42.6	J	mg/kg	252	3.97	2	01/02/24 13:52	01/02/24 20:42	EPA 3050B	1,6010D	CEY
Thallium, Total	ND		mg/kg	2.52	0.397	2	01/02/24 13:52	01/02/24 20:42	EPA 3050B	1,6010D	CEY
Vanadium, Total	24.9		mg/kg	1.26	0.256	2	01/02/24 13:52	01/02/24 20:42	EPA 3050B	1,6010D	CEY
Zinc, Total	74.7		mg/kg	6.30	0.369	2	01/02/24 13:52	01/02/24 20:42	EPA 3050B	1,6010D	CEY

Project Name: AMHERST CENTRAL PARK SOUTH **Lab Number:** L2376694

Project Number: H22.009.003 **Report Date:** 01/08/24

SAMPLE RESULTS

Lab ID: L2376694-17 Date Collected: 12/29/23 09:05

Client ID: SB-20-B Date Received: 12/29/23

Sample Location: Not Specified Field Prep: Not Specified

Sample Depth:

Matrix: Soil

Percent Solids: 65%

Parameter	Result	Qualifier	Units	RL	MDL	Dilution Factor	Date Prepared	Date Analyzed	Prep Method	Analytical Method	Analyst
Total Metals - Mansfield Lab											
Aluminum, Total	12800		mg/kg	11.8	3.20	2	01/02/24 13:52	01/02/24 20:45	EPA 3050B	1,6010D	CEY
Antimony, Total	ND		mg/kg	5.93	0.450	2	01/02/24 13:52	01/02/24 20:45	EPA 3050B	1,6010D	CEY
Arsenic, Total	8.52		mg/kg	1.18	0.246	2	01/02/24 13:52	01/02/24 20:45	EPA 3050B	1,6010D	CEY
Barium, Total	83.8		mg/kg	1.18	0.206	2	01/02/24 13:52	01/02/24 20:45	EPA 3050B	1,6010D	CEY
Beryllium, Total	0.720		mg/kg	0.593	0.039	2	01/02/24 13:52	01/02/24 20:45	EPA 3050B	1,6010D	CEY
Cadmium, Total	5.77		mg/kg	1.18	0.116	2	01/02/24 13:52	01/02/24 20:45	EPA 3050B	1,6010D	CEY
Calcium, Total	2450		mg/kg	11.8	4.15	2	01/02/24 13:52	01/02/24 20:45	EPA 3050B	1,6010D	CEY
Chromium, Total	47.1		mg/kg	1.18	0.114	2	01/02/24 13:52	01/02/24 20:45	EPA 3050B	1,6010D	CEY
Cobalt, Total	11.8		mg/kg	2.37	0.197	2	01/02/24 13:52	01/02/24 20:45	EPA 3050B	1,6010D	CEY
Copper, Total	16.9		mg/kg	1.18	0.306	2	01/02/24 13:52	01/02/24 20:45	EPA 3050B	1,6010D	CEY
Iron, Total	23000		mg/kg	5.93	1.07	2	01/02/24 13:52	01/02/24 20:45	EPA 3050B	1,6010D	CEY
Lead, Total	52.7		mg/kg	5.93	0.318	2	01/02/24 13:52	01/02/24 20:45	EPA 3050B	1,6010D	CEY
Magnesium, Total	3780		mg/kg	11.8	1.82	2	01/02/24 13:52	01/02/24 20:45	EPA 3050B	1,6010D	CEY
Manganese, Total	407		mg/kg	1.18	0.188	2	01/02/24 13:52	01/02/24 20:45	EPA 3050B	1,6010D	CEY
Mercury, Total	0.307		mg/kg	0.125	0.082	1	01/02/24 14:26	01/03/24 18:59	EPA 7471B	1,7471B	GMG
Nickel, Total	17.5		mg/kg	2.96	0.287	2	01/02/24 13:52	01/02/24 20:45	EPA 3050B	1,6010D	CEY
Potassium, Total	1080		mg/kg	296	17.1	2	01/02/24 13:52	01/02/24 20:45	EPA 3050B	1,6010D	CEY
Selenium, Total	ND		mg/kg	2.37	0.306	2	01/02/24 13:52	01/02/24 20:45	EPA 3050B	1,6010D	CEY
Silver, Total	0.586	J	mg/kg	0.593	0.335	2	01/02/24 13:52	01/02/24 20:45	EPA 3050B	1,6010D	CEY
Sodium, Total	52.6	J	mg/kg	237	3.73	2	01/02/24 13:52	01/02/24 20:45	EPA 3050B	1,6010D	CEY
Thallium, Total	ND		mg/kg	2.37	0.373	2	01/02/24 13:52	01/02/24 20:45	EPA 3050B	1,6010D	CEY
Vanadium, Total	27.4		mg/kg	1.18	0.241	2	01/02/24 13:52	01/02/24 20:45	EPA 3050B	1,6010D	CEY
Zinc, Total	77.6		mg/kg	5.93	0.347	2	01/02/24 13:52	01/02/24 20:45	EPA 3050B	1,6010D	CEY

Project Name: AMHERST CENTRAL PARK SOUTH **Lab Number:** L2376694

Project Number: H22.009.003 **Report Date:** 01/08/24

SAMPLE RESULTS

Lab ID: L2376694-18 Date Collected: 12/29/23 09:00

Client ID: SB-21-A Date Received: 12/29/23

Sample Location: Not Specified Field Prep: Not Specified

Sample Depth:

Matrix: Soil

Percent Solids: 65%

Parameter	Result	Qualifier	Units	RL	MDL	Dilution Factor	Date Prepared	Date Analyzed	Prep Method	Analytical Method	Analyst
Total Metals - Mansfield Lab											
Aluminum, Total	10100		mg/kg	11.9	3.22	2	01/02/24 13:52	01/02/24 20:51	EPA 3050B	1,6010D	CEY
Antimony, Total	ND		mg/kg	5.95	0.452	2	01/02/24 13:52	01/02/24 20:51	EPA 3050B	1,6010D	CEY
Arsenic, Total	7.44		mg/kg	1.19	0.248	2	01/02/24 13:52	01/02/24 20:51	EPA 3050B	1,6010D	CEY
Barium, Total	73.7		mg/kg	1.19	0.207	2	01/02/24 13:52	01/02/24 20:51	EPA 3050B	1,6010D	CEY
Beryllium, Total	0.521	J	mg/kg	0.595	0.039	2	01/02/24 13:52	01/02/24 20:51	EPA 3050B	1,6010D	CEY
Cadmium, Total	11.0		mg/kg	1.19	0.117	2	01/02/24 13:52	01/02/24 20:51	EPA 3050B	1,6010D	CEY
Calcium, Total	10500		mg/kg	11.9	4.17	2	01/02/24 13:52	01/02/24 20:51	EPA 3050B	1,6010D	CEY
Chromium, Total	135		mg/kg	1.19	0.114	2	01/02/24 13:52	01/02/24 20:51	EPA 3050B	1,6010D	CEY
Cobalt, Total	6.32		mg/kg	2.38	0.198	2	01/02/24 13:52	01/02/24 20:51	EPA 3050B	1,6010D	CEY
Copper, Total	24.9		mg/kg	1.19	0.307	2	01/02/24 13:52	01/02/24 20:51	EPA 3050B	1,6010D	CEY
Iron, Total	16500		mg/kg	5.95	1.08	2	01/02/24 13:52	01/02/24 20:51	EPA 3050B	1,6010D	CEY
Lead, Total	43.6		mg/kg	5.95	0.319	2	01/02/24 13:52	01/02/24 20:51	EPA 3050B	1,6010D	CEY
Magnesium, Total	4110		mg/kg	11.9	1.83	2	01/02/24 13:52	01/02/24 20:51	EPA 3050B	1,6010D	CEY
Manganese, Total	289		mg/kg	1.19	0.189	2	01/02/24 13:52	01/02/24 20:51	EPA 3050B	1,6010D	CEY
Mercury, Total	0.287		mg/kg	0.112	0.073	1	01/02/24 14:26	01/03/24 19:02	EPA 7471B	1,7471B	GMG
Nickel, Total	16.5		mg/kg	2.98	0.288	2	01/02/24 13:52	01/02/24 20:51	EPA 3050B	1,6010D	CEY
Potassium, Total	916		mg/kg	298	17.1	2	01/02/24 13:52	01/02/24 20:51	EPA 3050B	1,6010D	CEY
Selenium, Total	0.378	J	mg/kg	2.38	0.307	2	01/02/24 13:52	01/02/24 20:51	EPA 3050B	1,6010D	CEY
Silver, Total	1.18		mg/kg	0.595	0.337	2	01/02/24 13:52	01/02/24 20:51	EPA 3050B	1,6010D	CEY
Sodium, Total	61.4	J	mg/kg	238	3.75	2	01/02/24 13:52	01/02/24 20:51	EPA 3050B	1,6010D	CEY
Thallium, Total	ND		mg/kg	2.38	0.375	2	01/02/24 13:52	01/02/24 20:51	EPA 3050B	1,6010D	CEY
Vanadium, Total	20.8		mg/kg	1.19	0.242	2	01/02/24 13:52	01/02/24 20:51	EPA 3050B	1,6010D	CEY
Zinc, Total	82.8		mg/kg	5.95	0.349	2	01/02/24 13:52	01/02/24 20:51	EPA 3050B	1,6010D	CEY

Project Name: AMHERST CENTRAL PARK SOUTH **Lab Number:** L2376694

Project Number: H22.009.003 **Report Date:** 01/08/24

SAMPLE RESULTS

Lab ID: L2376694-19 Date Collected: 12/29/23 09:00

Client ID: SB-21-B Date Received: 12/29/23

Sample Location: Not Specified Field Prep: Not Specified

Sample Depth:

Matrix: Soil

Percent Solids: 72%

Parameter	Result	Qualifier	Units	RL	MDL	Dilution Factor	Date Prepared	Date Analyzed	Prep Method	Analytical Method	Analyst
Total Metals - Mansfield Lab											
Aluminum, Total	9620		mg/kg	10.5	2.85	2	01/02/24 13:52	01/02/24 20:55	EPA 3050B	1,6010D	CEY
Antimony, Total	ND		mg/kg	5.27	0.401	2	01/02/24 13:52	01/02/24 20:55	EPA 3050B	1,6010D	CEY
Arsenic, Total	8.03		mg/kg	1.05	0.219	2	01/02/24 13:52	01/02/24 20:55	EPA 3050B	1,6010D	CEY
Barium, Total	72.2		mg/kg	1.05	0.184	2	01/02/24 13:52	01/02/24 20:55	EPA 3050B	1,6010D	CEY
Beryllium, Total	0.489	J	mg/kg	0.527	0.035	2	01/02/24 13:52	01/02/24 20:55	EPA 3050B	1,6010D	CEY
Cadmium, Total	11.8		mg/kg	1.05	0.103	2	01/02/24 13:52	01/02/24 20:55	EPA 3050B	1,6010D	CEY
Calcium, Total	8520		mg/kg	10.5	3.69	2	01/02/24 13:52	01/02/24 20:55	EPA 3050B	1,6010D	CEY
Chromium, Total	152		mg/kg	1.05	0.101	2	01/02/24 13:52	01/02/24 20:55	EPA 3050B	1,6010D	CEY
Cobalt, Total	5.98		mg/kg	2.11	0.175	2	01/02/24 13:52	01/02/24 20:55	EPA 3050B	1,6010D	CEY
Copper, Total	25.0		mg/kg	1.05	0.272	2	01/02/24 13:52	01/02/24 20:55	EPA 3050B	1,6010D	CEY
Iron, Total	15600		mg/kg	5.27	0.952	2	01/02/24 13:52	01/02/24 20:55	EPA 3050B	1,6010D	CEY
Lead, Total	46.7		mg/kg	5.27	0.283	2	01/02/24 13:52	01/02/24 20:55	EPA 3050B	1,6010D	CEY
Magnesium, Total	3520		mg/kg	10.5	1.62	2	01/02/24 13:52	01/02/24 20:55	EPA 3050B	1,6010D	CEY
Manganese, Total	337		mg/kg	1.05	0.168	2	01/02/24 13:52	01/02/24 20:55	EPA 3050B	1,6010D	CEY
Mercury, Total	0.224		mg/kg	0.088	0.057	1	01/02/24 14:26	01/03/24 19:05	EPA 7471B	1,7471B	GMG
Nickel, Total	15.5		mg/kg	2.64	0.255	2	01/02/24 13:52	01/02/24 20:55	EPA 3050B	1,6010D	CEY
Potassium, Total	793		mg/kg	264	15.2	2	01/02/24 13:52	01/02/24 20:55	EPA 3050B	1,6010D	CEY
Selenium, Total	0.646	J	mg/kg	2.11	0.272	2	01/02/24 13:52	01/02/24 20:55	EPA 3050B	1,6010D	CEY
Silver, Total	1.34		mg/kg	0.527	0.298	2	01/02/24 13:52	01/02/24 20:55	EPA 3050B	1,6010D	CEY
Sodium, Total	60.0	J	mg/kg	211	3.32	2	01/02/24 13:52	01/02/24 20:55	EPA 3050B	1,6010D	CEY
Thallium, Total	ND		mg/kg	2.11	0.332	2	01/02/24 13:52	01/02/24 20:55	EPA 3050B	1,6010D	CEY
Vanadium, Total	19.8		mg/kg	1.05	0.214	2	01/02/24 13:52	01/02/24 20:55	EPA 3050B	1,6010D	CEY
Zinc, Total	83.7		mg/kg	5.27	0.309	2	01/02/24 13:52	01/02/24 20:55	EPA 3050B	1,6010D	CEY

Project Name: AMHERST CENTRAL PARK SOUTH **Lab Number:** L2376694

Project Number: H22.009.003 **Report Date:** 01/08/24

Method Blank Analysis
Batch Quality Control

Parameter	Result	Qualifier	Units	RL	MDL	Dilution Factor	Date Prepared	Date Analyzed	Analytical Method	Analyst
Total Metals - Mansfield Lab for sample(s): 01-13,16-19 Batch: WG1870090-1										
Aluminum, Total	ND		mg/kg	4.00	1.08	1	01/02/24 13:52	01/02/24 18:29	1,6010D	DHL
Antimony, Total	ND		mg/kg	2.00	0.152	1	01/02/24 13:52	01/02/24 18:29	1,6010D	DHL
Arsenic, Total	ND		mg/kg	0.400	0.083	1	01/02/24 13:52	01/02/24 18:29	1,6010D	DHL
Barium, Total	ND		mg/kg	0.400	0.070	1	01/02/24 13:52	01/02/24 18:29	1,6010D	DHL
Beryllium, Total	ND		mg/kg	0.200	0.013	1	01/02/24 13:52	01/02/24 18:29	1,6010D	DHL
Cadmium, Total	ND		mg/kg	0.400	0.039	1	01/02/24 13:52	01/02/24 18:29	1,6010D	DHL
Calcium, Total	ND		mg/kg	4.00	1.40	1	01/02/24 13:52	01/02/24 18:29	1,6010D	DHL
Chromium, Total	0.172	J	mg/kg	0.400	0.038	1	01/02/24 13:52	01/02/24 18:29	1,6010D	DHL
Cobalt, Total	ND		mg/kg	0.800	0.066	1	01/02/24 13:52	01/02/24 18:29	1,6010D	DHL
Copper, Total	ND		mg/kg	0.400	0.103	1	01/02/24 13:52	01/02/24 18:29	1,6010D	DHL
Iron, Total	ND		mg/kg	2.00	0.361	1	01/02/24 13:52	01/02/24 18:29	1,6010D	DHL
Lead, Total	ND		mg/kg	2.00	0.107	1	01/02/24 13:52	01/02/24 18:29	1,6010D	DHL
Magnesium, Total	ND		mg/kg	4.00	0.616	1	01/02/24 13:52	01/02/24 18:29	1,6010D	DHL
Manganese, Total	ND		mg/kg	0.400	0.064	1	01/02/24 13:52	01/02/24 18:29	1,6010D	DHL
Nickel, Total	ND		mg/kg	1.00	0.097	1	01/02/24 13:52	01/02/24 18:29	1,6010D	DHL
Potassium, Total	ND		mg/kg	100	5.76	1	01/02/24 13:52	01/02/24 18:29	1,6010D	DHL
Selenium, Total	ND		mg/kg	0.800	0.103	1	01/02/24 13:52	01/02/24 18:29	1,6010D	DHL
Silver, Total	ND		mg/kg	0.200	0.113	1	01/02/24 13:52	01/02/24 18:29	1,6010D	DHL
Sodium, Total	ND		mg/kg	80.0	1.26	1	01/02/24 13:52	01/02/24 18:29	1,6010D	DHL
Thallium, Total	ND		mg/kg	0.800	0.126	1	01/02/24 13:52	01/02/24 18:29	1,6010D	DHL
Vanadium, Total	ND		mg/kg	0.400	0.081	1	01/02/24 13:52	01/02/24 18:29	1,6010D	DHL
Zinc, Total	ND		mg/kg	2.00	0.117	1	01/02/24 13:52	01/02/24 18:29	1,6010D	DHL

Prep Information

Digestion Method: EPA 3050B

Parameter	Result	Qualifier	Units	RL	MDL	Dilution Factor	Date Prepared	Date Analyzed	Analytical Method	Analyst
Total Metals - Mansfield Lab for sample(s): 01-13,16-19 Batch: WG1870091-1										
Mercury, Total	ND		mg/kg	0.083	0.054	1	01/02/24 14:26	01/03/24 17:39	1,7471B	GMG

Project Name: AMHERST CENTRAL PARK SOUTH **Lab Number:** L2376694

Project Number: H22.009.003 **Report Date:** 01/08/24

Method Blank Analysis
Batch Quality Control

Prep Information

Digestion Method: EPA 7471B

Parameter	Result	Qualifier	Units	RL	MDL	Dilution Factor	Date Prepared	Date Analyzed	Analytical Method	Analyst
Total Metals - Mansfield Lab for sample(s): 14 Batch: WG1870367-1										
Aluminum, Total	ND		mg/kg	4.00	1.08	1	01/03/24 06:50	01/03/24 12:15	1,6010D	DHL
Antimony, Total	ND		mg/kg	2.00	0.152	1	01/03/24 06:50	01/03/24 12:15	1,6010D	DHL
Arsenic, Total	ND		mg/kg	0.400	0.083	1	01/03/24 06:50	01/03/24 12:15	1,6010D	DHL
Barium, Total	ND		mg/kg	0.400	0.070	1	01/03/24 06:50	01/03/24 12:15	1,6010D	DHL
Beryllium, Total	ND		mg/kg	0.200	0.013	1	01/03/24 06:50	01/03/24 12:15	1,6010D	DHL
Cadmium, Total	ND		mg/kg	0.400	0.039	1	01/03/24 06:50	01/03/24 12:15	1,6010D	DHL
Calcium, Total	ND		mg/kg	4.00	1.40	1	01/03/24 06:50	01/03/24 12:15	1,6010D	DHL
Chromium, Total	0.161	J	mg/kg	0.400	0.038	1	01/03/24 06:50	01/03/24 12:15	1,6010D	DHL
Cobalt, Total	ND		mg/kg	0.800	0.066	1	01/03/24 06:50	01/03/24 12:15	1,6010D	DHL
Copper, Total	ND		mg/kg	0.400	0.103	1	01/03/24 06:50	01/03/24 12:15	1,6010D	DHL
Iron, Total	ND		mg/kg	2.00	0.361	1	01/03/24 06:50	01/03/24 12:15	1,6010D	DHL
Lead, Total	ND		mg/kg	2.00	0.107	1	01/03/24 06:50	01/03/24 12:15	1,6010D	DHL
Magnesium, Total	ND		mg/kg	4.00	0.616	1	01/03/24 06:50	01/03/24 12:15	1,6010D	DHL
Manganese, Total	ND		mg/kg	0.400	0.064	1	01/03/24 06:50	01/03/24 12:15	1,6010D	DHL
Nickel, Total	ND		mg/kg	1.00	0.097	1	01/03/24 06:50	01/03/24 12:15	1,6010D	DHL
Potassium, Total	ND		mg/kg	100	5.76	1	01/03/24 06:50	01/03/24 12:15	1,6010D	DHL
Selenium, Total	ND		mg/kg	0.800	0.103	1	01/03/24 06:50	01/03/24 12:15	1,6010D	DHL
Silver, Total	ND		mg/kg	0.200	0.113	1	01/03/24 06:50	01/03/24 12:15	1,6010D	DHL
Sodium, Total	ND		mg/kg	80.0	1.26	1	01/03/24 06:50	01/03/24 12:15	1,6010D	DHL
Thallium, Total	ND		mg/kg	0.800	0.126	1	01/03/24 06:50	01/03/24 12:15	1,6010D	DHL
Vanadium, Total	ND		mg/kg	0.400	0.081	1	01/03/24 06:50	01/03/24 12:15	1,6010D	DHL
Zinc, Total	ND		mg/kg	2.00	0.117	1	01/03/24 06:50	01/03/24 12:15	1,6010D	DHL

Prep Information

Digestion Method: EPA 3050B

Project Name: AMHERST CENTRAL PARK SOUTH **Lab Number:** L2376694

Project Number: H22.009.003 **Report Date:** 01/08/24

Method Blank Analysis
Batch Quality Control

Parameter	Result	Qualifier	Units	RL	MDL	Dilution Factor	Date Prepared	Date Analyzed	Analytical Method	Analyst
Total Metals - Mansfield Lab for sample(s): 14 Batch: WG1870373-1										
Mercury, Total	ND		mg/kg	0.083	0.054	1	01/03/24 09:40	01/03/24 12:34	1,7471B	GMG

Prep Information

Digestion Method: EPA 7471B

Parameter	Result	Qualifier	Units	RL	MDL	Dilution Factor	Date Prepared	Date Analyzed	Analytical Method	Analyst
Total Metals - Mansfield Lab for sample(s): 15 Batch: WG1871529-1										
Aluminum, Total	ND		mg/kg	4.00	1.08	1	01/06/24 07:00	01/06/24 13:57	1,6010D	MAM
Antimony, Total	ND		mg/kg	2.00	0.152	1	01/06/24 07:00	01/06/24 13:57	1,6010D	MAM
Arsenic, Total	ND		mg/kg	0.400	0.083	1	01/06/24 07:00	01/06/24 13:57	1,6010D	MAM
Barium, Total	ND		mg/kg	0.400	0.070	1	01/06/24 07:00	01/06/24 13:57	1,6010D	MAM
Beryllium, Total	ND		mg/kg	0.200	0.013	1	01/06/24 07:00	01/06/24 13:57	1,6010D	MAM
Cadmium, Total	ND		mg/kg	0.400	0.039	1	01/06/24 07:00	01/06/24 13:57	1,6010D	MAM
Calcium, Total	ND		mg/kg	4.00	1.40	1	01/06/24 07:00	01/06/24 13:57	1,6010D	MAM
Chromium, Total	0.167	J	mg/kg	0.400	0.038	1	01/06/24 07:00	01/06/24 13:57	1,6010D	MAM
Cobalt, Total	ND		mg/kg	0.800	0.066	1	01/06/24 07:00	01/06/24 13:57	1,6010D	MAM
Copper, Total	ND		mg/kg	0.400	0.103	1	01/06/24 07:00	01/07/24 16:42	1,6010D	DHL
Iron, Total	0.650	J	mg/kg	2.00	0.361	1	01/06/24 07:00	01/06/24 13:57	1,6010D	MAM
Lead, Total	ND		mg/kg	2.00	0.107	1	01/06/24 07:00	01/06/24 13:57	1,6010D	MAM
Magnesium, Total	ND		mg/kg	4.00	0.616	1	01/06/24 07:00	01/06/24 13:57	1,6010D	MAM
Manganese, Total	0.113	J	mg/kg	0.400	0.064	1	01/06/24 07:00	01/07/24 16:42	1,6010D	DHL
Nickel, Total	ND		mg/kg	1.00	0.097	1	01/06/24 07:00	01/06/24 13:57	1,6010D	MAM
Potassium, Total	ND		mg/kg	100	5.76	1	01/06/24 07:00	01/06/24 13:57	1,6010D	MAM
Selenium, Total	0.159	J	mg/kg	0.800	0.103	1	01/06/24 07:00	01/06/24 13:57	1,6010D	MAM
Silver, Total	ND		mg/kg	0.200	0.113	1	01/06/24 07:00	01/06/24 13:57	1,6010D	MAM
Sodium, Total	1.32	J	mg/kg	80.0	1.26	1	01/06/24 07:00	01/06/24 13:57	1,6010D	MAM
Thallium, Total	ND		mg/kg	0.800	0.126	1	01/06/24 07:00	01/06/24 13:57	1,6010D	MAM
Vanadium, Total	ND		mg/kg	0.400	0.081	1	01/06/24 07:00	01/06/24 13:57	1,6010D	MAM
Zinc, Total	ND		mg/kg	2.00	0.117	1	01/06/24 07:00	01/06/24 13:57	1,6010D	MAM

Project Name: AMHERST CENTRAL PARK SOUTH **Lab Number:** L2376694

Project Number: H22.009.003 **Report Date:** 01/08/24

Method Blank Analysis
Batch Quality Control

Prep Information

Digestion Method: EPA 3050B

Parameter	Result	Qualifier	Units	RL	MDL	Dilution Factor	Date Prepared	Date Analyzed	Analytical Method	Analyst
Total Metals - Mansfield Lab for sample(s): 15 Batch: WG1871531-1										
Mercury, Total	ND		mg/kg	0.083	0.054	1	01/06/24 08:50	01/06/24 17:45	1,7471B	GMG

Prep Information

Digestion Method: EPA 7471B

Lab Control Sample Analysis

Batch Quality Control

Project Name: AMHERST CENTRAL PARK SOUTH

Project Number: H22.009.003

Lab Number: L2376694

Report Date: 01/08/24

Parameter	LCS %Recovery	Qual	LCSD %Recovery	Qual	%Recovery Limits	RPD	Qual	RPD Limits
Total Metals - Mansfield Lab Associated sample(s): 01-13,16-19 Batch: WG1870090-2 SRM Lot Number: D122-540								
Aluminum, Total	69		-		52-148	-		
Antimony, Total	169		-		6-194	-		
Arsenic, Total	93		-		81-119	-		
Barium, Total	97		-		83-117	-		
Beryllium, Total	102		-		83-117	-		
Cadmium, Total	97		-		83-117	-		
Calcium, Total	95		-		83-117	-		
Chromium, Total	99		-		82-118	-		
Cobalt, Total	98		-		84-117	-		
Copper, Total	89		-		84-116	-		
Iron, Total	84		-		65-135	-		
Lead, Total	97		-		83-117	-		
Magnesium, Total	83		-		80-120	-		
Manganese, Total	92		-		82-118	-		
Nickel, Total	99		-		83-117	-		
Potassium, Total	84		-		76-123	-		
Selenium, Total	96		-		81-119	-		
Silver, Total	95		-		80-120	-		
Sodium, Total	108		-		75-125	-		
Thallium, Total	96		-		81-119	-		
Vanadium, Total	92		-		80-120	-		

Lab Control Sample Analysis

Batch Quality Control

Project Name: AMHERST CENTRAL PARK SOUTH

Project Number: H22.009.003

Lab Number: L2376694

Report Date: 01/08/24

Parameter	LCS %Recovery	LCSD %Recovery	%Recovery Limits	RPD	RPD Limits
Total Metals - Mansfield Lab Associated sample(s): 01-13,16-19 Batch: WG1870090-2 SRM Lot Number: D122-540					
Zinc, Total	97	-	82-119	-	
Total Metals - Mansfield Lab Associated sample(s): 01-13,16-19 Batch: WG1870091-2 SRM Lot Number: D122-540					
Mercury, Total	97	-	73-127	-	

Lab Control Sample Analysis

Batch Quality Control

Project Name: AMHERST CENTRAL PARK SOUTH

Project Number: H22.009.003

Lab Number: L2376694

Report Date: 01/08/24

Parameter	LCS %Recovery	LCSD %Recovery	%Recovery Limits	RPD	RPD Limits
Total Metals - Mansfield Lab Associated sample(s): 14 Batch: WG1870367-2 SRM Lot Number: D122-540					
Aluminum, Total	77	-	52-148	-	
Antimony, Total	176	-	6-194	-	
Arsenic, Total	112	-	81-119	-	
Barium, Total	96	-	83-117	-	
Beryllium, Total	110	-	83-117	-	
Cadmium, Total	100	-	83-117	-	
Calcium, Total	103	-	83-117	-	
Chromium, Total	101	-	82-118	-	
Cobalt, Total	105	-	84-117	-	
Copper, Total	101	-	84-116	-	
Iron, Total	94	-	65-135	-	
Lead, Total	112	-	83-117	-	
Magnesium, Total	92	-	80-120	-	
Manganese, Total	102	-	82-118	-	
Nickel, Total	104	-	83-117	-	
Potassium, Total	89	-	76-123	-	
Selenium, Total	112	-	81-119	-	
Silver, Total	105	-	80-120	-	
Sodium, Total	102	-	75-125	-	
Thallium, Total	110	-	81-119	-	
Vanadium, Total	98	-	80-120	-	

Lab Control Sample Analysis

Batch Quality Control

Project Name: AMHERST CENTRAL PARK SOUTH

Project Number: H22.009.003

Lab Number: L2376694

Report Date: 01/08/24

Parameter	LCS %Recovery	LCSD %Recovery	%Recovery Limits	RPD	RPD Limits
Total Metals - Mansfield Lab Associated sample(s): 14 Batch: WG1870367-2 SRM Lot Number: D122-540					
Zinc, Total	99	-	82-119	-	
Total Metals - Mansfield Lab Associated sample(s): 14 Batch: WG1870373-2 SRM Lot Number: D122-540					
Mercury, Total	110	-	73-127	-	

Lab Control Sample Analysis

Batch Quality Control

Project Name: AMHERST CENTRAL PARK SOUTH

Project Number: H22.009.003

Lab Number: L2376694

Report Date: 01/08/24

Parameter	LCS %Recovery	LCSD %Recovery	%Recovery Limits	RPD	RPD Limits
Total Metals - Mansfield Lab Associated sample(s): 15 Batch: WG1871529-2 SRM Lot Number: D122-540					
Aluminum, Total	63	-	52-148	-	
Antimony, Total	161	-	6-194	-	
Arsenic, Total	100	-	81-119	-	
Barium, Total	84	-	83-117	-	
Beryllium, Total	92	-	83-117	-	
Cadmium, Total	97	-	83-117	-	
Calcium, Total	88	-	83-117	-	
Chromium, Total	96	-	82-118	-	
Cobalt, Total	99	-	84-117	-	
Copper, Total	97	-	84-116	-	
Iron, Total	78	-	65-135	-	
Lead, Total	98	-	83-117	-	
Magnesium, Total	91	-	80-120	-	
Manganese, Total	92	-	82-118	-	
Nickel, Total	101	-	83-117	-	
Potassium, Total	83	-	76-123	-	
Selenium, Total	99	-	81-119	-	
Silver, Total	96	-	80-120	-	
Sodium, Total	90	-	75-125	-	
Thallium, Total	98	-	81-119	-	
Vanadium, Total	90	-	80-120	-	

Lab Control Sample Analysis

Batch Quality Control

Project Name: AMHERST CENTRAL PARK SOUTH

Project Number: H22.009.003

Lab Number: L2376694

Report Date: 01/08/24

Parameter	LCS %Recovery	LCSD %Recovery	%Recovery Limits	RPD	RPD Limits
Total Metals - Mansfield Lab Associated sample(s): 15 Batch: WG1871529-2 SRM Lot Number: D122-540					
Zinc, Total	97	-	82-119	-	
Total Metals - Mansfield Lab Associated sample(s): 15 Batch: WG1871531-2 SRM Lot Number: D122-540					
Mercury, Total	105	-	73-127	-	

Matrix Spike Analysis
Batch Quality Control

Project Name: AMHERST CENTRAL PARK SOUTH
Project Number: H22.009.003

Lab Number: L2376694
Report Date: 01/08/24

Parameter	Native Sample	MS Added	MS Found	MS %Recovery	Qual	MSD Found	MSD %Recovery	Qual	Recovery Limits	RPD	Qual	RPD Limits
Total Metals - Mansfield Lab Associated sample(s): 01-13,16-19 QC Batch ID: WG1870090-3 QC Sample: L2376694-01 Client ID: SB-01-A												
Aluminum, Total	9710	225	11600	**839**	Q	-	-		75-125	-		20
Antimony, Total	ND	56.3	54.7	97		-	-		75-125	-		20
Arsenic, Total	5.05	13.5	20.0	111		-	-		75-125	-		20
Barium, Total	45.8	225	271	100		-	-		75-125	-		20
Beryllium, Total	0.438J	5.63	6.02	107		-	-		75-125	-		20
Cadmium, Total	0.165J	5.97	5.60	94		-	-		75-125	-		20
Calcium, Total	2500	1130	3610	98		-	-		75-125	-		20
Chromium, Total	10.3	22.5	32.8	100		-	-		75-125	-		20
Cobalt, Total	3.57	56.3	56.5	94		-	-		75-125	-		20
Copper, Total	11.0	28.2	38.1	96		-	-		75-125	-		20
Iron, Total	13500	113	13800	**266**	Q	-	-		75-125	-		20
Lead, Total	42.6	59.7	106	106		-	-		75-125	-		20
Magnesium, Total	1790	1130	3040	111		-	-		75-125	-		20
Manganese, Total	117	56.3	169	92		-	-		75-125	-		20
Nickel, Total	10.1	56.3	61.1	90		-	-		75-125	-		20
Potassium, Total	449	1130	1880	**127**	Q	-	-		75-125	-		20
Selenium, Total	0.600J	13.5	15.4	114		-	-		75-125	-		20
Silver, Total	ND	5.63	5.72	102		-	-		75-125	-		20
Sodium, Total	58.3J	1130	1410	125		-	-		75-125	-		20
Thallium, Total	ND	13.5	14.1	104		-	-		75-125	-		20
Vanadium, Total	18.3	56.3	73.8	98		-	-		75-125	-		20

Matrix Spike Analysis
Batch Quality Control

Project Name: AMHERST CENTRAL PARK SOUTH
Project Number: H22.009.003

Lab Number: L2376694
Report Date: 01/08/24

Parameter	Native Sample	MS Added	MS Found	MS %Recovery	MSD Found	MSD %Recovery	Recovery Limits	RPD	RPD Limits
Total Metals - Mansfield Lab Associated sample(s): 01-13,16-19 QC Batch ID: WG1870090-3 QC Sample: L2376694-01 Client ID: SB-01-A									
Zinc, Total	59.5	56.3	123	113	-	-	75-125	-	20
Total Metals - Mansfield Lab Associated sample(s): 01-13,16-19 QC Batch ID: WG1870091-3 QC Sample: L2376641-01 Client ID: MS Sample									
Mercury, Total	0.140	1.72	1.79	96	-	-	80-120	-	20

Matrix Spike Analysis
Batch Quality Control

Project Name: AMHERST CENTRAL PARK SOUTH
Project Number: H22.009.003

Lab Number: L2376694
Report Date: 01/08/24

Parameter	Native Sample	MS Added	MS Found	MS %Recovery		MSD Found	MSD %Recovery		Recovery Limits	RPD	RPD Limits
Total Metals - Mansfield Lab Associated sample(s): 14 QC Batch ID: WG1870367-3 WG1870367-4 QC Sample: L2376694-14 Client ID: SB-19-B											
Aluminum, Total	9600	241	9850	104		9600	**0**	Q	75-125	3	20
Antimony, Total	ND	60.2	62.8	104		64.3	104		75-125	2	20
Arsenic, Total	9.28	14.4	25.0	109		24.8	104		75-125	1	20
Barium, Total	54.4	241	294	99		297	98		75-125	1	20
Beryllium, Total	0.391J	6.02	6.59	109		6.68	108		75-125	1	20
Cadmium, Total	7.32	6.38	13.4	95		13.1	88		75-125	2	20
Calcium, Total	3340	1200	4630	107		4510	94		75-125	3	20
Chromium, Total	117	24.1	145	116		142	101		75-125	2	20
Cobalt, Total	3.13	60.2	59.9	94		60.7	93		75-125	1	20
Copper, Total	18.7	30.1	49.1	101		48.3	95		75-125	2	20
Iron, Total	12600	120	11600	**0**	Q	11300	**0**	Q	75-125	3	20
Lead, Total	46.1	63.8	117	111		116	106		75-125	1	20
Magnesium, Total	1380	1200	2540	96		2520	92		75-125	1	20
Manganese, Total	121	60.2	177	93		171	81		75-125	3	20
Nickel, Total	10.3	60.2	63.6	88		63.8	86		75-125	0	20
Potassium, Total	371	1200	1660	107		1680	106		75-125	1	20
Selenium, Total	0.663J	14.4	18.5	**128**	Q	18.1	122		75-125	2	20
Silver, Total	0.953	6.02	6.81	97		6.78	94		75-125	0	20
Sodium, Total	71.8J	1200	1420	118		1440	116		75-125	1	20
Thallium, Total	ND	14.4	16.1	111		16.3	110		75-125	1	20
Vanadium, Total	18.9	60.2	73.6	91		73.8	88		75-125	0	20

Matrix Spike Analysis
Batch Quality Control

Project Name: AMHERST CENTRAL PARK SOUTH
Project Number: H22.009.003

Lab Number: L2376694
Report Date: 01/08/24

Parameter	Native Sample	MS Added	MS Found	MS %Recovery	MSD Found	MSD %Recovery	Recovery Limits	RPD	RPD Limits
Total Metals - Mansfield Lab Associated sample(s): 14 QC Batch ID: WG1870367-3 WG1870367-4 QC Sample: L2376694-14 Client ID: SB-19-B									
Zinc, Total	65.0	60.2	122	95	120	89	75-125	2	20
Total Metals - Mansfield Lab Associated sample(s): 14 QC Batch ID: WG1870373-3 WG1870373-4 QC Sample: L2376694-14 Client ID: SB-19-B									
Mercury, Total	0.255	1.97	2.18	98	2.19	96	80-120	0	20

Matrix Spike Analysis
Batch Quality Control

Project Name: AMHERST CENTRAL PARK SOUTH
Project Number: H22.009.003

Lab Number: L2376694
Report Date: 01/08/24

Parameter	Native Sample	MS Added	MS Found	MS %Recovery		MSD Found	MSD %Recovery	Recovery Limits	RPD	RPD Limits
Total Metals - Mansfield Lab Associated sample(s): 15 QC Batch ID: WG1871529-3 QC Sample: L2400761-02 Client ID: MS Sample										
Aluminum, Total	1630	174	2260	**361**	Q	-	-	75-125	-	20
Antimony, Total	ND	43.6	44.3	102		-	-	75-125	-	20
Arsenic, Total	4.53	10.5	16.5	114		-	-	75-125	-	20
Barium, Total	23.4	174	192	97		-	-	75-125	-	20
Beryllium, Total	0.067J	4.36	3.96	91		-	-	75-125	-	20
Cadmium, Total	ND	4.62	4.22	91		-	-	75-125	-	20
Calcium, Total	104000	872	102000	**0**	Q	-	-	75-125	-	20
Chromium, Total	6.44	17.4	22.8	94		-	-	75-125	-	20
Cobalt, Total	2.32	43.6	43.3	94		-	-	75-125	-	20
Copper, Total	7.50	21.8	29.6	101		-	-	75-125	-	20
Iron, Total	5650	87.2	5770	**138**	Q	-	-	75-125	-	20
Lead, Total	4.48	46.2	52.9	105		-	-	75-125	-	20
Magnesium, Total	40100	872	37500	**0**	Q	-	-	75-125	-	20
Manganese, Total	142	43.6	190	110		-	-	75-125	-	20
Nickel, Total	6.66	43.6	46.1	90		-	-	75-125	-	20
Potassium, Total	269	872	1330	122		-	-	75-125	-	20
Selenium, Total	0.475J	10.5	12.2	116		-	-	75-125	-	20
Silver, Total	ND	4.36	4.58	105		-	-	75-125	-	20
Sodium, Total	131J	872	1120	**128**	Q	-	-	75-125	-	20
Thallium, Total	0.588J	10.5	10.5	100		-	-	75-125	-	20
Vanadium, Total	8.08	43.6	49.6	95		-	-	75-125	-	20

Matrix Spike Analysis
Batch Quality Control

Project Name: AMHERST CENTRAL PARK SOUTH
Project Number: H22.009.003

Lab Number: L2376694
Report Date: 01/08/24

Parameter	Native Sample	MS Added	MS Found	MS %Recovery	MSD Found	MSD %Recovery	Recovery Limits	RPD	RPD Limits
Total Metals - Mansfield Lab Associated sample(s): 15 QC Batch ID: WG1871529-3 QC Sample: L2400761-02 Client ID: MS Sample									
Zinc, Total	18.7	43.6	67.3	111	-	-	75-125	-	20
Total Metals - Mansfield Lab Associated sample(s): 15 QC Batch ID: WG1871531-3 QC Sample: L2400761-02 Client ID: MS Sample									
Mercury, Total	ND	1.42	1.56	110	-	-	80-120	-	20

Lab Duplicate Analysis

Batch Quality Control

Project Name: AMHERST CENTRAL PARK SOUTH

Project Number: H22.009.003

Lab Number: L2376694

Report Date: 01/08/24

Parameter	Native Sample	Duplicate Sample	Units	RPD	Qual	RPD Limits
Total Metals - Mansfield Lab Associated sample(s): 01-13,16-19 QC Batch ID: WG1870090-4 QC Sample: L2376694-01 Client ID: SB-01-A						
Aluminum, Total	9710	9290	mg/kg	4		20
Antimony, Total	ND	ND	mg/kg	NC		20
Arsenic, Total	5.05	4.94	mg/kg	2		20
Barium, Total	45.8	43.2	mg/kg	6		20
Beryllium, Total	0.438J	0.423J	mg/kg	NC		20
Cadmium, Total	0.165J	0.168J	mg/kg	NC		20
Calcium, Total	2500	2350	mg/kg	6		20
Chromium, Total	10.3	10.0	mg/kg	3		20
Cobalt, Total	3.57	3.40	mg/kg	5		20
Copper, Total	11.0	10.9	mg/kg	1		20
Iron, Total	13500	12800	mg/kg	5		20
Lead, Total	42.6	39.5	mg/kg	8		20
Magnesium, Total	1790	1720	mg/kg	4		20
Manganese, Total	117	109	mg/kg	7		20
Nickel, Total	10.1	9.65	mg/kg	5		20
Potassium, Total	449	461	mg/kg	3		20
Selenium, Total	0.600J	0.382J	mg/kg	NC		20
Silver, Total	ND	ND	mg/kg	NC		20
Sodium, Total	58.3J	55.8J	mg/kg	NC		20

Lab Duplicate Analysis

Batch Quality Control

Project Name: AMHERST CENTRAL PARK SOUTH

Project Number: H22.009.003

Lab Number: L2376694

Report Date: 01/08/24

Parameter	Native Sample	Duplicate Sample	Units	RPD	RPD Limits
Total Metals - Mansfield Lab Associated sample(s): 01-13,16-19 QC Batch ID: WG1870090-4 QC Sample: L2376694-01 Client ID: SB-01-A					
Thallium, Total	ND	ND	mg/kg	NC	20
Vanadium, Total	18.3	17.7	mg/kg	3	20
Zinc, Total	59.5	57.3	mg/kg	4	20
Total Metals - Mansfield Lab Associated sample(s): 01-13,16-19 QC Batch ID: WG1870091-4 QC Sample: L2376641-01 Client ID: DUP Sample					
Mercury, Total	0.140	0.128	mg/kg	9	20

Lab Duplicate Analysis
Batch Quality Control

Project Name: AMHERST CENTRAL PARK SOUTH
Project Number: H22.009.003

Lab Number: L2376694
Report Date: 01/08/24

Parameter	Native Sample	Duplicate Sample	Units	RPD		RPD Limits
Total Metals - Mansfield Lab Associated sample(s): 15 QC Batch ID: WG1871529-4 QC Sample: L2400761-02 Client ID: DUP Sample						
Aluminum, Total	1630	2200	mg/kg	**30**	Q	20
Antimony, Total	ND	ND	mg/kg	NC		20
Arsenic, Total	4.53	11.1	mg/kg	**84**	Q	20
Barium, Total	23.4	25.1	mg/kg	7		20
Beryllium, Total	0.067J	0.094J	mg/kg	NC		20
Cadmium, Total	ND	ND	mg/kg	NC		20
Chromium, Total	6.44	9.85	mg/kg	**42**	Q	20
Cobalt, Total	2.32	3.09	mg/kg	**28**	Q	20
Iron, Total	5650	10600	mg/kg	**61**	Q	20
Lead, Total	4.48	5.84	mg/kg	**26**	Q	20
Magnesium, Total	40100	40800	mg/kg	2		20
Nickel, Total	6.66	9.11	mg/kg	**31**	Q	20
Potassium, Total	269	354	mg/kg	**27**	Q	20
Selenium, Total	0.475J	0.695J	mg/kg	NC		20
Silver, Total	ND	ND	mg/kg	NC		20
Sodium, Total	131J	142J	mg/kg	NC		20
Thallium, Total	0.588J	0.580J	mg/kg	NC		20
Vanadium, Total	8.08	15.0	mg/kg	**60**	Q	20
Zinc, Total	18.7	37.0	mg/kg	**66**	Q	20

Lab Duplicate Analysis

Batch Quality Control

Project Name: AMHERST CENTRAL PARK SOUTH

Project Number: H22.009.003

Lab Number: L2376694

Report Date: 01/08/24

Parameter	Native Sample	Duplicate Sample	Units	RPD		RPD Limits
Total Metals - Mansfield Lab Associated sample(s): 15 QC Batch ID: WG1871529-4 QC Sample: L2400761-02 Client ID: DUP Sample						
Copper, Total	7.50	10.1	mg/kg	**30**	Q	20
Manganese, Total	142	169	mg/kg	17		20
Total Metals - Mansfield Lab Associated sample(s): 15 QC Batch ID: WG1871529-4 QC Sample: L2400761-02 Client ID: DUP Sample						
Calcium, Total	104000	99000	mg/kg	5		20
Total Metals - Mansfield Lab Associated sample(s): 15 QC Batch ID: WG1871531-4 QC Sample: L2400761-02 Client ID: DUP Sample						
Mercury, Total	ND	ND	mg/kg	NC		20

Project Name: AMHERST CENTRAL PARK SOUTH
Project Number: H22.009.003

Lab Serial Dilution Analysis
Batch Quality Control

Lab Number: L2376694
Report Date: 01/08/24

Parameter	Native Sample	Serial Dilution	Units	% D	Qual	RPD Limits
Total Metals - Mansfield Lab Associated sample(s): 01-13,16-19 QC Batch ID: WG1870090-6 QC Sample: L2376694-01 Client ID: SB-01-A						
Aluminum, Total	9710	10500	mg/kg	8		20
Barium, Total	45.8	49.0	mg/kg	7		20
Calcium, Total	2500	2650	mg/kg	6		20
Iron, Total	13500	15100	mg/kg	12		20
Magnesium, Total	1790	1950	mg/kg	9		20
Manganese, Total	117	123	mg/kg	5		20
Total Metals - Mansfield Lab Associated sample(s): 14 QC Batch ID: WG1870367-6 QC Sample: L2376694-14 Client ID: SB-19-B						
Aluminum, Total	9600	9660	mg/kg	1		20
Barium, Total	54.4	55.0	mg/kg	1		20
Calcium, Total	3340	3420	mg/kg	2		20
Chromium, Total	117	114	mg/kg	3		20
Iron, Total	12600	13400	mg/kg	6		20
Magnesium, Total	1380	1360	mg/kg	1		20
Manganese, Total	121	122	mg/kg	1		20

INORGANICS
&
MISCELLANEOUS

Project Name: AMHERST CENTRAL PARK SOUTH
Project Number: H22.009.003
Lab Number: L2376694
Report Date: 01/08/24

SAMPLE RESULTS

Lab ID: L2376694-01
Client ID: SB-01-A
Sample Location: Not Specified
Sample Depth:
Matrix: Soil

Date Collected: 12/29/23 08:25
Date Received: 12/29/23
Field Prep: Not Specified

Parameter	Result	Qualifier	Units	RL	MDL	Dilution Factor	Date Prepared	Date Analyzed	Analytical Method	Analyst
General Chemistry - Westborough Lab										
Solids, Total	69.1		%	0.100	NA	1	-	12/30/23 09:55	121,2540G	ROI
Cyanide, Total	ND		mg/kg	1.4	0.30	1	01/05/24 02:25	01/05/24 12:40	1,9010C/9012B	JER

Project Name: AMHERST CENTRAL PARK SOUTH
Project Number: H22.009.003
Lab Number: L2376694
Report Date: 01/08/24

SAMPLE RESULTS

Lab ID: L2376694-02
Client ID: SB-01-B
Sample Location: Not Specified
Sample Depth:
Matrix: Soil

Date Collected: 12/29/23 08:25
Date Received: 12/29/23
Field Prep: Not Specified

Parameter	Result	Qualifier	Units	RL	MDL	Dilution Factor	Date Prepared	Date Analyzed	Analytical Method	Analyst
General Chemistry - Westborough Lab										
Solids, Total	65.7		%	0.100	NA	1	-	12/30/23 09:55	121,2540G	ROI
Cyanide, Total	ND		mg/kg	1.5	0.32	1	01/05/24 02:25	01/05/24 12:41	1,9010C/9012B	JER

Project Name: AMHERST CENTRAL PARK SOUTH
Project Number: H22.009.003
Lab Number: L2376694
Report Date: 01/08/24

SAMPLE RESULTS

Lab ID: L2376694-03
Client ID: SB-1A-A
Sample Location: Not Specified
Sample Depth:
Matrix: Soil

Date Collected: 12/29/23 08:30
Date Received: 12/29/23
Field Prep: Not Specified

Parameter	Result	Qualifier	Units	RL	MDL	Dilution Factor	Date Prepared	Date Analyzed	Analytical Method	Analyst
General Chemistry - Westborough Lab										
Solids, Total	54.6		%	0.100	NA	1	-	12/30/23 09:55	121,2540G	ROI
Cyanide, Total	ND		mg/kg	1.7	0.36	1	01/05/24 02:25	01/05/24 12:42	1,9010C/9012B	JER

Project Name: AMHERST CENTRAL PARK SOUTH
Project Number: H22.009.003
Lab Number: L2376694
Report Date: 01/08/24

SAMPLE RESULTS

Lab ID: L2376694-04
Client ID: SB-1A-B
Sample Location: Not Specified
Sample Depth:
Matrix: Soil

Date Collected: 12/29/23 08:30
Date Received: 12/29/23
Field Prep: Not Specified

Parameter	Result	Qualifier	Units	RL	MDL	Dilution Factor	Date Prepared	Date Analyzed	Analytical Method	Analyst
General Chemistry - Westborough Lab										
Solids, Total	70.0		%	0.100	NA	1	-	12/30/23 09:55	121,2540G	ROI
Cyanide, Total	ND		mg/kg	1.4	0.30	1	01/05/24 02:25	01/05/24 12:43	1,9010C/9012B	JER

Project Name: AMHERST CENTRAL PARK SOUTH
Project Number: H22.009.003
Lab Number: L2376694
Report Date: 01/08/24

SAMPLE RESULTS

Lab ID: L2376694-05
Client ID: SB-08-A
Sample Location: Not Specified
Sample Depth:
Matrix: Soil

Date Collected: 12/29/23 08:35
Date Received: 12/29/23
Field Prep: Not Specified

Parameter	Result	Qualifier	Units	RL	MDL	Dilution Factor	Date Prepared	Date Analyzed	Analytical Method	Analyst
General Chemistry - Westborough Lab										
Solids, Total	67.2		%	0.100	NA	1	-	12/30/23 09:55	121,2540G	ROI
Cyanide, Total	ND		mg/kg	1.4	0.29	1	01/05/24 02:25	01/05/24 12:46	1,9010C/9012B	JER

Project Name: AMHERST CENTRAL PARK SOUTH
Project Number: H22.009.003
Lab Number: L2376694
Report Date: 01/08/24

SAMPLE RESULTS

Lab ID: L2376694-06
Client ID: SB-08-B
Sample Location: Not Specified
Sample Depth:
Matrix: Soil

Date Collected: 12/29/23 08:35
Date Received: 12/29/23
Field Prep: Not Specified

Parameter	Result	Qualifier	Units	RL	MDL	Dilution Factor	Date Prepared	Date Analyzed	Analytical Method	Analyst
General Chemistry - Westborough Lab										
Solids, Total	65.0		%	0.100	NA	1	-	12/30/23 09:55	121,2540G	ROI
Cyanide, Total	ND		mg/kg	1.4	0.30	1	01/03/24 19:10	01/04/24 13:32	1,9010C/9012B	JER
Chromium, Hexavalent	0.338	J	mg/kg	1.23	0.246	1	01/03/24 23:09	01/04/24 11:12	1,7196A	RDS

Project Name: AMHERST CENTRAL PARK SOUTH
Project Number: H22.009.003
Lab Number: L2376694
Report Date: 01/08/24

SAMPLE RESULTS

Lab ID: L2376694-07
Client ID: SS-01
Sample Location: Not Specified
Sample Depth:
Matrix: Soil

Date Collected: 12/29/23 09:30
Date Received: 12/29/23
Field Prep: Not Specified

Parameter	Result	Qualifier	Units	RL	MDL	Dilution Factor	Date Prepared	Date Analyzed	Analytical Method	Analyst
General Chemistry - Westborough Lab										
Solids, Total	79.4		%	0.100	NA	1	-	12/30/23 09:55	121,2540G	ROI
Cyanide, Total	ND		mg/kg	1.2	0.25	1	01/03/24 19:10	01/04/24 13:35	1,9010C/9012B	JER
Chromium, Hexavalent	ND		mg/kg	1.01	0.202	1	01/03/24 23:09	01/04/24 11:12	1,7196A	RDS

Project Name: AMHERST CENTRAL PARK SOUTH
Project Number: H22.009.003
Lab Number: L2376694
Report Date: 01/08/24

SAMPLE RESULTS

Lab ID: L2376694-08
Client ID: SB-16-A
Sample Location: Not Specified
Sample Depth:
Matrix: Soil

Date Collected: 12/29/23 08:50
Date Received: 12/29/23
Field Prep: Not Specified

Parameter	Result	Qualifier	Units	RL	MDL	Dilution Factor	Date Prepared	Date Analyzed	Analytical Method	Analyst
General Chemistry - Westborough Lab										
Solids, Total	67.9		%	0.100	NA	1	-	12/30/23 09:55	121,2540G	ROI
Cyanide, Total	ND		mg/kg	1.3	0.28	1	01/03/24 19:10	01/04/24 13:36	1,9010C/9012B	JER

Project Name: AMHERST CENTRAL PARK SOUTH
Project Number: H22.009.003
Lab Number: L2376694
Report Date: 01/08/24

SAMPLE RESULTS

Lab ID: L2376694-09
Client ID: SB-16-B
Sample Location: Not Specified
Sample Depth:
Matrix: Soil

Date Collected: 12/29/23 08:50
Date Received: 12/29/23
Field Prep: Not Specified

Parameter	Result	Qualifier	Units	RL	MDL	Dilution Factor	Date Prepared	Date Analyzed	Analytical Method	Analyst
General Chemistry - Westborough Lab										
Solids, Total	73.0		%	0.100	NA	1	-	12/30/23 09:55	121,2540G	ROI
Cyanide, Total	ND		mg/kg	1.3	0.28	1	01/03/24 19:10	01/04/24 13:37	1,9010C/9012B	JER

Project Name: AMHERST CENTRAL PARK SOUTH
Project Number: H22.009.003
Lab Number: L2376694
Report Date: 01/08/24

SAMPLE RESULTS

Lab ID: L2376694-10
Client ID: SB-17-A
Sample Location: Not Specified
Sample Depth:
Matrix: Soil

Date Collected: 12/29/23 08:45
Date Received: 12/29/23
Field Prep: Not Specified

Parameter	Result	Qualifier	Units	RL	MDL	Dilution Factor	Date Prepared	Date Analyzed	Analytical Method	Analyst
General Chemistry - Westborough Lab										
Solids, Total	64.8		%	0.100	NA	1	-	12/30/23 09:55	121,2540G	ROI
Cyanide, Total	ND		mg/kg	1.5	0.31	1	01/03/24 19:10	01/04/24 13:38	1,9010C/9012B	JER

Project Name: AMHERST CENTRAL PARK SOUTH
Project Number: H22.009.003
Lab Number: L2376694
Report Date: 01/08/24

SAMPLE RESULTS

Lab ID: L2376694-11
Client ID: SB-17-B
Sample Location: Not Specified
Sample Depth:
Matrix: Soil

Date Collected: 12/29/23 08:45
Date Received: 12/29/23
Field Prep: Not Specified

Parameter	Result	Qualifier	Units	RL	MDL	Dilution Factor	Date Prepared	Date Analyzed	Analytical Method	Analyst
General Chemistry - Westborough Lab										
Solids, Total	75.7		%	0.100	NA	1	-	12/30/23 09:55	121,2540G	ROI
Cyanide, Total	ND		mg/kg	1.3	0.27	1	01/03/24 19:10	01/04/24 13:39	1,9010C/9012B	JER

Project Name: AMHERST CENTRAL PARK SOUTH
Project Number: H22.009.003
Lab Number: L2376694
Report Date: 01/08/24

SAMPLE RESULTS

Lab ID: L2376694-12
Client ID: SB-18-A
Sample Location: Not Specified
Sample Depth:
Matrix: Soil

Date Collected: 12/29/23 08:40
Date Received: 12/29/23
Field Prep: Not Specified

Parameter	Result	Qualifier	Units	RL	MDL	Dilution Factor	Date Prepared	Date Analyzed	Analytical Method	Analyst
General Chemistry - Westborough Lab										
Solids, Total	63.7		%	0.100	NA	1	-	12/30/23 09:55	121,2540G	ROI
Cyanide, Total	ND		mg/kg	1.5	0.33	1	01/03/24 19:10	01/04/24 13:40	1,9010C/9012B	JER

Project Name: AMHERST CENTRAL PARK SOUTH
Project Number: H22.009.003
Lab Number: L2376694
Report Date: 01/08/24

SAMPLE RESULTS

Lab ID: L2376694-13
Client ID: SB-18-B
Sample Location: Not Specified
Sample Depth:
Matrix: Soil

Date Collected: 12/29/23 08:40
Date Received: 12/29/23
Field Prep: Not Specified

Parameter	Result	Qualifier	Units	RL	MDL	Dilution Factor	Date Prepared	Date Analyzed	Analytical Method	Analyst
General Chemistry - Westborough Lab										
Solids, Total	61.0		%	0.100	NA	1	-	12/30/23 09:55	121,2540G	ROI
Cyanide, Total	ND		mg/kg	1.5	0.33	1	01/03/24 19:10	01/04/24 13:41	1,9010C/9012B	JER
Chromium, Hexavalent	ND		mg/kg	1.31	0.262	1	01/03/24 23:09	01/04/24 11:12	1,7196A	RDS

Project Name: AMHERST CENTRAL PARK SOUTH
Project Number: H22.009.003
Lab Number: L2376694
Report Date: 01/08/24

SAMPLE RESULTS

Lab ID: L2376694-14
Client ID: SB-19-B
Sample Location: Not Specified
Sample Depth:
Matrix: Soil

Date Collected: 12/29/23 08:55
Date Received: 12/29/23
Field Prep: Not Specified

Parameter	Result	Qualifier	Units	RL	MDL	Dilution Factor	Date Prepared	Date Analyzed	Analytical Method	Analyst
General Chemistry - Westborough Lab										
Solids, Total	63.5		%	0.100	NA	1	-	01/02/24 17:37	121,2540G	JAC
Cyanide, Total	ND		mg/kg	1.5	0.31	1	01/03/24 19:10	01/04/24 13:42	1,9010C/9012B	JER
Chromium, Hexavalent	ND		mg/kg	1.26	0.252	1	01/03/24 23:09	01/04/24 11:12	1,7196A	RDS

Project Name: AMHERST CENTRAL PARK SOUTH
Project Number: H22.009.003
Lab Number: L2376694
Report Date: 01/08/24

SAMPLE RESULTS

Lab ID: L2376694-15
Client ID: SB-19-A
Sample Location: Not Specified
Sample Depth:
Matrix: Soil

Date Collected: 12/29/23 08:55
Date Received: 12/29/23
Field Prep: Not Specified

Parameter	Result	Qualifier	Units	RL	MDL	Dilution Factor	Date Prepared	Date Analyzed	Analytical Method	Analyst
General Chemistry - Westborough Lab										
Solids, Total	68.7		%	0.100	NA	1	-	01/05/24 21:48	121,2540G	WJM
Cyanide, Total	ND		mg/kg	1.4	0.29	1	01/06/24 17:40	01/08/24 11:44	1,9010C/9012B	JER

Project Name: AMHERST CENTRAL PARK SOUTH
Project Number: H22.009.003
Lab Number: L2376694
Report Date: 01/08/24

SAMPLE RESULTS

Lab ID: L2376694-16
Client ID: SB-20-A
Sample Location: Not Specified
Sample Depth:
Matrix: Soil

Date Collected: 12/29/23 09:05
Date Received: 12/29/23
Field Prep: Not Specified

Parameter	Result	Qualifier	Units	RL	MDL	Dilution Factor	Date Prepared	Date Analyzed	Analytical Method	Analyst
General Chemistry - Westborough Lab										
Solids, Total	61.3		%	0.100	NA	1	-	12/30/23 09:55	121,2540G	ROI
Cyanide, Total	ND		mg/kg	1.6	0.34	1	01/03/24 19:10	01/04/24 14:07	1,9010C/9012B	JER

Project Name: AMHERST CENTRAL PARK SOUTH
Project Number: H22.009.003

Lab Number: L2376694
Report Date: 01/08/24

SAMPLE RESULTS

Lab ID: L2376694-17
Client ID: SB-20-B
Sample Location: Not Specified

Date Collected: 12/29/23 09:05
Date Received: 12/29/23
Field Prep: Not Specified

Sample Depth:
Matrix: Soil

Parameter	Result	Qualifier	Units	RL	MDL	Dilution Factor	Date Prepared	Date Analyzed	Analytical Method	Analyst
General Chemistry - Westborough Lab										
Solids, Total	65.3		%	0.100	NA	1	-	12/30/23 09:55	121,2540G	ROI
Cyanide, Total	ND		mg/kg	1.4	0.30	1	01/03/24 19:10	01/04/24 14:08	1,9010C/9012B	JER

Project Name: AMHERST CENTRAL PARK SOUTH
Project Number: H22.009.003
Lab Number: L2376694
Report Date: 01/08/24

SAMPLE RESULTS

Lab ID: L2376694-18
Client ID: SB-21-A
Sample Location: Not Specified
Sample Depth:
Matrix: Soil

Date Collected: 12/29/23 09:00
Date Received: 12/29/23
Field Prep: Not Specified

Parameter	Result	Qualifier	Units	RL	MDL	Dilution Factor	Date Prepared	Date Analyzed	Analytical Method	Analyst
General Chemistry - Westborough Lab										
Solids, Total	64.6		%	0.100	NA	1	-	12/30/23 09:55	121,2540G	ROI
Cyanide, Total	ND		mg/kg	1.4	0.31	1	01/03/24 19:10	01/04/24 14:11	1,9010C/9012B	JER

Project Name: AMHERST CENTRAL PARK SOUTH
Project Number: H22.009.003
Lab Number: L2376694
Report Date: 01/08/24

SAMPLE RESULTS

Lab ID: L2376694-19
Client ID: SB-21-B
Sample Location: Not Specified
Sample Depth:
Matrix: Soil

Date Collected: 12/29/23 09:00
Date Received: 12/29/23
Field Prep: Not Specified

Parameter	Result	Qualifier	Units	RL	MDL	Dilution Factor	Date Prepared	Date Analyzed	Analytical Method	Analyst
General Chemistry - Westborough Lab										
Solids, Total	71.6		%	0.100	NA	1	-	12/30/23 09:55	121,2540G	ROI
Cyanide, Total	ND		mg/kg	1.3	0.27	1	01/03/24 19:10	01/04/24 14:12	1,9010C/9012B	JER

Project Name: AMHERST CENTRAL PARK SOUTH **Lab Number:** L2376694

Project Number: H22.009.003 **Report Date:** 01/08/24

Method Blank Analysis
Batch Quality Control

Parameter	Result	Qualifier	Units	RL	MDL	Dilution Factor	Date Prepared	Date Analyzed	Analytical Method	Analyst
General Chemistry - Westborough Lab for sample(s): 06-14,16 Batch: WG1870712-1										
Cyanide, Total	ND		mg/kg	0.92	0.20	1	01/03/24 19:10	01/04/24 13:28	1,9010C/9012B	JER
General Chemistry - Westborough Lab for sample(s): 17-19 Batch: WG1870713-1										
Cyanide, Total	ND		mg/kg	0.92	0.20	1	01/03/24 19:10	01/04/24 13:28	1,9010C/9012B	JER
General Chemistry - Westborough Lab for sample(s): 06-07,13-14 Batch: WG1870765-1										
Chromium, Hexavalent	ND		mg/kg	0.800	0.160	1	01/03/24 23:09	01/04/24 11:12	1,7196A	RDS
General Chemistry - Westborough Lab for sample(s): 01-03 Batch: WG1871229-1										
Cyanide, Total	ND		mg/kg	0.92	0.20	1	01/05/24 02:25	01/05/24 12:25	1,9010C/9012B	JER
General Chemistry - Westborough Lab for sample(s): 04-05 Batch: WG1871231-1										
Cyanide, Total	ND		mg/kg	0.92	0.20	1	01/05/24 02:25	01/05/24 12:25	1,9010C/9012B	JER
General Chemistry - Westborough Lab for sample(s): 15 Batch: WG1871708-1										
Cyanide, Total	ND		mg/kg	0.85	0.18	1	01/06/24 17:40	01/08/24 11:40	1,9010C/9012B	JER

Lab Control Sample Analysis

Batch Quality Control

Project Name: AMHERST CENTRAL PARK SOUTH

Project Number: H22.009.003

Lab Number: L2376694

Report Date: 01/08/24

Parameter	LCS %Recovery	Qual	LCSD %Recovery	Qual	%Recovery Limits	RPD	Qual	RPD Limits
General Chemistry - Westborough Lab Associated sample(s): 06-14,16 Batch: WG1870712-2 WG1870712-3								
Cyanide, Total	96		86		80-120	13		35
General Chemistry - Westborough Lab Associated sample(s): 17-19 Batch: WG1870713-2 WG1870713-3								
Cyanide, Total	96		86		80-120	13		35
General Chemistry - Westborough Lab Associated sample(s): 06-07,13-14 Batch: WG1870765-2								
Chromium, Hexavalent	**70**	Q	-		80-120	-		20
General Chemistry - Westborough Lab Associated sample(s): 01-03 Batch: WG1871229-2 WG1871229-3								
Cyanide, Total	81		101		80-120	11		35
General Chemistry - Westborough Lab Associated sample(s): 04-05 Batch: WG1871231-2 WG1871231-3								
Cyanide, Total	81		101		80-120	11		35
General Chemistry - Westborough Lab Associated sample(s): 15 Batch: WG1871708-2 WG1871708-3								
Cyanide, Total	**60**	Q	**70**	Q	80-120	17		35

Matrix Spike Analysis
Batch Quality Control

Project Name: AMHERST CENTRAL PARK SOUTH
Project Number: H22.009.003

Lab Number: L2376694
Report Date: 01/08/24

Parameter	Native Sample	MS Added	MS Found	MS %Recovery	Qual	MSD Found	MSD %Recovery	Qual	Recovery Limits	RPD	Qual	RPD Limits
General Chemistry - Westborough Lab Associated sample(s): 06-14,16 QC Batch ID: WG1870712-4 WG1870712-5 QC Sample: L2376694-14 Client ID: SB-19-B												
Cyanide, Total	ND	15	14	92		13	87		75-125	7		35
General Chemistry - Westborough Lab Associated sample(s): 17-19 QC Batch ID: WG1870713-4 WG1870713-5 QC Sample: L2376694-17 Client ID: SB-20-B												
Cyanide, Total	ND	14	13	92		15	100		75-125	14		35
General Chemistry - Westborough Lab Associated sample(s): 06-07,13-14 QC Batch ID: WG1870765-4 WG1870765-5 QC Sample: L2376694-14 Client ID: SB-19-B												
Chromium, Hexavalent	ND	1750	914	**52**	Q	686	**51**	Q	75-125	1		20
General Chemistry - Westborough Lab Associated sample(s): 01-03 QC Batch ID: WG1871229-4 WG1871229-5 QC Sample: L2376603-04 Client ID: MS Sample												
Cyanide, Total	0.85J	11	9.3	76		12	98		75-125	25		35
General Chemistry - Westborough Lab Associated sample(s): 04-05 QC Batch ID: WG1871231-4 WG1871231-5 QC Sample: L2376698-01 Client ID: MS Sample												
Cyanide, Total	ND	11	5.0	**45**	Q	11	97		75-125	**75**	Q	35
General Chemistry - Westborough Lab Associated sample(s): 15 QC Batch ID: WG1871708-4 WG1871708-5 QC Sample: L2400510-01 Client ID: MS Sample												
Cyanide, Total	ND	10	11	100		9.9	94		75-125	11		35

Lab Duplicate Analysis

Batch Quality Control

Project Name: AMHERST CENTRAL PARK SOUTH

Project Number: H22.009.003

Lab Number: L2376694

Report Date: 01/08/24

Parameter	Native Sample	Duplicate Sample	Units	RPD	Qual	RPD Limits
General Chemistry - Westborough Lab Associated sample(s): 01-13,16-19 QC Batch ID: WG1869683-1 QC Sample: L2376694-01 Client ID: SB-01-A						
Solids, Total	69.1	69.1	%	0		20
General Chemistry - Westborough Lab Associated sample(s): 14 QC Batch ID: WG1870281-1 QC Sample: L2376694-14 Client ID: SB-19-B						
Solids, Total	63.5	63.0	%	1		20
General Chemistry - Westborough Lab Associated sample(s): 06-07,13-14 QC Batch ID: WG1870765-7 QC Sample: L2376694-14 Client ID: SB-19-B						
Chromium, Hexavalent	ND	ND	mg/kg	NC		20
General Chemistry - Westborough Lab Associated sample(s): 15 QC Batch ID: WG1871593-1 QC Sample: L2376694-15 Client ID: SB-19-A						
Solids, Total	68.7	69.1	%	1		20

Project Name: AMHERST CENTRAL PARK SOUTH
Project Number: H22.009.003

Lab Number: L2376694
Report Date: 01/08/24

Sample Receipt and Container Information

Were project specific reporting limits specified? YES

Cooler Information

Cooler	Custody Seal
A	Absent

Container Information

Container ID	Container Type	Cooler	Initial pH	Final pH	Temp deg C	Pres	Seal	Frozen Date/Time	Analysis(*)
L2376694-01A	Plastic 2oz unpreserved for TS	A	NA		4.5	Y	Absent		TS(7)
L2376694-01B	Metals Only-Glass 60mL/2oz unpreserved	A	NA		4.5	Y	Absent		BE-TI(180),AS-TI(180),BA-TI(180),AG-TI(180),AL-TI(180),CR-TI(180),NI-TI(180),TL-TI(180),CU-TI(180),PB-TI(180),SB-TI(180),SE-TI(180),ZN-TI(180),CO-TI(180),V-TI(180),FE-TI(180),HG-T(28),MG-TI(180),MN-TI(180),CA-TI(180),CD-TI(180),K-TI(180),NA-TI(180)
L2376694-01C	Glass 60mL/2oz unpreserved	A	NA		4.5	Y	Absent		TCN-9010(14)
L2376694-02A	Plastic 2oz unpreserved for TS	A	NA		4.5	Y	Absent		TS(7)
L2376694-02B	Metals Only-Glass 60mL/2oz unpreserved	A	NA		4.5	Y	Absent		BE-TI(180),AS-TI(180),BA-TI(180),AG-TI(180),AL-TI(180),CR-TI(180),NI-TI(180),TL-TI(180),CU-TI(180),PB-TI(180),SB-TI(180),SE-TI(180),ZN-TI(180),CO-TI(180),V-TI(180),FE-TI(180),HG-T(28),MG-TI(180),MN-TI(180),CA-TI(180),CD-TI(180),K-TI(180),NA-TI(180)
L2376694-02C	Glass 60mL/2oz unpreserved	A	NA		4.5	Y	Absent		TCN-9010(14)
L2376694-03A	Plastic 2oz unpreserved for TS	A	NA		4.5	Y	Absent		TS(7)
L2376694-03B	Metals Only-Glass 60mL/2oz unpreserved	A	NA		4.5	Y	Absent		BE-TI(180),AS-TI(180),BA-TI(180),AG-TI(180),AL-TI(180),CR-TI(180),NI-TI(180),TL-TI(180),CU-TI(180),PB-TI(180),SB-TI(180),SE-TI(180),ZN-TI(180),CO-TI(180),V-TI(180),FE-TI(180),HG-T(28),MG-TI(180),MN-TI(180),CA-TI(180),CD-TI(180),K-TI(180),NA-TI(180)
L2376694-03C	Glass 60mL/2oz unpreserved	A	NA		4.5	Y	Absent		TCN-9010(14)
L2376694-04A	Plastic 2oz unpreserved for TS	A	NA		4.5	Y	Absent		TS(7)
L2376694-04B	Metals Only-Glass 60mL/2oz unpreserved	A	NA		4.5	Y	Absent		BE-TI(180),AS-TI(180),BA-TI(180),AG-TI(180),AL-TI(180),CR-TI(180),NI-TI(180),TL-TI(180),CU-TI(180),PB-TI(180),SB-TI(180),SE-TI(180),ZN-TI(180),CO-TI(180),V-TI(180),FE-TI(180),HG-T(28),MG-TI(180),MN-TI(180),CA-TI(180),CD-TI(180),K-TI(180),NA-TI(180)
L2376694-04C	Glass 60mL/2oz unpreserved	A	NA		4.5	Y	Absent		TCN-9010(14)
L2376694-05A	Plastic 2oz unpreserved for TS	A	NA		4.5	Y	Absent		TS(7)

*Values in parentheses indicate holding time in days

Container Information

Container ID	Container Type	Cooler	Initial pH	Final pH	Temp deg C	Pres	Seal	Frozen Date/Time	Analysis(*)
L2376694-05B	Metals Only-Glass 60mL/2oz unpreserved	A	NA		4.5	Y	Absent		BE-TI(180),AS-TI(180),BA-TI(180),AG-TI(180),AL-TI(180),CR-TI(180),NI-TI(180),TL-TI(180),CU-TI(180),PB-TI(180),SB-TI(180),SE-TI(180),ZN-TI(180),CO-TI(180),V-TI(180),FE-TI(180),HG-T(28),MG-TI(180),MN-TI(180),CA-TI(180),CD-TI(180),K-TI(180),NA-TI(180)
L2376694-05C	Glass 60mL/2oz unpreserved	A	NA		4.5	Y	Absent		TCN-9010(14)
L2376694-06A	Plastic 2oz unpreserved for TS	A	NA		4.5	Y	Absent		TS(7)
L2376694-06B	Metals Only-Glass 60mL/2oz unpreserved	A	NA		4.5	Y	Absent		BE-TI(180),AS-TI(180),BA-TI(180),AG-TI(180),AL-TI(180),CR-TI(180),NI-TI(180),TL-TI(180),CU-TI(180),PB-TI(180),SB-TI(180),SE-TI(180),ZN-TI(180),CO-TI(180),V-TI(180),FE-TI(180),HG-T(28),MG-TI(180),MN-TI(180),CA-TI(180),CD-TI(180),K-TI(180),NA-TI(180)
L2376694-06C	Glass 60mL/2oz unpreserved	A	NA		4.5	Y	Absent		TCN-9010(14)
L2376694-06D	Glass 120ml/4oz unpreserved	A	NA		4.5	Y	Absent		HEXCR-7196(30)
L2376694-07A	Plastic 2oz unpreserved for TS	A	NA		4.5	Y	Absent		TS(7)
L2376694-07B	Metals Only-Glass 60mL/2oz unpreserved	A	NA		4.5	Y	Absent		BE-TI(180),AS-TI(180),BA-TI(180),AG-TI(180),AL-TI(180),CR-TI(180),NI-TI(180),TL-TI(180),CU-TI(180),PB-TI(180),SB-TI(180),SE-TI(180),ZN-TI(180),CO-TI(180),V-TI(180),FE-TI(180),HG-T(28),MG-TI(180),MN-TI(180),CA-TI(180),CD-TI(180),K-TI(180),NA-TI(180)
L2376694-07C	Glass 60mL/2oz unpreserved	A	NA		4.5	Y	Absent		TCN-9010(14)
L2376694-07D	Glass 120ml/4oz unpreserved	A	NA		4.5	Y	Absent		HEXCR-7196(30)
L2376694-08A	Plastic 2oz unpreserved for TS	A	NA		4.5	Y	Absent		TS(7)
L2376694-08B	Metals Only-Glass 60mL/2oz unpreserved	A	NA		4.5	Y	Absent		BE-TI(180),AS-TI(180),BA-TI(180),AG-TI(180),AL-TI(180),CR-TI(180),NI-TI(180),TL-TI(180),CU-TI(180),PB-TI(180),SB-TI(180),SE-TI(180),ZN-TI(180),CO-TI(180),V-TI(180),FE-TI(180),HG-T(28),MG-TI(180),MN-TI(180),CA-TI(180),CD-TI(180),K-TI(180),NA-TI(180)
L2376694-08C	Glass 60mL/2oz unpreserved	A	NA		4.5	Y	Absent		TCN-9010(14)
L2376694-09A	Plastic 2oz unpreserved for TS	A	NA		4.5	Y	Absent		TS(7)
L2376694-09B	Metals Only-Glass 60mL/2oz unpreserved	A	NA		4.5	Y	Absent		BE-TI(180),AS-TI(180),BA-TI(180),AG-TI(180),AL-TI(180),CR-TI(180),NI-TI(180),TL-TI(180),CU-TI(180),PB-TI(180),SB-TI(180),SE-TI(180),ZN-TI(180),CO-TI(180),V-TI(180),FE-TI(180),HG-T(28),MG-TI(180),MN-TI(180),CA-TI(180),CD-TI(180),K-TI(180),NA-TI(180)
L2376694-09C	Glass 60mL/2oz unpreserved	A	NA		4.5	Y	Absent		TCN-9010(14)

*Values in parentheses indicate holding time in days

Container Information

Container ID	Container Type	Cooler	Initial pH	Final pH	Temp deg C	Pres	Seal	Frozen Date/Time	Analysis(*)
L2376694-10A	Plastic 2oz unpreserved for TS	A	NA		4.5	Y	Absent		TS(7)
L2376694-10B	Metals Only-Glass 60mL/2oz unpreserved	A	NA		4.5	Y	Absent		BE-TI(180),AS-TI(180),BA-TI(180),AG-TI(180),AL-TI(180),CR-TI(180),NI-TI(180),TL-TI(180),CU-TI(180),PB-TI(180),SB-TI(180),SE-TI(180),ZN-TI(180),CO-TI(180),V-TI(180),FE-TI(180),HG-T(28),MG-TI(180),MN-TI(180),CA-TI(180),CD-TI(180),K-TI(180),NA-TI(180)
L2376694-10C	Glass 60mL/2oz unpreserved	A	NA		4.5	Y	Absent		TCN-9010(14)
L2376694-11A	Plastic 2oz unpreserved for TS	A	NA		4.5	Y	Absent		TS(7)
L2376694-11B	Metals Only-Glass 60mL/2oz unpreserved	A	NA		4.5	Y	Absent		BE-TI(180),AS-TI(180),BA-TI(180),AG-TI(180),AL-TI(180),CR-TI(180),NI-TI(180),TL-TI(180),CU-TI(180),PB-TI(180),SB-TI(180),SE-TI(180),ZN-TI(180),CO-TI(180),V-TI(180),FE-TI(180),HG-T(28),MG-TI(180),MN-TI(180),CA-TI(180),CD-TI(180),K-TI(180),NA-TI(180)
L2376694-11C	Glass 60mL/2oz unpreserved	A	NA		4.5	Y	Absent		TCN-9010(14)
L2376694-12A	Plastic 2oz unpreserved for TS	A	NA		4.5	Y	Absent		TS(7)
L2376694-12B	Metals Only-Glass 60mL/2oz unpreserved	A	NA		4.5	Y	Absent		BE-TI(180),AS-TI(180),BA-TI(180),AG-TI(180),AL-TI(180),CR-TI(180),NI-TI(180),TL-TI(180),CU-TI(180),PB-TI(180),SB-TI(180),SE-TI(180),ZN-TI(180),CO-TI(180),V-TI(180),FE-TI(180),HG-T(28),MG-TI(180),MN-TI(180),CA-TI(180),CD-TI(180),K-TI(180),NA-TI(180)
L2376694-12C	Glass 60mL/2oz unpreserved	A	NA		4.5	Y	Absent		TCN-9010(14)
L2376694-13A	Plastic 2oz unpreserved for TS	A	NA		4.5	Y	Absent		TS(7)
L2376694-13B	Metals Only-Glass 60mL/2oz unpreserved	A	NA		4.5	Y	Absent		BE-TI(180),AS-TI(180),BA-TI(180),AG-TI(180),AL-TI(180),CR-TI(180),NI-TI(180),TL-TI(180),CU-TI(180),PB-TI(180),SB-TI(180),SE-TI(180),ZN-TI(180),CO-TI(180),V-TI(180),FE-TI(180),HG-T(28),MG-TI(180),MN-TI(180),CA-TI(180),CD-TI(180),K-TI(180),NA-TI(180)
L2376694-13C	Glass 60mL/2oz unpreserved	A	NA		4.5	Y	Absent		TCN-9010(14)
L2376694-13D	Glass 120ml/4oz unpreserved	A	NA		4.5	Y	Absent		HEXCR-7196(30)
L2376694-14A	Plastic 2oz unpreserved for TS	A	NA		4.5	Y	Absent		TCN-9010(14),TS(7),HEXCR-7196(30)
L2376694-14A1	Plastic 2oz unpreserved for TS	A	NA		4.5	Y	Absent		TCN-9010(14),TS(7),HEXCR-7196(30)
L2376694-14B	Glass 60mL/2oz unpreserved	A	NA		4.5	Y	Absent		BE-TI(180),AS-TI(180),BA-TI(180),AG-TI(180),AL-TI(180),CR-TI(180),NI-TI(180),TL-TI(180),CU-TI(180),PB-TI(180),SB-TI(180),SE-TI(180),ZN-TI(180),CO-TI(180),V-TI(180),FE-TI(180),HG-T(28),MG-TI(180),MN-TI(180),CA-TI(180),CD-TI(180),K-TI(180),NA-TI(180)

*Values in parentheses indicate holding time in days

Container Information

Container ID	Container Type	Cooler	Initial pH	Final pH	Temp deg C	Pres	Seal	Frozen Date/Time	Analysis(*)
L2376694-14B1	Glass 60mL/2oz unpreserved	A	NA		4.5	Y	Absent		BE-TI(180),AS-TI(180),BA-TI(180),AG-TI(180),AL-TI(180),CR-TI(180),NI-TI(180),TL-TI(180),CU-TI(180),PB-TI(180),SB-TI(180),SE-TI(180),ZN-TI(180),CO-TI(180),V-TI(180),FE-TI(180),HG-T(28),MG-TI(180),MN-TI(180),CA-TI(180),CD-TI(180),K-TI(180),NA-TI(180)
L2376694-14C	Glass 60mL/2oz unpreserved	A	NA		4.5	Y	Absent		TCN-9010(14),TS(7),HEXCR-7196(30)
L2376694-14C1	Glass 60mL/2oz unpreserved	A	NA		4.5	Y	Absent		TCN-9010(14),TS(7),HEXCR-7196(30)
L2376694-15A	Plastic 2oz unpreserved for TS	A	NA		4.5	Y	Absent		TCN-9010(14)
L2376694-15A1	Plastic 2oz unpreserved for TS	A	NA		4.5	Y	Absent		TCN-9010(14)
L2376694-15B	Glass 60mL/2oz unpreserved	A	NA		4.5	Y	Absent		BE-TI(180),AS-TI(180),BA-TI(180),AG-TI(180),AL-TI(180),CR-TI(180),NI-TI(180),TL-TI(180),CU-TI(180),PB-TI(180),SB-TI(180),SE-TI(180),ZN-TI(180),CO-TI(180),V-TI(180),FE-TI(180),HG-T(28),MG-TI(180),MN-TI(180),CA-TI(180),CD-TI(180),K-TI(180),NA-TI(180)
L2376694-15B1	Glass 60mL/2oz unpreserved	A	NA		4.5	Y	Absent		BE-TI(180),AS-TI(180),BA-TI(180),AG-TI(180),AL-TI(180),CR-TI(180),NI-TI(180),TL-TI(180),CU-TI(180),PB-TI(180),SB-TI(180),SE-TI(180),ZN-TI(180),CO-TI(180),V-TI(180),FE-TI(180),HG-T(28),MG-TI(180),MN-TI(180),CA-TI(180),CD-TI(180),K-TI(180),NA-TI(180)
L2376694-15C	Glass 60mL/2oz unpreserved	A	NA		4.5	Y	Absent		TCN-9010(14)
L2376694-15C1	Glass 60mL/2oz unpreserved	A	NA		4.5	Y	Absent		TCN-9010(14)
L2376694-15D	Glass 120ml/4oz unpreserved	A	NA		4.5	Y	Absent		TS(7)
L2376694-16A	Plastic 2oz unpreserved for TS	A	NA		4.5	Y	Absent		TS(7)
L2376694-16B	Metals Only-Glass 60mL/2oz unpreserved	A	NA		4.5	Y	Absent		BE-TI(180),AS-TI(180),BA-TI(180),AG-TI(180),AL-TI(180),CR-TI(180),NI-TI(180),TL-TI(180),CU-TI(180),PB-TI(180),SB-TI(180),SE-TI(180),ZN-TI(180),CO-TI(180),V-TI(180),FE-TI(180),HG-T(28),MG-TI(180),MN-TI(180),CA-TI(180),CD-TI(180),K-TI(180),NA-TI(180)
L2376694-16C	Glass 60mL/2oz unpreserved	A	NA		4.5	Y	Absent		TCN-9010(14)
L2376694-17A	Plastic 2oz unpreserved for TS	A	NA		4.5	Y	Absent		TS(7)
L2376694-17B	Metals Only-Glass 60mL/2oz unpreserved	A	NA		4.5	Y	Absent		BE-TI(180),AS-TI(180),BA-TI(180),AG-TI(180),AL-TI(180),CR-TI(180),NI-TI(180),TL-TI(180),CU-TI(180),PB-TI(180),SB-TI(180),SE-TI(180),ZN-TI(180),CO-TI(180),V-TI(180),FE-TI(180),HG-T(28),MG-TI(180),MN-TI(180),CA-TI(180),CD-TI(180),K-TI(180),NA-TI(180)
L2376694-17C	Glass 60mL/2oz unpreserved	A	NA		4.5	Y	Absent		TCN-9010(14)

*Values in parentheses indicate holding time in days

Project Name: AMHERST CENTRAL PARK SOUTH
Project Number: H22.009.003

Lab Number: L2376694
Report Date: 01/08/24

Container Information

Container ID	Container Type	Cooler	Initial pH	Final pH	Temp deg C	Pres	Seal	Frozen Date/Time	Analysis(*)
L2376694-18A	Plastic 2oz unpreserved for TS	A	NA		4.5	Y	Absent		TS(7)
L2376694-18B	Metals Only-Glass 60mL/2oz unpreserved	A	NA		4.5	Y	Absent		BE-TI(180),AS-TI(180),BA-TI(180),AG-TI(180),AL-TI(180),CR-TI(180),NI-TI(180),TL-TI(180),CU-TI(180),PB-TI(180),SB-TI(180),SE-TI(180),ZN-TI(180),CO-TI(180),V-TI(180),FE-TI(180),HG-T(28),MG-TI(180),MN-TI(180),CA-TI(180),CD-TI(180),K-TI(180),NA-TI(180)
L2376694-18C	Glass 60mL/2oz unpreserved	A	NA		4.5	Y	Absent		TCN-9010(14)
L2376694-19A	Plastic 2oz unpreserved for TS	A	NA		4.5	Y	Absent		TS(7)
L2376694-19B	Metals Only-Glass 60mL/2oz unpreserved	A	NA		4.5	Y	Absent		BE-TI(180),AS-TI(180),BA-TI(180),AG-TI(180),AL-TI(180),CR-TI(180),NI-TI(180),TL-TI(180),CU-TI(180),PB-TI(180),SB-TI(180),SE-TI(180),ZN-TI(180),CO-TI(180),V-TI(180),FE-TI(180),HG-T(28),MG-TI(180),MN-TI(180),CA-TI(180),CD-TI(180),K-TI(180),NA-TI(180)
L2376694-19C	Glass 60mL/2oz unpreserved	A	NA		4.5	Y	Absent		TCN-9010(14)

*Values in parentheses indicate holding time in days

Project Name:	AMHERST CENTRAL PARK SOUTH	**Lab Number:**	L2376694
Project Number:	H22.009.003	**Report Date:**	01/08/24

GLOSSARY

Acronyms

DL - Detection Limit: This value represents the level to which target analyte concentrations are reported as estimated values, when those target analyte concentrations are quantified below the limit of quantitation (LOQ). The DL includes any adjustments from dilutions, concentrations or moisture content, where applicable. (DoD report formats only.)

EDL - Estimated Detection Limit: This value represents the level to which target analyte concentrations are reported as estimated values, when those target analyte concentrations are quantified below the reporting limit (RL). The EDL includes any adjustments from dilutions, concentrations or moisture content, where applicable. The use of EDLs is specific to the analysis of PAHs using Solid-Phase Microextraction (SPME).

EMPC - Estimated Maximum Possible Concentration: The concentration that results from the signal present at the retention time of an analyte when the ions meet all of the identification criteria except the ion abundance ratio criteria. An EMPC is a worst-case estimate of the concentration.

EPA - Environmental Protection Agency.

LCS - Laboratory Control Sample: A sample matrix, free from the analytes of interest, spiked with verified known amounts of analytes or a material containing known and verified amounts of analytes.

LCSD - Laboratory Control Sample Duplicate: Refer to LCS.

LFB - Laboratory Fortified Blank: A sample matrix, free from the analytes of interest, spiked with verified known amounts of analytes or a material containing known and verified amounts of analytes.

LOD - Limit of Detection: This value represents the level to which a target analyte can reliably be detected for a specific analyte in a specific matrix by a specific method. The LOD includes any adjustments from dilutions, concentrations or moisture content, where applicable. (DoD report formats only.)

LOQ - Limit of Quantitation: The value at which an instrument can accurately measure an analyte at a specific concentration. The LOQ includes any adjustments from dilutions, concentrations or moisture content, where applicable. (DoD report formats only.)

Limit of Quantitation: The value at which an instrument can accurately measure an analyte at a specific concentration. The LOQ includes any adjustments from dilutions, concentrations or moisture content, where applicable. (DoD report formats only.)

MDL - Method Detection Limit: This value represents the level to which target analyte concentrations are reported as estimated values, when those target analyte concentrations are quantified below the reporting limit (RL). The MDL includes any adjustments from dilutions, concentrations or moisture content, where applicable.

MS - Matrix Spike Sample: A sample prepared by adding a known mass of target analyte to a specified amount of matrix sample for which an independent estimate of target analyte concentration is available. For Method 332.0, the spike recovery is calculated using the native concentration, including estimated values.

MSD - Matrix Spike Sample Duplicate: Refer to MS.

NA - Not Applicable.

NC - Not Calculated: Term is utilized when one or more of the results utilized in the calculation are non-detect at the parameter's reporting unit.

NDPA/DPA - N-Nitrosodiphenylamine/Diphenylamine.

NI - Not Ignitable.

NP - Non-Plastic: Term is utilized for the analysis of Atterberg Limits in soil.

NR - No Results: Term is utilized when 'No Target Compounds Requested' is reported for the analysis of Volatile or Semivolatile Organic TIC only requests.

RL - Reporting Limit: The value at which an instrument can accurately measure an analyte at a specific concentration. The RL includes any adjustments from dilutions, concentrations or moisture content, where applicable.

RPD - Relative Percent Difference: The results from matrix and/or matrix spike duplicates are primarily designed to assess the precision of analytical results in a given matrix and are expressed as relative percent difference (RPD). Values which are less than five times the reporting limit for any individual parameter are evaluated by utilizing the absolute difference between the values; although the RPD value will be provided in the report.

SRM - Standard Reference Material: A reference sample of a known or certified value that is of the same or similar matrix as the associated field samples.

STLP - Semi-dynamic Tank Leaching Procedure per EPA Method 1315.

TEF - Toxic Equivalency Factors: The values assigned to each dioxin and furan to evaluate their toxicity relative to 2,3,7,8-TCDD.

TEQ - Toxic Equivalent: The measure of a sample's toxicity derived by multiplying each dioxin and furan by its corresponding TEF and then summing the resulting values.

TIC - Tentatively Identified Compound: A compound that has been identified to be present and is not part of the target compound list (TCL) for the method and/or program. All TICs are qualitatively identified and reported as estimated concentrations.

Report Format: DU Report with 'J' Qualifiers

Project Name:	AMHERST CENTRAL PARK SOUTH	**Lab Number:**	L2376694
Project Number:	H22.009.003	**Report Date:**	01/08/24

Footnotes

1 - The reference for this analyte should be considered modified since this analyte is absent from the target analyte list of the original method.

Terms

Analytical Method: Both the document from which the method originates and the analytical reference method. (Example: EPA 8260B is shown as 1,8260B.) The codes for the reference method documents are provided in the References section of the Addendum.

Chlordane: The target compound Chlordane (CAS No. 57-74-9) is reported for GC ECD analyses. Per EPA,this compound "refers to a mixture of chlordane isomers, other chlorinated hydrocarbons and numerous other components." (Reference: USEPA Toxicological Review of Chlordane, In Support of Summary Information on the Integrated Risk Information System (IRIS), December 1997.)

Difference: With respect to Total Oxidizable Precursor (TOP) Assay analysis, the difference is defined as the Post-Treatment value minus the Pre-Treatment value.

Final pH: As it pertains to Sample Receipt & Container Information section of the report, Final pH reflects pH of container determined after adjustment at the laboratory, if applicable. If no adjustment required, value reflects Initial pH.

Frozen Date/Time: With respect to Volatile Organics in soil, Frozen Date/Time reflects the date/time at which associated Reagent Water-preserved vials were initially frozen. Note: If frozen date/time is beyond 48 hours from sample collection, value will be reflected in 'bold'.

Gasoline Range Organics (GRO): Gasoline Range Organics (GRO) results include all chromatographic peaks eluting from Methyl tert butyl ether through Naphthalene, with the exception of GRO analysis in support of State of Ohio programs, which includes all chromatographic peaks eluting from Hexane through Dodecane.

Initial pH: As it pertains to Sample Receipt & Container Information section of the report, Initial pH reflects pH of container determined upon receipt, if applicable.

PAH Total: With respect to Alkylated PAH analyses, the 'PAHs, Total' result is defined as the summation of results for all or a subset of the following compounds: Naphthalene, C1-C4 Naphthalenes, 2-Methylnaphthalene, 1-Methylnaphthalene, Biphenyl, Acenaphthylene, Acenaphthene, Fluorene, C1-C3 Fluorenes, Phenanthrene, C1-C4 Phenanthrenes/Anthracenes, Anthracene, Fluoranthene, Pyrene, C1-C4 Fluoranthenes/Pyrenes, Benz(a)anthracene, Chrysene, C1-C4 Chrysenes, Benzo(b)fluoranthene, Benzo(j)+(k)fluoranthene, Benzo(e)pyrene, Benzo(a)pyrene, Perylene, Indeno(1,2,3-cd)pyrene, Dibenz(ah)+(ac)anthracene, Benzo(g,h,i)perylene. If a 'Total' result is requested, the results of its individual components will also be reported.

PFAS Total: With respect to PFAS analyses, the 'PFAS, Total (5)' result is defined as the summation of results for: PFHpA, PFHxS, PFOA, PFNA and PFOS. In addition, the 'PFAS, Total (6)' result is defined as the summation of results for: PFHpA, PFHxS, PFOA, PFNA, PFDA and PFOS. For MassDEP DW compliance analysis only, the 'PFAS, Total (6)' result is defined as the summation of results at or above the RL. Note: If a 'Total' result is requested, the results of its individual components will also be reported.

Total: With respect to Organic analyses, a 'Total' result is defined as the summation of results for individual isomers or Aroclors. If a 'Total' result is requested, the results of its individual components will also be reported. This is applicable to 'Total' results for methods 8260, 8081 and 8082.

Data Qualifiers

A - Spectra identified as "Aldol Condensates" are byproducts of the extraction/concentration procedures when acetone is introduced in the process.

B - The analyte was detected above the reporting limit in the associated method blank. Flag only applies to associated field samples that have detectable concentrations of the analyte at less than ten times (10x) the concentration found in the blank. For MCP-related projects, flag only applies to associated field samples that have detectable concentrations of the analyte at less than ten times (10x) the concentration found in the blank. For DOD-related projects, flag only applies to associated field samples that have detectable concentrations of the analyte at less than ten times (10x) the concentration found in the blank AND the analyte was detected above one-half the reporting limit (or above the reporting limit for common lab contaminants) in the associated method blank. For NJ-Air-related projects, flag only applies to associated field samples that have detectable concentrations of the analyte above the reporting limit. For NJ-related projects (excluding Air), flag only applies to associated field samples that have detectable concentrations of the analyte, which was detected above the reporting limit in the associated method blank or above five times the reporting limit for common lab contaminants (Phthalates, Acetone, Methylene Chloride, 2-Butanone).

C - Co-elution: The target analyte co-elutes with a known lab standard (i.e. surrogate, internal standards, etc.) for co-extracted analyses.

D - Concentration of analyte was quantified from diluted analysis. Flag only applies to field samples that have detectable concentrations of the analyte.

E - Concentration of analyte exceeds the range of the calibration curve and/or linear range of the instrument.

F - The ratio of quantifier ion response to qualifier ion response falls outside of the laboratory criteria. Results are considered to be an estimated maximum concentration.

G - The concentration may be biased high due to matrix interferences (i.e, co-elution) with non-target compound(s). The result should be considered estimated.

H - The analysis of pH was performed beyond the regulatory-required holding time of 15 minutes from the time of sample collection.

I - The lower value for the two columns has been reported due to obvious interference.

J - Estimated value. The Target analyte concentration is below the quantitation limit (RL), but above the Method Detection Limit (MDL) or Estimated Detection Limit (EDL) for SPME-related analyses. This represents an estimated concentration for Tentatively

Report Format: DU Report with 'J' Qualifiers

Project Name:	AMHERST CENTRAL PARK SOUTH	**Lab Number:**	L2376694
Project Number:	H22.009.003	**Report Date:**	01/08/24

Data Qualifiers

Identified Compounds (TICs). For calculated parameters, this represents that one or more values used in the calculation were estimated.

M - Reporting Limit (RL) exceeds the MCP CAM Reporting Limit for this analyte.

ND - Not detected at the method detection limit (MDL) for the sample, or estimated detection limit (EDL) for SPME-related analyses.

NJ - Presumptive evidence of compound. This represents an estimated concentration for Tentatively Identified Compounds (TICs), where the identification is based on a mass spectral library search.

P - The RPD between the results for the two columns exceeds the method-specified criteria.

Q - The quality control sample exceeds the associated acceptance criteria. For DOD-related projects, LCS and/or Continuing Calibration Standard exceedences are also qualified on all associated sample results. Note: This flag is not applicable for matrix spike recoveries when the sample concentration is greater than 4x the spike added or for batch duplicate RPD when the sample concentrations are less than 5x the RL. (Metals only.)

R - Analytical results are from sample re-analysis.

RE - Analytical results are from sample re-extraction.

S - Analytical results are from modified screening analysis.

V - The surrogate associated with this target analyte has a recovery outside the QC acceptance limits. (Applicable to MassDEP DW Compliance samples only.)

Z - The batch matrix spike and/or duplicate associated with this target analyte has a recovery/RPD outside the QC acceptance limits. (Applicable to MassDEP DW Compliance samples only.)

Project Name:	AMHERST CENTRAL PARK SOUTH	**Lab Number:**	L2376694
Project Number:	H22.009.003	**Report Date:**	01/08/24

REFERENCES

1 Test Methods for Evaluating Solid Waste: Physical/Chemical Methods. EPA SW-846. Third Edition. Updates I - VI, 2018.

121 Standard Methods for the Examination of Water and Wastewater. APHA-AWWA-WEF. Standard Methods Online.

LIMITATION OF LIABILITIES

Alpha Analytical performs services with reasonable care and diligence normal to the analytical testing laboratory industry. In the event of an error, the sole and exclusive responsibility of Alpha Analytical shall be to re-perform the work at it's own expense. In no event shall Alpha Analytical be held liable for any incidental, consequential or special damages, including but not limited to, damages in any way connected with the use of, interpretation of, information or analysis provided by Alpha Analytical.

We strongly urge our clients to comply with EPA protocol regarding sample volume, preservation, cooling, containers, sampling procedures, holding time and splitting of samples in the field.

Certification Information

The following analytes are not included in our Primary NELAP Scope of Accreditation:

Westborough Facility
EPA 624.1: m/p-xylene, o-xylene, Naphthalene
EPA 625.1: alpha-Terpineol
EPA 8260D: NPW: 1,2,4,5-Tetramethylbenzene; 4-Ethyltoluene, Azobenzene; SCM: Iodomethane (methyl iodide), 1,2,4,5-Tetramethylbenzene; 4-Ethyltoluene.
EPA 8270E: NPW: Dimethylnaphthalene,1,4-Diphenylhydrazine, alpha-Terpineol; SCM: Dimethylnaphthalene,1,4-Diphenylhydrazine.
SM4500: NPW: Amenable Cyanide; SCM: Total Phosphorus, TKN, NO2, NO3.

Mansfield Facility
SM 2540D: TSS.
EPA TO-15: Halothane, 2,4,4-Trimethyl-2-pentene, 2,4,4-Trimethyl-1-pentene, Thiophene, 2-Methylthiophene, 3-Methylthiophene, 2-Ethylthiophene, 1,2,3-Trimethylbenzene, Indan, Indene, 1,2,4,5-Tetramethylbenzene, Benzothiophene, 1-Methylnaphthalene.
Biological Tissue Matrix: EPA 3050B

The following analytes are included in our Massachusetts DEP Scope of Accreditation

Westborough Facility:

Drinking Water
EPA 300.0: Chloride, Nitrate-N, Fluoride, Sulfate; **EPA 353.2**: Nitrate-N, Nitrite-N; **SM4500NO3-F**: Nitrate-N, Nitrite-N; **SM4500F-C, SM4500CN-CE, EPA 180.1, SM2130B, SM4500Cl-D, SM2320B, SM2540C, SM4500H-B, SM4500NO2-B**
EPA 524.2: THMs and VOCs; **EPA 504.1:** EDB, DBCP.
Microbiology: **SM9215B; SM9223-P/A, SM9223B-Colilert-QT,SM9222D**.

Non-Potable Water
SM4500H,B, EPA 120.1, SM2510B, SM2540C, SM2320B, SM4500CL-E, SM4500F-BC, SM4500NH3-BH: Ammonia-N and Kjeldahl-N, **EPA 350.1**: Ammonia-N, **LACHAT 10-107-06-1-B**: Ammonia-N, **EPA 351.1, SM4500NO3-F, EPA 353.2**: Nitrate-N**, SM4500P-E, SM4500P-B, E, SM4500SO4-E, SM5220D, EPA 410.4, SM5210B, SM5310C, SM4500CL-D, EPA 1664, EPA 420.1, SM4500-CN-CE, SM2540D, EPA 300: Chloride, Sulfate, Nitrate.**
EPA 624.1: Volatile Halocarbons & Aromatics,
EPA 608.3: Chlordane, Toxaphene, Aldrin, alpha-BHC, beta-BHC, gamma-BHC, delta-BHC, Dieldrin, DDD, DDE, DDT, Endosulfan I, Endosulfan II, Endosulfan sulfate, Endrin, Endrin Aldehyde, Heptachlor, Heptachlor Epoxide, PCBs
EPA 625.1: SVOC (Acid/Base/Neutral Extractables).
Microbiology: **SM9223B-Colilert-QT; Enterolert-QT, SM9221E, EPA 1600, EPA 1603, SM9222D.**

Mansfield Facility:

Drinking Water
EPA 200.7: Al, Ba, Cd, Cr, Cu, Fe, Mn, Ni, Na, Ag, Ca, Zn. **EPA 200.8:** Al, Sb, As, Ba, Be, Cd, Cr, Cu, Pb, Mn, Ni, Se, Ag, TL, Zn. **EPA 245.1** Hg.
EPA 522, EPA 537.1.

Non-Potable Water
EPA 200.7: Al, Sb, As, Be, Cd, Ca, Cr, Co, Cu, Fe, Pb, Mg, Mn, Mo, Ni, K, Se, Ag, Na, Sr, TL, Ti, V, Zn.
EPA 200.8: Al, Sb**,** As, Be, Cd, Cr, Cu, Fe, Pb, Mn, Ni, K, Se, Ag, Na, TL, Zn.
EPA 245.1 Hg.
SM2340B

For a complete listing of analytes and methods, please contact your Alpha Project Manager.

NEW YORK CHAIN OF CUSTODY

ALPHA ANALYTICAL

Westborough, MA 01581 — 8 Walkup Dr. — TEL: 508-898-9220 — FAX: 508-898-9193

Mansfield, MA 02048 — 320 Forbes Blvd — TEL: 508-822-9300 — FAX: 508-822-3288

Service Centers
Mahwah, NJ 07430: 35 Whitney Rd, Suite 5
Albany, NY 12205: 14 Walker Way
Tonawanda, NY 14150: 275 Cooper Ave, Suite 105

Page 1 of 3

Date Rec'd in Lab: 12/30/23

ALPHA Job #: L2376694

Client Information
Client: CTS Engineers
Address: 141 Elm Street Ste 100
Buffalo, NY 14203
Phone: 716-847-1630
Fax:
Email: cmartin@cscos.com

Project Information
Project Name: Amherst Central Park South
Project Location:
Project #: H22.009.003
(Use Project name as Project #)
Project Manager: Cody Martin
ALPHAQuote #:

Turn-Around Time
Standard: X — Due Date:
Rush (only if pre approved): ☐ — # of Days:

Deliverables
☐ ASP-A ☒ ASP-B
☒ EQuIS (1 File) ☐ EQuIS (4 File)
☐ Other

Regulatory Requirement
☐ NY TOGS ☒ NY Part 375
☐ AWQ Standards ☐ NY CP-51
☐ NY Restricted Use ☐ Other
☐ NY Unrestricted Use
☐ NYC Sewer Discharge

Billing Information
☒ Same as Client Info
PO #

Disposal Site Information
Please identify below location of applicable disposal facilities.
Disposal Facility:
☐ NJ ☒ NY
☐ Other:

These samples have been previously analyzed by Alpha ☐

Other project specific requirements/comments:

Please specify Metals or TAL.

ANALYSIS

Sample Filtration
☐ Done
☐ Lab to do
Preservation
☐ Lab to do
(Please Specify below)

ALPHA Lab ID (Lab Use Only)	Sample ID	Collection Date	Collection Time	Sample Matrix	Sampler's Initials	TS	Total Cyanide	TAL Metals Total Hg	HEX CR					Sample Specific Comments	Total Bottle
76694-01	SB-01-A	12/25/2023	8:25	S	BW	X	X	X							3
02	SB-01-B		8:25			X	X	X							3
03	SB-1A-A		8:30			X	X	X							3
04	SB-1A-B		8:30			X	X	X							3
05	SB-08-A		8:35			X	X	X							3
06	SB-08-B		8:35			X	X	X	X						4
07	SS-01		9:30			X	X	X	X						4
08	SB-16-A		8:50			X	X	X							3
09	SB-16-B		8:50			X	X	X							3
10	SB-17-A		8:45			X	X	X							3
	Container Type					P	G	G	G						
	Preservative					A	A	A	A						

Preservative Code:
A = None
B = HCl
C = HNO_3
D = H_2SO_4
E = NaOH
F = MeOH
G = $NaHSO_4$
H = $Na_2S_2O_3$
K/E = Zn Ac/NaOH
O = Other

Container Code
P = Plastic
A = Amber Glass
V = Vial
G = Glass
B = Bacteria Cup
C = Cube
O = Other
E = Encore
D = BOD Bottle

Westboro: Certification No: MA935
Mansfield: Certification No: MA015

Relinquished By:	Date/Time	Received By:	Date/Time
	12/29/23 15:53		12/29/23 1553
	12/29/23 1553		12/30/23 0015

Please print clearly, legibly and completely. Samples can not be logged in and turnaround time clock will not start until any ambiguities are resolved. BY EXECUTING THIS COC, THE CLIENT HAS READ AND AGREES TO BE BOUND BY ALPHA'S TERMS & CONDITIONS. (See reverse side.)

Form No: 01-25 HC (rev. 30-Sept-2013)

NEW YORK CHAIN OF CUSTODY

ALPHA ANALYTICAL

Westborough, MA 01581
8 Walkup Dr.
TEL: 508-898-9220
FAX: 508-898-9193

Mansfield, MA 02048
320 Forbes Blvd
TEL: 508-822-9300
FAX: 508-822-3288

Service Centers
Mahwah, NJ 07430: 35 Whitney Rd, Suite 5
Albany, NY 12205: 14 Walker Way
Tonawanda, NY 14150: 275 Cooper Ave, Suite 105

Page: 2 of 3

Date Rec'd in Lab: 12/30/23

ALPHA Job #: L2376694

Client Information
Client: C+S Engineers
Address: 141 Elm Street Ste 100
Buffalo, NY 14203
Phone: 716-847-1630
Fax:
Email: cmartin@cscos.com

Project Information
Project Name: Amherst Central Park South
Project Location:
Project #: H22.009.003
(Use Project name as Project #) ☐
Project Manager: Cody Martin
ALPHAQuote #:

Turn-Around Time
Standard ☒ Due Date:
Rush (only if pre approved) ☐ # of Days:

Deliverables
☐ ASP-A ☒ ASP-B
☒ EQuIS (1 File) ☐ EQuIS (4 File)
☐ Other

Regulatory Requirement
☐ NY TOGS ☒ NY Part 375
☐ AWQ Standards ☐ NY CP-51
☐ NY Restricted Use ☐ Other
☐ NY Unrestricted Use
☐ NYC Sewer Discharge

Billing Information
☒ Same as Client Info
PO #

Disposal Site Information
Please identify below location of applicable disposal facilities.
Disposal Facility:
☐ NJ ☒ NY
☐ Other:

These samples have been previously analyzed by Alpha ☐

Other project specific requirements/comments:

Please specify Metals or TAL.

ANALYSIS

Sample Filtration
☐ Done
☐ Lab to do
Preservation
☐ Lab to do
(Please Specify below)

ALPHA Lab ID (Lab Use Only)	Sample ID	Collection Date	Collection Time	Sample Matrix	Sampler's Initials	TS	Total Cyanide	TAL Metals Total Hg	Hex Cr					Sample Specific Comments	Total Bottle
76694-	~~SB-17-B~~	~~12/29/2023~~													
11	SB-17-B	12/29/2023	8:45	S	BW	X	X	X							3
12	SB-18-A		8:40			X	X	X							3
13	SB-18-B		8:40			X	X	X	X						4
14	SB-19-A		8:55			X	X	X							3
15	SB-19-B		8:55			X	X	X	X						4
14	SB-19-MS-A		8:55			X	X	X							3
15	SB-19-MSD-B		8:55			X	X	X							3
16	SB-20-A		9:05			X	X	X							3
17	SB-20-B		9:05			X	X	X							3
	Container Type					P	G	G	G						
	Preservative					A	A	A	A						

Preservative Code:
A = None
B = HCl
C = HNO_3
D = H_2SO_4
E = NaOH
F = MeOH
G = $NaHSO_4$
H = $Na_2S_2O_3$
K/E = Zn Ac/NaOH
O = Other

Container Code
P = Plastic
A = Amber Glass
V = Vial
G = Glass
B = Bacteria Cup
C = Cube
O = Other
E = Encore
D = BOD Bottle

Westboro: Certification No: MA935
Mansfield: Certification No: MA015

Relinquished By:	Date/Time	Received By:	Date/Time
	12/29/23 15:53		12/29/23 15:58
	12/29/23 15:53		12/30/23 0015

Please print clearly, legibly and completely. Samples can not be logged in and turnaround time clock will not start until any ambiguities are resolved. BY EXECUTING THIS COC, THE CLIENT HAS READ AND AGREES TO BE BOUND BY ALPHA'S TERMS & CONDITIONS. (See reverse side.)

Form No: 01-25 HC (rev. 30-Sept-2013)

NEW YORK CHAIN OF CUSTODY

ALPHA ANALYTICAL

Westborough, MA 01581
8 Walkup Dr.
TEL: 508-898-9220
FAX: 508-898-9193

Mansfield, MA 02048
320 Forbes Blvd
TEL: 508-822-9300
FAX: 508-822-3288

Service Centers
Mahwah, NJ 07430: 35 Whitney Rd, Suite 5
Albany, NY 12205: 14 Walker Way
Tonawanda, NY 14150: 275 Cooper Ave, Suite 105

Page 3 of 3

Date Rec'd in Lab: 12/30/23

ALPHA Job #: L2376694

Client Information
Client: C+S Engineers
Address: 141 Elm Street Ste 100
Buffalo, NY, 14203
Phone: 716-847-1630
Fax:
Email: cmartin@cscos.com

Project Information
Project Name: Amherst Central Park South
Project Location:
Project # H22.009.003
(Use Project name as Project #) ☐
Project Manager: Cody Martin
ALPHAQuote #:

Turn-Around Time
Standard ☒ Due Date:
Rush (only if pre approved) ☐ # of Days:

Deliverables
☐ ASP-A ☒ ASP-B
☒ EQuIS (1 File) ☐ EQuIS (4 File)
☐ Other

Regulatory Requirement
☐ NY TOGS ☒ NY Part 375
☐ AWQ Standards ☐ NY CP-51
☐ NY Restricted Use ☐ Other
☐ NY Unrestricted Use
☐ NYC Sewer Discharge

Billing Information
☒ Same as Client Info
PO #

Disposal Site Information
Please identify below location of applicable disposal facilities.
Disposal Facility:
☐ NJ ☒ NY
☐ Other:

These samples have been previously analyzed by Alpha ☐

Other project specific requirements/comments:

Please specify Metals or TAL.

ANALYSIS

Sample Filtration
☐ Done
☐ Lab to do
Preservation
☐ Lab to do
(Please Specify below)

ALPHA Lab ID (Lab Use Only)	Sample ID	Collection Date	Collection Time	Sample Matrix	Sampler's Initials	TS	Total Cyanide	TAL Metals Total Hg	HF Ext					Sample Specific Comments	Total Bottle
76694-18	SB-21-A	12/29/2023	9:00	S	BW	X	X	X							3
19	SB-21-B	12/29/2023	9:00	S	BW	X	X	X							3

Preservative Code:
A = None
B = HCl
C = HNO_3
D = H_2SO_4
E = NaOH
F = MeOH
G = $NaHSO_4$
H = $Na_2S_2O_3$
K/E = Zn Ac/NaOH
O = Other

Container Code
P = Plastic
A = Amber Glass
V = Vial
G = Glass
B = Bacteria Cup
C = Cube
O = Other
E = Encore
D = BOD Bottle

Westboro: Certification No: MA935
Mansfield: Certification No: MA015

Container Type	P	G	G	G					
Preservative	A	A	H	A					

Relinquished By:	Date/Time	Received By:	Date/Time
	12/29/23 15:33		12/29/23 15:33
	12/29/23 1533		12/30/23 0015

Please print clearly, legibly and completely. Samples can not be logged in and turnaround time clock will not start until any ambiguities are resolved. BY EXECUTING THIS COC, THE CLIENT HAS READ AND AGREES TO BE BOUND BY ALPHA'S TERMS & CONDITIONS. (See reverse side.)

Form No: 01-25 HC (rev. 30-Sept-2013)

ANALYTICAL REPORT

Lab Number:	L2376309
Client:	C&S Companies 141 Elm Street, Suite 100 Buffalo, NY 14203
ATTN:	Cody Martin
Phone:	(716) 847-1630
Project Name:	AMHERST CENTRAL PARK STATION
Project Number:	H22.009.003
Report Date:	01/11/24

The original project report/data package is held by Alpha Analytical. This report/data package is paginated and should be reproduced only in its entirety. Alpha Analytical holds no responsibility for results and/or data that are not consistent with the original.

Certifications & Approvals: MA (M-MA086), NH NELAP (2064), CT (PH-0826), IL (200077), IN (C-MA-03), KY (KY98045), ME (MA00086), MD (348), NJ (MA935), NY (11148), NC (25700/666), OH (CL108), OR (MA-1316), PA (68-03671), RI (LAO00065), TX (T104704476), VT (VT-0935), VA (460195), USDA (Permit #525-23-122-91930).

Eight Walkup Drive, Westborough, MA 01581-1019
508-898-9220 (Fax) 508-898-9193 800-624-9220 - www.alphalab.com

Project Name: AMHERST CENTRAL PARK STATION
Project Number: H22.009.003

Lab Number: L2376309
Report Date: 01/11/24

Alpha Sample ID	Client ID	Matrix	Sample Location	Collection Date/Time	Receive Date
L2376309-01	SB-02-A	SOIL	Not Specified	12/27/23 12:25	12/27/23
L2376309-02	SB-02-B	SOIL	Not Specified	12/27/23 12:25	12/27/23
L2376309-03	SB-03-A	SOIL	Not Specified	12/27/23 12:20	12/27/23
L2376309-04	SB-03-B	SOIL	Not Specified	12/27/23 12:20	12/27/23
L2376309-05	SB-04-A	SOIL	Not Specified	12/27/23 12:15	12/27/23
L2376309-06	SB-04-B	SOIL	Not Specified	12/27/23 12:15	12/27/23
L2376309-07	SB-05-A	SOIL	Not Specified	12/27/23 12:45	12/27/23
L2376309-08	SB-05-B	SOIL	Not Specified	12/27/23 12:45	12/27/23
L2376309-09	SB-06-A	SOIL	Not Specified	12/27/23 13:05	12/27/23
L2376309-10	SB-06-B	SOIL	Not Specified	12/27/23 13:05	12/27/23
L2376309-11	SB-07-A	SOIL	Not Specified	12/27/23 13:15	12/27/23
L2376309-12	SB-07-B	SOIL	Not Specified	12/27/23 13:15	12/27/23
L2376309-13	SB-09-A	SOIL	Not Specified	12/27/23 13:40	12/27/23
L2376309-14	SB-09-B	SOIL	Not Specified	12/27/23 13:40	12/27/23
L2376309-15	SB-10-A	SOIL	Not Specified	12/27/23 13:22	12/27/23
L2376309-16	SB-10-B	SOIL	Not Specified	12/27/23 13:22	12/27/23
L2376309-17	SB-11-A	SOIL	Not Specified	12/27/23 13:50	12/27/23
L2376309-18	SB-11-B	SOIL	Not Specified	12/27/23 13:50	12/27/23
L2376309-19	SB-15-A	SOIL	Not Specified	12/27/23 13:30	12/27/23
L2376309-20	SB-15-B	SOIL	Not Specified	12/27/23 13:30	12/27/23
L2376309-21	SB-12-A	SOIL	Not Specified	12/27/23 09:10	12/27/23
L2376309-22	SB-12-B	SOIL	Not Specified	12/27/23 09:10	12/27/23
L2376309-23	SB-12-C	SOIL	Not Specified	12/27/23 09:10	12/27/23
L2376309-24	SB-12-D	SOIL	Not Specified	12/27/23 09:10	12/27/23

Alpha Sample ID	Client ID	Matrix	Sample Location	Collection Date/Time	Receive Date
L2376309-25	SB-12-E	SOIL	Not Specified	12/27/23 09:10	12/27/23
L2376309-26	SB-13-A	SOIL	Not Specified	12/27/23 09:30	12/27/23
L2376309-27	SB-13-B	SOIL	Not Specified	12/27/23 09:30	12/27/23
L2376309-28	SB-13-C	SOIL	Not Specified	12/27/23 09:30	12/27/23
L2376309-29	SB-13-D	SOIL	Not Specified	12/27/23 09:30	12/27/23
L2376309-30	SB-13-E	SOIL	Not Specified	12/27/23 09:30	12/27/23
L2376309-31	SB-14-A	SOIL	Not Specified	12/27/23 09:45	12/27/23
L2376309-32	SB-14-B	SOIL	Not Specified	12/27/23 09:45	12/27/23
L2376309-33	SB-14-C	SOIL	Not Specified	12/27/23 09:45	12/27/23
L2376309-34	SB-14-D	SOIL	Not Specified	12/27/23 09:45	12/27/23
L2376309-35	SB-14-E	SOIL	Not Specified	12/27/23 09:45	12/27/23
L2376309-36	SB-22-A	SOIL	Not Specified	12/27/23 10:30	12/27/23
L2376309-37	SB-23-A	SOIL	Not Specified	12/27/23 11:00	12/27/23

Project Name:	AMHERST CENTRAL PARK STATION	**Lab Number:**	L2376309
Project Number:	H22.009.003	**Report Date:**	01/11/24

Case Narrative

The samples were received in accordance with the Chain of Custody and no significant deviations were encountered during the preparation or analysis unless otherwise noted. Sample Receipt, Container Information, and the Chain of Custody are located at the back of the report.

Results contained within this report relate only to the samples submitted under this Alpha Lab Number and meet NELAP requirements for all NELAP accredited parameters unless otherwise noted in the following narrative. The data presented in this report is organized by parameter (i.e. VOC, SVOC, etc.). Sample specific Quality Control data (i.e. Surrogate Spike Recovery) is reported at the end of the target analyte list for each individual sample, followed by the Laboratory Batch Quality Control at the end of each parameter. Tentatively Identified Compounds (TICs), if requested, are reported for compounds identified to be present and are not part of the method/program Target Compound List, even if only a subset of the TCL are being reported. If a sample was re-analyzed or re-extracted due to a required quality control corrective action and if both sets of data are reported, the Laboratory ID of the re-analysis or re-extraction is designated with an "R" or "RE", respectively.

When multiple Batch Quality Control elements are reported (e.g. more than one LCS), the associated samples for each element are noted in the grey shaded header line of each data table. Any Laboratory Batch, Sample Specific % recovery or RPD value that is outside the listed Acceptance Criteria is bolded in the report. In reference to questions H (CAM) or 4 (RCP) when "NO" is checked, the performance criteria for CAM and RCP methods allow for some quality control failures to occur and still be within method compliance. In these instances, the specific failure is not narrated but noted in the associated QC Outlier Summary Report, located directly after the Case Narrative. QC information is also incorporated in the Data Usability Assessment table (Format 11) of our Data Merger tool, where it can be reviewed in conjunction with the sample result, associated regulatory criteria and any associated data usability implications.

Soil/sediments, solids and tissues are reported on a dry weight basis unless otherwise noted. Definitions of all data qualifiers and acronyms used in this report are provided in the Glossary located at the back of the report.

HOLD POLICY - For samples submitted on hold, Alpha's policy is to hold samples (with the exception of Air canisters) free of charge for 21 calendar days from the date the project is completed. After 21 calendar days, we will dispose of all samples submitted including those put on hold unless you have contacted your Alpha Project Manager and made arrangements for Alpha to continue to hold the samples. Air canisters will be disposed after 3 business days from the date the project is completed.

Please contact Project Management at 800-624-9220 with any questions.

Project Name:	AMHERST CENTRAL PARK STATION	**Lab Number:**	L2376309
Project Number:	H22.009.003	**Report Date:**	01/11/24

Case Narrative (continued)

Report Submission

January 11, 2024: This final report includes the results of all requested analyses.

January 03, 2024: This is a preliminary report.

All non-detect (ND) or estimated concentrations (J-qualified) have been quantitated to the limit noted in the MDL column.

Sample Receipt

L2376309-01 and -02: The collection date and time on the chain of custody was 27-DEC-23 12:25; however, the collection date/time on the container label was 27-DEC-23 12:30. At the client's request, the collection date/time is reported as 27-DEC-23 12:25.

Total Metals

L2376309-01 through -22, -26, -27, -31, -32, -36, and -37: The sample has elevated detection limits for all elements, with the exception of mercury, due to the dilution required by the sample matrix.

The WG1869287-3/-4 MS/MSD recoveries for aluminum (419%/321%), calcium (609%/743%), iron (1200%/1710%), magnesium (413%/255%), and manganese (140%/64%), performed on L2376309-36, do not apply because the sample concentrations are greater than four times the spike amounts added.

The WG1869287-3 MS recovery, performed on L2376309-36, is outside the acceptance criteria for zinc (72%). A post digestion spike was performed and was within acceptance criteria.

Cyanide, Total

The WG1870264-2 LCS recovery for cyanide, total (76%), associated with L2376309-06, -07, -08, -09, -10, -11, -12, -15, -16, and -19, is outside our in-house acceptance criteria, but within the vendor-certified acceptance limits. The results of the original analyses are reported.

The WG1870136-4 MS recovery, performed on L2376309-36, is outside the acceptance criteria for cyanide, total (58%); however, the associated LCS recovery is within criteria. No further action was taken.

Project Name:	AMHERST CENTRAL PARK STATION	**Lab Number:**	L2376309
Project Number:	H22.009.003	**Report Date:**	01/11/24

Case Narrative (continued)

The WG1870264-4/-5 MS/MSD recoveries, performed on L2376309-06, are outside the acceptance criteria for cyanide, total (35%/50%); however, the associated LCS recovery is within criteria. No further action was taken.

I, the undersigned, attest under the pains and penalties of perjury that, to the best of my knowledge and belief and based upon my personal inquiry of those responsible for providing the information contained in this analytical report, such information is accurate and complete. This certificate of analysis is not complete unless this page accompanies any and all pages of this report.

Authorized Signature: Melissa Sturgis Melissa Sturgis

Title: Technical Director/Representative Date: 01/11/24

METALS

Project Name: AMHERST CENTRAL PARK STATION **Lab Number:** L2376309

Project Number: H22.009.003 **Report Date:** 01/11/24

SAMPLE RESULTS

Lab ID: L2376309-01 Date Collected: 12/27/23 12:25

Client ID: SB-02-A Date Received: 12/27/23

Sample Location: Not Specified Field Prep: Not Specified

Sample Depth:

Matrix: Soil

Percent Solids: 64%

Parameter	Result	Qualifier	Units	RL	MDL	Dilution Factor	Date Prepared	Date Analyzed	Prep Method	Analytical Method	Analyst
Total Metals - Mansfield Lab											
Aluminum, Total	10800		mg/kg	12.0	3.24	2	12/29/23 00:37	01/02/24 12:17	EPA 3050B	1,6010D	DHL
Antimony, Total	ND		mg/kg	6.00	0.456	2	12/29/23 00:37	01/02/24 12:17	EPA 3050B	1,6010D	DHL
Arsenic, Total	6.56		mg/kg	1.20	0.250	2	12/29/23 00:37	01/02/24 12:17	EPA 3050B	1,6010D	DHL
Barium, Total	83.5		mg/kg	1.20	0.209	2	12/29/23 00:37	01/02/24 12:17	EPA 3050B	1,6010D	DHL
Beryllium, Total	0.598	J	mg/kg	0.600	0.040	2	12/29/23 00:37	01/02/24 12:17	EPA 3050B	1,6010D	DHL
Cadmium, Total	0.244	J	mg/kg	1.20	0.118	2	12/29/23 00:37	01/02/24 12:17	EPA 3050B	1,6010D	DHL
Calcium, Total	3940		mg/kg	12.0	4.20	2	12/29/23 00:37	01/02/24 12:17	EPA 3050B	1,6010D	DHL
Chromium, Total	14.6		mg/kg	1.20	0.115	2	12/29/23 00:37	01/02/24 12:17	EPA 3050B	1,6010D	DHL
Cobalt, Total	6.01		mg/kg	2.40	0.199	2	12/29/23 00:37	01/02/24 12:17	EPA 3050B	1,6010D	DHL
Copper, Total	15.7		mg/kg	1.20	0.310	2	12/29/23 00:37	01/02/24 12:17	EPA 3050B	1,6010D	DHL
Iron, Total	17400		mg/kg	6.00	1.08	2	12/29/23 00:37	01/02/24 12:17	EPA 3050B	1,6010D	DHL
Lead, Total	40.7		mg/kg	6.00	0.322	2	12/29/23 00:37	01/02/24 12:17	EPA 3050B	1,6010D	DHL
Magnesium, Total	3090		mg/kg	12.0	1.85	2	12/29/23 00:37	01/02/24 12:17	EPA 3050B	1,6010D	DHL
Manganese, Total	413		mg/kg	1.20	0.191	2	12/29/23 00:37	01/02/24 12:17	EPA 3050B	1,6010D	DHL
Mercury, Total	0.082	J	mg/kg	0.113	0.074	1	12/29/23 01:05	01/02/24 12:58	EPA 7471B	1,7471B	MJR
Nickel, Total	15.9		mg/kg	3.00	0.290	2	12/29/23 00:37	01/02/24 12:17	EPA 3050B	1,6010D	DHL
Potassium, Total	789		mg/kg	300	17.3	2	12/29/23 00:37	01/02/24 12:17	EPA 3050B	1,6010D	DHL
Selenium, Total	ND		mg/kg	2.40	0.310	2	12/29/23 00:37	01/02/24 12:17	EPA 3050B	1,6010D	DHL
Silver, Total	0.362	J	mg/kg	0.600	0.340	2	12/29/23 00:37	01/02/24 12:17	EPA 3050B	1,6010D	DHL
Sodium, Total	53.3	J	mg/kg	240	3.78	2	12/29/23 00:37	01/02/24 12:17	EPA 3050B	1,6010D	DHL
Thallium, Total	ND		mg/kg	2.40	0.378	2	12/29/23 00:37	01/02/24 12:17	EPA 3050B	1,6010D	DHL
Vanadium, Total	21.9		mg/kg	1.20	0.244	2	12/29/23 00:37	01/02/24 12:17	EPA 3050B	1,6010D	DHL
Zinc, Total	87.8		mg/kg	6.00	0.352	2	12/29/23 00:37	01/02/24 12:17	EPA 3050B	1,6010D	DHL

Project Name: AMHERST CENTRAL PARK STATION **Lab Number:** L2376309

Project Number: H22.009.003 **Report Date:** 01/11/24

SAMPLE RESULTS

Lab ID: L2376309-02 Date Collected: 12/27/23 12:25

Client ID: SB-02-B Date Received: 12/27/23

Sample Location: Not Specified Field Prep: Not Specified

Sample Depth:

Matrix: Soil

Percent Solids: 75%

Parameter	Result	Qualifier	Units	RL	MDL	Dilution Factor	Date Prepared	Date Analyzed	Prep Method	Analytical Method	Analyst
Total Metals - Mansfield Lab											
Aluminum, Total	11000		mg/kg	10.4	2.81	2	12/29/23 00:37	01/02/24 12:21	EPA 3050B	1,6010D	DHL
Antimony, Total	ND		mg/kg	5.21	0.396	2	12/29/23 00:37	01/02/24 12:21	EPA 3050B	1,6010D	DHL
Arsenic, Total	7.36		mg/kg	1.04	0.217	2	12/29/23 00:37	01/02/24 12:21	EPA 3050B	1,6010D	DHL
Barium, Total	112		mg/kg	1.04	0.181	2	12/29/23 00:37	01/02/24 12:21	EPA 3050B	1,6010D	DHL
Beryllium, Total	0.632		mg/kg	0.521	0.034	2	12/29/23 00:37	01/02/24 12:21	EPA 3050B	1,6010D	DHL
Cadmium, Total	0.427	J	mg/kg	1.04	0.102	2	12/29/23 00:37	01/02/24 12:21	EPA 3050B	1,6010D	DHL
Calcium, Total	4370		mg/kg	10.4	3.65	2	12/29/23 00:37	01/02/24 12:21	EPA 3050B	1,6010D	DHL
Chromium, Total	13.6		mg/kg	1.04	0.100	2	12/29/23 00:37	01/02/24 12:21	EPA 3050B	1,6010D	DHL
Cobalt, Total	10.6		mg/kg	2.08	0.173	2	12/29/23 00:37	01/02/24 12:21	EPA 3050B	1,6010D	DHL
Copper, Total	11.1		mg/kg	1.04	0.269	2	12/29/23 00:37	01/02/24 12:21	EPA 3050B	1,6010D	DHL
Iron, Total	22000		mg/kg	5.21	0.941	2	12/29/23 00:37	01/02/24 12:21	EPA 3050B	1,6010D	DHL
Lead, Total	33.7		mg/kg	5.21	0.279	2	12/29/23 00:37	01/02/24 12:21	EPA 3050B	1,6010D	DHL
Magnesium, Total	3140		mg/kg	10.4	1.60	2	12/29/23 00:37	01/02/24 12:21	EPA 3050B	1,6010D	DHL
Manganese, Total	1190		mg/kg	1.04	0.166	2	12/29/23 00:37	01/02/24 12:21	EPA 3050B	1,6010D	DHL
Mercury, Total	0.092	J	mg/kg	0.105	0.068	1	12/29/23 01:05	01/02/24 13:08	EPA 7471B	1,7471B	MJR
Nickel, Total	13.8		mg/kg	2.60	0.252	2	12/29/23 00:37	01/02/24 12:21	EPA 3050B	1,6010D	DHL
Potassium, Total	495		mg/kg	260	15.0	2	12/29/23 00:37	01/02/24 12:21	EPA 3050B	1,6010D	DHL
Selenium, Total	ND		mg/kg	2.08	0.269	2	12/29/23 00:37	01/02/24 12:21	EPA 3050B	1,6010D	DHL
Silver, Total	0.350	J	mg/kg	0.521	0.295	2	12/29/23 00:37	01/02/24 12:21	EPA 3050B	1,6010D	DHL
Sodium, Total	50.8	J	mg/kg	208	3.28	2	12/29/23 00:37	01/02/24 12:21	EPA 3050B	1,6010D	DHL
Thallium, Total	ND		mg/kg	2.08	0.328	2	12/29/23 00:37	01/02/24 12:21	EPA 3050B	1,6010D	DHL
Vanadium, Total	25.6		mg/kg	1.04	0.212	2	12/29/23 00:37	01/02/24 12:21	EPA 3050B	1,6010D	DHL
Zinc, Total	69.5		mg/kg	5.21	0.305	2	12/29/23 00:37	01/02/24 12:21	EPA 3050B	1,6010D	DHL

Project Name: AMHERST CENTRAL PARK STATION **Lab Number:** L2376309

Project Number: H22.009.003 **Report Date:** 01/11/24

SAMPLE RESULTS

Lab ID: L2376309-03 Date Collected: 12/27/23 12:20

Client ID: SB-03-A Date Received: 12/27/23

Sample Location: Not Specified Field Prep: Not Specified

Sample Depth:

Matrix: Soil

Percent Solids: 70%

Parameter	Result	Qualifier	Units	RL	MDL	Dilution Factor	Date Prepared	Date Analyzed	Prep Method	Analytical Method	Analyst
Total Metals - Mansfield Lab											
Aluminum, Total	9790		mg/kg	11.2	3.02	2	12/29/23 00:37	01/02/24 12:24	EPA 3050B	1,6010D	DHL
Antimony, Total	ND		mg/kg	5.60	0.425	2	12/29/23 00:37	01/02/24 12:24	EPA 3050B	1,6010D	DHL
Arsenic, Total	3.91		mg/kg	1.12	0.233	2	12/29/23 00:37	01/02/24 12:24	EPA 3050B	1,6010D	DHL
Barium, Total	61.7		mg/kg	1.12	0.195	2	12/29/23 00:37	01/02/24 12:24	EPA 3050B	1,6010D	DHL
Beryllium, Total	0.444	J	mg/kg	0.560	0.037	2	12/29/23 00:37	01/02/24 12:24	EPA 3050B	1,6010D	DHL
Cadmium, Total	0.128	J	mg/kg	1.12	0.110	2	12/29/23 00:37	01/02/24 12:24	EPA 3050B	1,6010D	DHL
Calcium, Total	2460		mg/kg	11.2	3.92	2	12/29/23 00:37	01/02/24 12:24	EPA 3050B	1,6010D	DHL
Chromium, Total	10.8		mg/kg	1.12	0.107	2	12/29/23 00:37	01/02/24 12:24	EPA 3050B	1,6010D	DHL
Cobalt, Total	4.69		mg/kg	2.24	0.186	2	12/29/23 00:37	01/02/24 12:24	EPA 3050B	1,6010D	DHL
Copper, Total	9.58		mg/kg	1.12	0.289	2	12/29/23 00:37	01/02/24 12:24	EPA 3050B	1,6010D	DHL
Iron, Total	14400		mg/kg	5.60	1.01	2	12/29/23 00:37	01/02/24 12:24	EPA 3050B	1,6010D	DHL
Lead, Total	32.7		mg/kg	5.60	0.300	2	12/29/23 00:37	01/02/24 12:24	EPA 3050B	1,6010D	DHL
Magnesium, Total	2310		mg/kg	11.2	1.72	2	12/29/23 00:37	01/02/24 12:24	EPA 3050B	1,6010D	DHL
Manganese, Total	184		mg/kg	1.12	0.178	2	12/29/23 00:37	01/02/24 12:24	EPA 3050B	1,6010D	DHL
Mercury, Total	ND		mg/kg	0.107	0.070	1	12/29/23 01:05	01/02/24 13:11	EPA 7471B	1,7471B	MJR
Nickel, Total	11.1		mg/kg	2.80	0.271	2	12/29/23 00:37	01/02/24 12:24	EPA 3050B	1,6010D	DHL
Potassium, Total	519		mg/kg	280	16.1	2	12/29/23 00:37	01/02/24 12:24	EPA 3050B	1,6010D	DHL
Selenium, Total	ND		mg/kg	2.24	0.289	2	12/29/23 00:37	01/02/24 12:24	EPA 3050B	1,6010D	DHL
Silver, Total	ND		mg/kg	0.560	0.317	2	12/29/23 00:37	01/02/24 12:24	EPA 3050B	1,6010D	DHL
Sodium, Total	39.9	J	mg/kg	224	3.52	2	12/29/23 00:37	01/02/24 12:24	EPA 3050B	1,6010D	DHL
Thallium, Total	ND		mg/kg	2.24	0.352	2	12/29/23 00:37	01/02/24 12:24	EPA 3050B	1,6010D	DHL
Vanadium, Total	19.5		mg/kg	1.12	0.227	2	12/29/23 00:37	01/02/24 12:24	EPA 3050B	1,6010D	DHL
Zinc, Total	55.3		mg/kg	5.60	0.328	2	12/29/23 00:37	01/02/24 12:24	EPA 3050B	1,6010D	DHL

Project Name: AMHERST CENTRAL PARK STATION **Lab Number:** L2376309

Project Number: H22.009.003 **Report Date:** 01/11/24

SAMPLE RESULTS

Lab ID: L2376309-04 Date Collected: 12/27/23 12:20

Client ID: SB-03-B Date Received: 12/27/23

Sample Location: Not Specified Field Prep: Not Specified

Sample Depth:

Matrix: Soil

Percent Solids: 72%

Parameter	Result	Qualifier	Units	RL	MDL	Dilution Factor	Date Prepared	Date Analyzed	Prep Method	Analytical Method	Analyst
Total Metals - Mansfield Lab											
Aluminum, Total	11500		mg/kg	10.9	2.95	2	12/29/23 00:37	01/02/24 12:27	EPA 3050B	1,6010D	DHL
Antimony, Total	ND		mg/kg	5.47	0.416	2	12/29/23 00:37	01/02/24 12:27	EPA 3050B	1,6010D	DHL
Arsenic, Total	4.54		mg/kg	1.09	0.228	2	12/29/23 00:37	01/02/24 12:27	EPA 3050B	1,6010D	DHL
Barium, Total	69.1		mg/kg	1.09	0.190	2	12/29/23 00:37	01/02/24 12:27	EPA 3050B	1,6010D	DHL
Beryllium, Total	0.516	J	mg/kg	0.547	0.036	2	12/29/23 00:37	01/02/24 12:27	EPA 3050B	1,6010D	DHL
Cadmium, Total	0.128	J	mg/kg	1.09	0.107	2	12/29/23 00:37	01/02/24 12:27	EPA 3050B	1,6010D	DHL
Calcium, Total	2330		mg/kg	10.9	3.83	2	12/29/23 00:37	01/02/24 12:27	EPA 3050B	1,6010D	DHL
Chromium, Total	12.4		mg/kg	1.09	0.105	2	12/29/23 00:37	01/02/24 12:27	EPA 3050B	1,6010D	DHL
Cobalt, Total	5.70		mg/kg	2.19	0.182	2	12/29/23 00:37	01/02/24 12:27	EPA 3050B	1,6010D	DHL
Copper, Total	9.40		mg/kg	1.09	0.282	2	12/29/23 00:37	01/02/24 12:27	EPA 3050B	1,6010D	DHL
Iron, Total	17300		mg/kg	5.47	0.988	2	12/29/23 00:37	01/02/24 12:27	EPA 3050B	1,6010D	DHL
Lead, Total	37.2		mg/kg	5.47	0.293	2	12/29/23 00:37	01/02/24 12:27	EPA 3050B	1,6010D	DHL
Magnesium, Total	2540		mg/kg	10.9	1.68	2	12/29/23 00:37	01/02/24 12:27	EPA 3050B	1,6010D	DHL
Manganese, Total	219		mg/kg	1.09	0.174	2	12/29/23 00:37	01/02/24 12:27	EPA 3050B	1,6010D	DHL
Mercury, Total	0.066	J	mg/kg	0.101	0.066	1	12/29/23 01:05	01/02/24 13:15	EPA 7471B	1,7471B	MJR
Nickel, Total	11.3		mg/kg	2.74	0.265	2	12/29/23 00:37	01/02/24 12:27	EPA 3050B	1,6010D	DHL
Potassium, Total	503		mg/kg	274	15.8	2	12/29/23 00:37	01/02/24 12:27	EPA 3050B	1,6010D	DHL
Selenium, Total	0.371	J	mg/kg	2.19	0.282	2	12/29/23 00:37	01/02/24 12:27	EPA 3050B	1,6010D	DHL
Silver, Total	0.325	J	mg/kg	0.547	0.310	2	12/29/23 00:37	01/02/24 12:27	EPA 3050B	1,6010D	DHL
Sodium, Total	49.2	J	mg/kg	219	3.45	2	12/29/23 00:37	01/02/24 12:27	EPA 3050B	1,6010D	DHL
Thallium, Total	ND		mg/kg	2.19	0.345	2	12/29/23 00:37	01/02/24 12:27	EPA 3050B	1,6010D	DHL
Vanadium, Total	23.2		mg/kg	1.09	0.222	2	12/29/23 00:37	01/02/24 12:27	EPA 3050B	1,6010D	DHL
Zinc, Total	59.5		mg/kg	5.47	0.320	2	12/29/23 00:37	01/02/24 12:27	EPA 3050B	1,6010D	DHL

Project Name: AMHERST CENTRAL PARK STATION **Lab Number:** L2376309

Project Number: H22.009.003 **Report Date:** 01/11/24

SAMPLE RESULTS

Lab ID: L2376309-05 Date Collected: 12/27/23 12:15

Client ID: SB-04-A Date Received: 12/27/23

Sample Location: Not Specified Field Prep: Not Specified

Sample Depth:

Matrix: Soil

Percent Solids: 74%

Parameter	Result	Qualifier	Units	RL	MDL	Dilution Factor	Date Prepared	Date Analyzed	Prep Method	Analytical Method	Analyst
Total Metals - Mansfield Lab											
Aluminum, Total	9720		mg/kg	10.6	2.86	2	12/28/23 23:23	01/02/24 16:43	EPA 3050B	1,6010D	TAA
Antimony, Total	ND		mg/kg	5.30	0.403	2	12/28/23 23:23	01/02/24 16:43	EPA 3050B	1,6010D	TAA
Arsenic, Total	5.89		mg/kg	1.06	0.221	2	12/28/23 23:23	01/02/24 16:43	EPA 3050B	1,6010D	TAA
Barium, Total	73.6		mg/kg	1.06	0.185	2	12/28/23 23:23	01/02/24 16:43	EPA 3050B	1,6010D	TAA
Beryllium, Total	0.595		mg/kg	0.530	0.035	2	12/28/23 23:23	01/02/24 16:43	EPA 3050B	1,6010D	TAA
Cadmium, Total	0.797	J	mg/kg	1.06	0.104	2	12/28/23 23:23	01/02/24 16:43	EPA 3050B	1,6010D	TAA
Calcium, Total	44400		mg/kg	10.6	3.71	2	12/28/23 23:23	01/02/24 16:43	EPA 3050B	1,6010D	TAA
Chromium, Total	16.7		mg/kg	1.06	0.102	2	12/28/23 23:23	01/02/24 16:43	EPA 3050B	1,6010D	TAA
Cobalt, Total	6.91		mg/kg	2.12	0.176	2	12/28/23 23:23	01/02/24 16:43	EPA 3050B	1,6010D	TAA
Copper, Total	115		mg/kg	1.06	0.274	2	12/28/23 23:23	01/02/24 16:43	EPA 3050B	1,6010D	TAA
Iron, Total	18000		mg/kg	5.30	0.958	2	12/28/23 23:23	01/02/24 16:43	EPA 3050B	1,6010D	TAA
Lead, Total	56.1		mg/kg	5.30	0.284	2	12/28/23 23:23	01/02/24 16:43	EPA 3050B	1,6010D	TAA
Magnesium, Total	12800		mg/kg	10.6	1.63	2	12/28/23 23:23	01/02/24 16:43	EPA 3050B	1,6010D	TAA
Manganese, Total	503		mg/kg	1.06	0.169	2	12/28/23 23:23	01/02/24 16:43	EPA 3050B	1,6010D	TAA
Mercury, Total	ND		mg/kg	0.093	0.061	1	12/29/23 00:03	01/02/24 14:47	EPA 7471B	1,7471B	MJR
Nickel, Total	20.0		mg/kg	2.65	0.257	2	12/28/23 23:23	01/02/24 16:43	EPA 3050B	1,6010D	TAA
Potassium, Total	827		mg/kg	265	15.3	2	12/28/23 23:23	01/02/24 16:43	EPA 3050B	1,6010D	TAA
Selenium, Total	ND		mg/kg	2.12	0.274	2	12/28/23 23:23	01/02/24 16:43	EPA 3050B	1,6010D	TAA
Silver, Total	ND		mg/kg	0.530	0.300	2	12/28/23 23:23	01/02/24 16:43	EPA 3050B	1,6010D	TAA
Sodium, Total	98.2	J	mg/kg	212	3.34	2	12/28/23 23:23	01/02/24 16:43	EPA 3050B	1,6010D	TAA
Thallium, Total	ND		mg/kg	2.12	0.334	2	12/28/23 23:23	01/02/24 16:43	EPA 3050B	1,6010D	TAA
Vanadium, Total	19.6		mg/kg	1.06	0.215	2	12/28/23 23:23	01/02/24 16:43	EPA 3050B	1,6010D	TAA
Zinc, Total	112		mg/kg	5.30	0.311	2	12/28/23 23:23	01/02/24 16:43	EPA 3050B	1,6010D	TAA

Project Name: AMHERST CENTRAL PARK STATION **Lab Number:** L2376309

Project Number: H22.009.003 **Report Date:** 01/11/24

SAMPLE RESULTS

Lab ID: L2376309-06 Date Collected: 12/27/23 12:15

Client ID: SB-04-B Date Received: 12/27/23

Sample Location: Not Specified Field Prep: Not Specified

Sample Depth:

Matrix: Soil

Percent Solids: 89%

Parameter	Result	Qualifier	Units	RL	MDL	Dilution Factor	Date Prepared	Date Analyzed	Prep Method	Analytical Method	Analyst
Total Metals - Mansfield Lab											
Aluminum, Total	4840		mg/kg	8.92	2.41	2	12/28/23 23:23	01/02/24 16:48	EPA 3050B	1,6010D	TAA
Antimony, Total	ND		mg/kg	4.46	0.339	2	12/28/23 23:23	01/02/24 16:48	EPA 3050B	1,6010D	TAA
Arsenic, Total	4.76		mg/kg	0.892	0.185	2	12/28/23 23:23	01/02/24 16:48	EPA 3050B	1,6010D	TAA
Barium, Total	81.5		mg/kg	0.892	0.155	2	12/28/23 23:23	01/02/24 16:48	EPA 3050B	1,6010D	TAA
Beryllium, Total	0.298	J	mg/kg	0.446	0.029	2	12/28/23 23:23	01/02/24 16:48	EPA 3050B	1,6010D	TAA
Cadmium, Total	0.999		mg/kg	0.892	0.087	2	12/28/23 23:23	01/02/24 16:48	EPA 3050B	1,6010D	TAA
Calcium, Total	97200		mg/kg	89.2	31.2	20	12/28/23 23:23	01/02/24 20:06	EPA 3050B	1,6010D	TAA
Chromium, Total	10.9		mg/kg	0.892	0.086	2	12/28/23 23:23	01/02/24 16:48	EPA 3050B	1,6010D	TAA
Cobalt, Total	4.72		mg/kg	1.78	0.148	2	12/28/23 23:23	01/02/24 16:48	EPA 3050B	1,6010D	TAA
Copper, Total	17.5		mg/kg	0.892	0.230	2	12/28/23 23:23	01/02/24 16:48	EPA 3050B	1,6010D	TAA
Iron, Total	11600		mg/kg	4.46	0.805	2	12/28/23 23:23	01/02/24 16:48	EPA 3050B	1,6010D	TAA
Lead, Total	51.1		mg/kg	4.46	0.239	2	12/28/23 23:23	01/02/24 16:48	EPA 3050B	1,6010D	TAA
Magnesium, Total	44800		mg/kg	8.92	1.37	2	12/28/23 23:23	01/02/24 16:48	EPA 3050B	1,6010D	TAA
Manganese, Total	535		mg/kg	0.892	0.142	2	12/28/23 23:23	01/02/24 16:48	EPA 3050B	1,6010D	TAA
Mercury, Total	ND		mg/kg	0.079	0.051	1	12/29/23 00:03	01/02/24 14:50	EPA 7471B	1,7471B	MJR
Nickel, Total	12.6		mg/kg	2.23	0.216	2	12/28/23 23:23	01/02/24 16:48	EPA 3050B	1,6010D	TAA
Potassium, Total	470		mg/kg	223	12.8	2	12/28/23 23:23	01/02/24 16:48	EPA 3050B	1,6010D	TAA
Selenium, Total	ND		mg/kg	1.78	0.230	2	12/28/23 23:23	01/02/24 16:48	EPA 3050B	1,6010D	TAA
Silver, Total	ND		mg/kg	0.446	0.252	2	12/28/23 23:23	01/02/24 16:48	EPA 3050B	1,6010D	TAA
Sodium, Total	132	J	mg/kg	178	2.81	2	12/28/23 23:23	01/02/24 16:48	EPA 3050B	1,6010D	TAA
Thallium, Total	ND		mg/kg	1.78	0.281	2	12/28/23 23:23	01/02/24 16:48	EPA 3050B	1,6010D	TAA
Vanadium, Total	11.9		mg/kg	0.892	0.181	2	12/28/23 23:23	01/02/24 16:48	EPA 3050B	1,6010D	TAA
Zinc, Total	226		mg/kg	4.46	0.261	2	12/28/23 23:23	01/02/24 16:48	EPA 3050B	1,6010D	TAA

Project Name: AMHERST CENTRAL PARK STATION **Lab Number:** L2376309

Project Number: H22.009.003 **Report Date:** 01/11/24

SAMPLE RESULTS

Lab ID: L2376309-07 Date Collected: 12/27/23 12:45

Client ID: SB-05-A Date Received: 12/27/23

Sample Location: Not Specified Field Prep: Not Specified

Sample Depth:

Matrix: Soil

Percent Solids: 61%

Parameter	Result	Qualifier	Units	RL	MDL	Dilution Factor	Date Prepared	Date Analyzed	Prep Method	Analytical Method	Analyst
Total Metals - Mansfield Lab											
Aluminum, Total	9290		mg/kg	13.0	3.52	2	12/28/23 23:23	01/02/24 17:32	EPA 3050B	1,6010D	TAA
Antimony, Total	ND		mg/kg	6.52	0.496	2	12/28/23 23:23	01/02/24 17:32	EPA 3050B	1,6010D	TAA
Arsenic, Total	5.21		mg/kg	1.30	0.271	2	12/28/23 23:23	01/02/24 17:32	EPA 3050B	1,6010D	TAA
Barium, Total	72.0		mg/kg	1.30	0.227	2	12/28/23 23:23	01/02/24 17:32	EPA 3050B	1,6010D	TAA
Beryllium, Total	0.556	J	mg/kg	0.652	0.043	2	12/28/23 23:23	01/02/24 17:32	EPA 3050B	1,6010D	TAA
Cadmium, Total	0.601	J	mg/kg	1.30	0.128	2	12/28/23 23:23	01/02/24 17:32	EPA 3050B	1,6010D	TAA
Calcium, Total	2900		mg/kg	13.0	4.56	2	12/28/23 23:23	01/02/24 17:32	EPA 3050B	1,6010D	TAA
Chromium, Total	14.5		mg/kg	1.30	0.125	2	12/28/23 23:23	01/02/24 17:32	EPA 3050B	1,6010D	TAA
Cobalt, Total	4.78		mg/kg	2.61	0.216	2	12/28/23 23:23	01/02/24 17:32	EPA 3050B	1,6010D	TAA
Copper, Total	11.1		mg/kg	1.30	0.336	2	12/28/23 23:23	01/02/24 17:32	EPA 3050B	1,6010D	TAA
Iron, Total	17700		mg/kg	6.52	1.18	2	12/28/23 23:23	01/02/24 17:32	EPA 3050B	1,6010D	TAA
Lead, Total	32.1		mg/kg	6.52	0.349	2	12/28/23 23:23	01/02/24 17:32	EPA 3050B	1,6010D	TAA
Magnesium, Total	2590		mg/kg	13.0	2.01	2	12/28/23 23:23	01/02/24 17:32	EPA 3050B	1,6010D	TAA
Manganese, Total	347		mg/kg	1.30	0.207	2	12/28/23 23:23	01/02/24 17:32	EPA 3050B	1,6010D	TAA
Mercury, Total	0.081	J	mg/kg	0.122	0.079	1	12/29/23 00:03	01/02/24 14:53	EPA 7471B	1,7471B	MJR
Nickel, Total	12.5		mg/kg	3.26	0.316	2	12/28/23 23:23	01/02/24 17:32	EPA 3050B	1,6010D	TAA
Potassium, Total	654		mg/kg	326	18.8	2	12/28/23 23:23	01/02/24 17:32	EPA 3050B	1,6010D	TAA
Selenium, Total	ND		mg/kg	2.61	0.336	2	12/28/23 23:23	01/02/24 17:32	EPA 3050B	1,6010D	TAA
Silver, Total	ND		mg/kg	0.652	0.369	2	12/28/23 23:23	01/02/24 17:32	EPA 3050B	1,6010D	TAA
Sodium, Total	33.2	J	mg/kg	261	4.11	2	12/28/23 23:23	01/02/24 17:32	EPA 3050B	1,6010D	TAA
Thallium, Total	ND		mg/kg	2.61	0.411	2	12/28/23 23:23	01/02/24 17:32	EPA 3050B	1,6010D	TAA
Vanadium, Total	21.9		mg/kg	1.30	0.265	2	12/28/23 23:23	01/02/24 17:32	EPA 3050B	1,6010D	TAA
Zinc, Total	71.0		mg/kg	6.52	0.382	2	12/28/23 23:23	01/02/24 17:32	EPA 3050B	1,6010D	TAA

Project Name: AMHERST CENTRAL PARK STATION **Lab Number:** L2376309

Project Number: H22.009.003 **Report Date:** 01/11/24

SAMPLE RESULTS

Lab ID: L2376309-08 Date Collected: 12/27/23 12:45

Client ID: SB-05-B Date Received: 12/27/23

Sample Location: Not Specified Field Prep: Not Specified

Sample Depth:

Matrix: Soil

Percent Solids: 66%

Parameter	Result	Qualifier	Units	RL	MDL	Dilution Factor	Date Prepared	Date Analyzed	Prep Method	Analytical Method	Analyst
Total Metals - Mansfield Lab											
Aluminum, Total	12500		mg/kg	11.8	3.18	2	12/28/23 23:23	01/02/24 17:37	EPA 3050B	1,6010D	TAA
Antimony, Total	ND		mg/kg	5.90	0.448	2	12/28/23 23:23	01/02/24 17:37	EPA 3050B	1,6010D	TAA
Arsenic, Total	5.68		mg/kg	1.18	0.245	2	12/28/23 23:23	01/02/24 17:37	EPA 3050B	1,6010D	TAA
Barium, Total	95.3		mg/kg	1.18	0.205	2	12/28/23 23:23	01/02/24 17:37	EPA 3050B	1,6010D	TAA
Beryllium, Total	0.691		mg/kg	0.590	0.039	2	12/28/23 23:23	01/02/24 17:37	EPA 3050B	1,6010D	TAA
Cadmium, Total	0.610	J	mg/kg	1.18	0.116	2	12/28/23 23:23	01/02/24 17:37	EPA 3050B	1,6010D	TAA
Calcium, Total	2210		mg/kg	11.8	4.13	2	12/28/23 23:23	01/02/24 17:37	EPA 3050B	1,6010D	TAA
Chromium, Total	19.3		mg/kg	1.18	0.113	2	12/28/23 23:23	01/02/24 17:37	EPA 3050B	1,6010D	TAA
Cobalt, Total	7.95		mg/kg	2.36	0.196	2	12/28/23 23:23	01/02/24 17:37	EPA 3050B	1,6010D	TAA
Copper, Total	12.4		mg/kg	1.18	0.304	2	12/28/23 23:23	01/02/24 17:37	EPA 3050B	1,6010D	TAA
Iron, Total	21600		mg/kg	5.90	1.06	2	12/28/23 23:23	01/02/24 17:37	EPA 3050B	1,6010D	TAA
Lead, Total	13.5		mg/kg	5.90	0.316	2	12/28/23 23:23	01/02/24 17:37	EPA 3050B	1,6010D	TAA
Magnesium, Total	3650		mg/kg	11.8	1.82	2	12/28/23 23:23	01/02/24 17:37	EPA 3050B	1,6010D	TAA
Manganese, Total	478		mg/kg	1.18	0.188	2	12/28/23 23:23	01/02/24 17:37	EPA 3050B	1,6010D	TAA
Mercury, Total	ND		mg/kg	0.112	0.073	1	12/29/23 00:03	01/02/24 14:57	EPA 7471B	1,7471B	MJR
Nickel, Total	16.8		mg/kg	2.95	0.285	2	12/28/23 23:23	01/02/24 17:37	EPA 3050B	1,6010D	TAA
Potassium, Total	587		mg/kg	295	17.0	2	12/28/23 23:23	01/02/24 17:37	EPA 3050B	1,6010D	TAA
Selenium, Total	ND		mg/kg	2.36	0.304	2	12/28/23 23:23	01/02/24 17:37	EPA 3050B	1,6010D	TAA
Silver, Total	ND		mg/kg	0.590	0.334	2	12/28/23 23:23	01/02/24 17:37	EPA 3050B	1,6010D	TAA
Sodium, Total	45.2	J	mg/kg	236	3.71	2	12/28/23 23:23	01/02/24 17:37	EPA 3050B	1,6010D	TAA
Thallium, Total	ND		mg/kg	2.36	0.371	2	12/28/23 23:23	01/02/24 17:37	EPA 3050B	1,6010D	TAA
Vanadium, Total	29.1		mg/kg	1.18	0.239	2	12/28/23 23:23	01/02/24 17:37	EPA 3050B	1,6010D	TAA
Zinc, Total	62.8		mg/kg	5.90	0.346	2	12/28/23 23:23	01/02/24 17:37	EPA 3050B	1,6010D	TAA

Project Name: AMHERST CENTRAL PARK STATION **Lab Number:** L2376309

Project Number: H22.009.003 **Report Date:** 01/11/24

SAMPLE RESULTS

Lab ID: L2376309-09 Date Collected: 12/27/23 13:05

Client ID: SB-06-A Date Received: 12/27/23

Sample Location: Not Specified Field Prep: Not Specified

Sample Depth:

Matrix: Soil

Percent Solids: 67%

Parameter	Result	Qualifier	Units	RL	MDL	Dilution Factor	Date Prepared	Date Analyzed	Prep Method	Analytical Method	Analyst
Total Metals - Mansfield Lab											
Aluminum, Total	11900		mg/kg	11.7	3.16	2	12/28/23 23:23	01/02/24 17:41	EPA 3050B	1,6010D	TAA
Antimony, Total	ND		mg/kg	5.84	0.444	2	12/28/23 23:23	01/02/24 17:41	EPA 3050B	1,6010D	TAA
Arsenic, Total	3.39		mg/kg	1.17	0.243	2	12/28/23 23:23	01/02/24 17:41	EPA 3050B	1,6010D	TAA
Barium, Total	53.0		mg/kg	1.17	0.203	2	12/28/23 23:23	01/02/24 17:41	EPA 3050B	1,6010D	TAA
Beryllium, Total	0.407	J	mg/kg	0.584	0.039	2	12/28/23 23:23	01/02/24 17:41	EPA 3050B	1,6010D	TAA
Cadmium, Total	0.773	J	mg/kg	1.17	0.114	2	12/28/23 23:23	01/02/24 17:41	EPA 3050B	1,6010D	TAA
Calcium, Total	7060		mg/kg	11.7	4.09	2	12/28/23 23:23	01/02/24 17:41	EPA 3050B	1,6010D	TAA
Chromium, Total	33.2		mg/kg	1.17	0.112	2	12/28/23 23:23	01/02/24 17:41	EPA 3050B	1,6010D	TAA
Cobalt, Total	11.1		mg/kg	2.34	0.194	2	12/28/23 23:23	01/02/24 17:41	EPA 3050B	1,6010D	TAA
Copper, Total	46.4		mg/kg	1.17	0.302	2	12/28/23 23:23	01/02/24 17:41	EPA 3050B	1,6010D	TAA
Iron, Total	23000		mg/kg	5.84	1.06	2	12/28/23 23:23	01/02/24 17:41	EPA 3050B	1,6010D	TAA
Lead, Total	24.1		mg/kg	5.84	0.313	2	12/28/23 23:23	01/02/24 17:41	EPA 3050B	1,6010D	TAA
Magnesium, Total	9270		mg/kg	11.7	1.80	2	12/28/23 23:23	01/02/24 17:41	EPA 3050B	1,6010D	TAA
Manganese, Total	352		mg/kg	1.17	0.186	2	12/28/23 23:23	01/02/24 17:41	EPA 3050B	1,6010D	TAA
Mercury, Total	ND		mg/kg	0.109	0.071	1	12/29/23 00:03	01/02/24 15:00	EPA 7471B	1,7471B	MJR
Nickel, Total	22.9		mg/kg	2.92	0.283	2	12/28/23 23:23	01/02/24 17:41	EPA 3050B	1,6010D	TAA
Potassium, Total	717		mg/kg	292	16.8	2	12/28/23 23:23	01/02/24 17:41	EPA 3050B	1,6010D	TAA
Selenium, Total	ND		mg/kg	2.34	0.302	2	12/28/23 23:23	01/02/24 17:41	EPA 3050B	1,6010D	TAA
Silver, Total	ND		mg/kg	0.584	0.331	2	12/28/23 23:23	01/02/24 17:41	EPA 3050B	1,6010D	TAA
Sodium, Total	39.6	J	mg/kg	234	3.68	2	12/28/23 23:23	01/02/24 17:41	EPA 3050B	1,6010D	TAA
Thallium, Total	ND		mg/kg	2.34	0.368	2	12/28/23 23:23	01/02/24 17:41	EPA 3050B	1,6010D	TAA
Vanadium, Total	30.7		mg/kg	1.17	0.237	2	12/28/23 23:23	01/02/24 17:41	EPA 3050B	1,6010D	TAA
Zinc, Total	113		mg/kg	5.84	0.342	2	12/28/23 23:23	01/02/24 17:41	EPA 3050B	1,6010D	TAA

Project Name: AMHERST CENTRAL PARK STATION **Lab Number:** L2376309

Project Number: H22.009.003 **Report Date:** 01/11/24

SAMPLE RESULTS

Lab ID: L2376309-10 Date Collected: 12/27/23 13:05

Client ID: SB-06-B Date Received: 12/27/23

Sample Location: Not Specified Field Prep: Not Specified

Sample Depth:

Matrix: Soil

Percent Solids: 79%

Parameter	Result	Qualifier	Units	RL	MDL	Dilution Factor	Date Prepared	Date Analyzed	Prep Method	Analytical Method	Analyst
Total Metals - Mansfield Lab											
Aluminum, Total	11700		mg/kg	9.76	2.64	2	12/28/23 23:23	01/02/24 17:46	EPA 3050B	1,6010D	TAA
Antimony, Total	ND		mg/kg	4.88	0.371	2	12/28/23 23:23	01/02/24 17:46	EPA 3050B	1,6010D	TAA
Arsenic, Total	4.95		mg/kg	0.976	0.203	2	12/28/23 23:23	01/02/24 17:46	EPA 3050B	1,6010D	TAA
Barium, Total	79.7		mg/kg	0.976	0.170	2	12/28/23 23:23	01/02/24 17:46	EPA 3050B	1,6010D	TAA
Beryllium, Total	0.601		mg/kg	0.488	0.032	2	12/28/23 23:23	01/02/24 17:46	EPA 3050B	1,6010D	TAA
Cadmium, Total	0.710	J	mg/kg	0.976	0.096	2	12/28/23 23:23	01/02/24 17:46	EPA 3050B	1,6010D	TAA
Calcium, Total	3500		mg/kg	9.76	3.42	2	12/28/23 23:23	01/02/24 17:46	EPA 3050B	1,6010D	TAA
Chromium, Total	18.9		mg/kg	0.976	0.094	2	12/28/23 23:23	01/02/24 17:46	EPA 3050B	1,6010D	TAA
Cobalt, Total	9.81		mg/kg	1.95	0.162	2	12/28/23 23:23	01/02/24 17:46	EPA 3050B	1,6010D	TAA
Copper, Total	19.8		mg/kg	0.976	0.252	2	12/28/23 23:23	01/02/24 17:46	EPA 3050B	1,6010D	TAA
Iron, Total	21900		mg/kg	4.88	0.881	2	12/28/23 23:23	01/02/24 17:46	EPA 3050B	1,6010D	TAA
Lead, Total	14.7		mg/kg	4.88	0.262	2	12/28/23 23:23	01/02/24 17:46	EPA 3050B	1,6010D	TAA
Magnesium, Total	4600		mg/kg	9.76	1.50	2	12/28/23 23:23	01/02/24 17:46	EPA 3050B	1,6010D	TAA
Manganese, Total	617		mg/kg	0.976	0.155	2	12/28/23 23:23	01/02/24 17:46	EPA 3050B	1,6010D	TAA
Mercury, Total	ND		mg/kg	0.093	0.061	1	12/29/23 00:03	01/02/24 15:03	EPA 7471B	1,7471B	MJR
Nickel, Total	19.4		mg/kg	2.44	0.236	2	12/28/23 23:23	01/02/24 17:46	EPA 3050B	1,6010D	TAA
Potassium, Total	660		mg/kg	244	14.0	2	12/28/23 23:23	01/02/24 17:46	EPA 3050B	1,6010D	TAA
Selenium, Total	ND		mg/kg	1.95	0.252	2	12/28/23 23:23	01/02/24 17:46	EPA 3050B	1,6010D	TAA
Silver, Total	ND		mg/kg	0.488	0.276	2	12/28/23 23:23	01/02/24 17:46	EPA 3050B	1,6010D	TAA
Sodium, Total	51.4	J	mg/kg	195	3.07	2	12/28/23 23:23	01/02/24 17:46	EPA 3050B	1,6010D	TAA
Thallium, Total	ND		mg/kg	1.95	0.307	2	12/28/23 23:23	01/02/24 17:46	EPA 3050B	1,6010D	TAA
Vanadium, Total	26.0		mg/kg	0.976	0.198	2	12/28/23 23:23	01/02/24 17:46	EPA 3050B	1,6010D	TAA
Zinc, Total	63.8		mg/kg	4.88	0.286	2	12/28/23 23:23	01/02/24 17:46	EPA 3050B	1,6010D	TAA

Project Name: AMHERST CENTRAL PARK STATION **Lab Number:** L2376309

Project Number: H22.009.003 **Report Date:** 01/11/24

SAMPLE RESULTS

Lab ID: L2376309-11 Date Collected: 12/27/23 13:15

Client ID: SB-07-A Date Received: 12/27/23

Sample Location: Not Specified Field Prep: Not Specified

Sample Depth:

Matrix: Soil

Percent Solids: 77%

Parameter	Result	Qualifier	Units	RL	MDL	Dilution Factor	Date Prepared	Date Analyzed	Prep Method	Analytical Method	Analyst
Total Metals - Mansfield Lab											
Aluminum, Total	7500		mg/kg	10.2	2.75	2	12/28/23 23:23	01/02/24 17:51	EPA 3050B	1,6010D	TAA
Antimony, Total	ND		mg/kg	5.10	0.387	2	12/28/23 23:23	01/02/24 17:51	EPA 3050B	1,6010D	TAA
Arsenic, Total	6.46		mg/kg	1.02	0.212	2	12/28/23 23:23	01/02/24 17:51	EPA 3050B	1,6010D	TAA
Barium, Total	63.6		mg/kg	1.02	0.177	2	12/28/23 23:23	01/02/24 17:51	EPA 3050B	1,6010D	TAA
Beryllium, Total	0.397	J	mg/kg	0.510	0.034	2	12/28/23 23:23	01/02/24 17:51	EPA 3050B	1,6010D	TAA
Cadmium, Total	0.510	J	mg/kg	1.02	0.100	2	12/28/23 23:23	01/02/24 17:51	EPA 3050B	1,6010D	TAA
Calcium, Total	6260		mg/kg	10.2	3.57	2	12/28/23 23:23	01/02/24 17:51	EPA 3050B	1,6010D	TAA
Chromium, Total	12.7		mg/kg	1.02	0.098	2	12/28/23 23:23	01/02/24 17:51	EPA 3050B	1,6010D	TAA
Cobalt, Total	4.51		mg/kg	2.04	0.169	2	12/28/23 23:23	01/02/24 17:51	EPA 3050B	1,6010D	TAA
Copper, Total	15.7		mg/kg	1.02	0.263	2	12/28/23 23:23	01/02/24 17:51	EPA 3050B	1,6010D	TAA
Iron, Total	13200		mg/kg	5.10	0.920	2	12/28/23 23:23	01/02/24 17:51	EPA 3050B	1,6010D	TAA
Lead, Total	48.8		mg/kg	5.10	0.273	2	12/28/23 23:23	01/02/24 17:51	EPA 3050B	1,6010D	TAA
Magnesium, Total	3910		mg/kg	10.2	1.57	2	12/28/23 23:23	01/02/24 17:51	EPA 3050B	1,6010D	TAA
Manganese, Total	233		mg/kg	1.02	0.162	2	12/28/23 23:23	01/02/24 17:51	EPA 3050B	1,6010D	TAA
Mercury, Total	0.097		mg/kg	0.094	0.061	1	12/29/23 00:03	01/02/24 15:13	EPA 7471B	1,7471B	MJR
Nickel, Total	12.0		mg/kg	2.55	0.247	2	12/28/23 23:23	01/02/24 17:51	EPA 3050B	1,6010D	TAA
Potassium, Total	522		mg/kg	255	14.7	2	12/28/23 23:23	01/02/24 17:51	EPA 3050B	1,6010D	TAA
Selenium, Total	ND		mg/kg	2.04	0.263	2	12/28/23 23:23	01/02/24 17:51	EPA 3050B	1,6010D	TAA
Silver, Total	ND		mg/kg	0.510	0.288	2	12/28/23 23:23	01/02/24 17:51	EPA 3050B	1,6010D	TAA
Sodium, Total	39.5	J	mg/kg	204	3.21	2	12/28/23 23:23	01/02/24 17:51	EPA 3050B	1,6010D	TAA
Thallium, Total	ND		mg/kg	2.04	0.321	2	12/28/23 23:23	01/02/24 17:51	EPA 3050B	1,6010D	TAA
Vanadium, Total	16.0		mg/kg	1.02	0.207	2	12/28/23 23:23	01/02/24 17:51	EPA 3050B	1,6010D	TAA
Zinc, Total	69.5		mg/kg	5.10	0.298	2	12/28/23 23:23	01/02/24 17:51	EPA 3050B	1,6010D	TAA

Project Name: AMHERST CENTRAL PARK STATION **Lab Number:** L2376309

Project Number: H22.009.003 **Report Date:** 01/11/24

SAMPLE RESULTS

Lab ID: L2376309-12 Date Collected: 12/27/23 13:15

Client ID: SB-07-B Date Received: 12/27/23

Sample Location: Not Specified Field Prep: Not Specified

Sample Depth:

Matrix: Soil

Percent Solids: 81%

Parameter	Result	Qualifier	Units	RL	MDL	Dilution Factor	Date Prepared	Date Analyzed	Prep Method	Analytical Method	Analyst
Total Metals - Mansfield Lab											
Aluminum, Total	8740		mg/kg	9.54	2.58	2	12/28/23 23:23	01/02/24 17:56	EPA 3050B	1,6010D	TAA
Antimony, Total	ND		mg/kg	4.77	0.363	2	12/28/23 23:23	01/02/24 17:56	EPA 3050B	1,6010D	TAA
Arsenic, Total	5.76		mg/kg	0.954	0.198	2	12/28/23 23:23	01/02/24 17:56	EPA 3050B	1,6010D	TAA
Barium, Total	74.6		mg/kg	0.954	0.166	2	12/28/23 23:23	01/02/24 17:56	EPA 3050B	1,6010D	TAA
Beryllium, Total	0.459	J	mg/kg	0.477	0.032	2	12/28/23 23:23	01/02/24 17:56	EPA 3050B	1,6010D	TAA
Cadmium, Total	0.547	J	mg/kg	0.954	0.094	2	12/28/23 23:23	01/02/24 17:56	EPA 3050B	1,6010D	TAA
Calcium, Total	13200		mg/kg	9.54	3.34	2	12/28/23 23:23	01/02/24 17:56	EPA 3050B	1,6010D	TAA
Chromium, Total	12.1		mg/kg	0.954	0.092	2	12/28/23 23:23	01/02/24 17:56	EPA 3050B	1,6010D	TAA
Cobalt, Total	5.66		mg/kg	1.91	0.158	2	12/28/23 23:23	01/02/24 17:56	EPA 3050B	1,6010D	TAA
Copper, Total	12.2		mg/kg	0.954	0.246	2	12/28/23 23:23	01/02/24 17:56	EPA 3050B	1,6010D	TAA
Iron, Total	14400		mg/kg	4.77	0.862	2	12/28/23 23:23	01/02/24 17:56	EPA 3050B	1,6010D	TAA
Lead, Total	37.7		mg/kg	4.77	0.256	2	12/28/23 23:23	01/02/24 17:56	EPA 3050B	1,6010D	TAA
Magnesium, Total	5470		mg/kg	9.54	1.47	2	12/28/23 23:23	01/02/24 17:56	EPA 3050B	1,6010D	TAA
Manganese, Total	370		mg/kg	0.954	0.152	2	12/28/23 23:23	01/02/24 17:56	EPA 3050B	1,6010D	TAA
Mercury, Total	0.067	J	mg/kg	0.092	0.060	1	12/29/23 00:03	01/02/24 15:16	EPA 7471B	1,7471B	MJR
Nickel, Total	12.8		mg/kg	2.38	0.231	2	12/28/23 23:23	01/02/24 17:56	EPA 3050B	1,6010D	TAA
Potassium, Total	516		mg/kg	238	13.7	2	12/28/23 23:23	01/02/24 17:56	EPA 3050B	1,6010D	TAA
Selenium, Total	ND		mg/kg	1.91	0.246	2	12/28/23 23:23	01/02/24 17:56	EPA 3050B	1,6010D	TAA
Silver, Total	ND		mg/kg	0.477	0.270	2	12/28/23 23:23	01/02/24 17:56	EPA 3050B	1,6010D	TAA
Sodium, Total	52.8	J	mg/kg	191	3.00	2	12/28/23 23:23	01/02/24 17:56	EPA 3050B	1,6010D	TAA
Thallium, Total	ND		mg/kg	1.91	0.300	2	12/28/23 23:23	01/02/24 17:56	EPA 3050B	1,6010D	TAA
Vanadium, Total	17.0		mg/kg	0.954	0.194	2	12/28/23 23:23	01/02/24 17:56	EPA 3050B	1,6010D	TAA
Zinc, Total	61.4		mg/kg	4.77	0.280	2	12/28/23 23:23	01/02/24 17:56	EPA 3050B	1,6010D	TAA

Project Name: AMHERST CENTRAL PARK STATION **Lab Number:** L2376309

Project Number: H22.009.003 **Report Date:** 01/11/24

SAMPLE RESULTS

Lab ID: L2376309-13 Date Collected: 12/27/23 13:40

Client ID: SB-09-A Date Received: 12/27/23

Sample Location: Not Specified Field Prep: Not Specified

Sample Depth:

Matrix: Soil

Percent Solids: 64%

Parameter	Result	Qualifier	Units	RL	MDL	Dilution Factor	Date Prepared	Date Analyzed	Prep Method	Analytical Method	Analyst
Total Metals - Mansfield Lab											
Aluminum, Total	11500		mg/kg	11.9	3.22	2	12/28/23 23:23	01/02/24 18:00	EPA 3050B	1,6010D	TAA
Antimony, Total	ND		mg/kg	5.96	0.453	2	12/28/23 23:23	01/02/24 18:00	EPA 3050B	1,6010D	TAA
Arsenic, Total	5.08		mg/kg	1.19	0.248	2	12/28/23 23:23	01/02/24 18:00	EPA 3050B	1,6010D	TAA
Barium, Total	66.5		mg/kg	1.19	0.207	2	12/28/23 23:23	01/02/24 18:00	EPA 3050B	1,6010D	TAA
Beryllium, Total	0.541	J	mg/kg	0.596	0.039	2	12/28/23 23:23	01/02/24 18:00	EPA 3050B	1,6010D	TAA
Cadmium, Total	0.676	J	mg/kg	1.19	0.117	2	12/28/23 23:23	01/02/24 18:00	EPA 3050B	1,6010D	TAA
Calcium, Total	4060		mg/kg	11.9	4.17	2	12/28/23 23:23	01/02/24 18:00	EPA 3050B	1,6010D	TAA
Chromium, Total	16.3		mg/kg	1.19	0.114	2	12/28/23 23:23	01/02/24 18:00	EPA 3050B	1,6010D	TAA
Cobalt, Total	6.64		mg/kg	2.38	0.198	2	12/28/23 23:23	01/02/24 18:00	EPA 3050B	1,6010D	TAA
Copper, Total	19.2		mg/kg	1.19	0.307	2	12/28/23 23:23	01/02/24 18:00	EPA 3050B	1,6010D	TAA
Iron, Total	18900		mg/kg	5.96	1.08	2	12/28/23 23:23	01/02/24 18:00	EPA 3050B	1,6010D	TAA
Lead, Total	28.9		mg/kg	5.96	0.319	2	12/28/23 23:23	01/02/24 18:00	EPA 3050B	1,6010D	TAA
Magnesium, Total	3800		mg/kg	11.9	1.84	2	12/28/23 23:23	01/02/24 18:00	EPA 3050B	1,6010D	TAA
Manganese, Total	333		mg/kg	1.19	0.189	2	12/28/23 23:23	01/02/24 18:00	EPA 3050B	1,6010D	TAA
Mercury, Total	0.076	J	mg/kg	0.112	0.073	1	12/29/23 00:03	01/02/24 15:20	EPA 7471B	1,7471B	MJR
Nickel, Total	14.5		mg/kg	2.98	0.288	2	12/28/23 23:23	01/02/24 18:00	EPA 3050B	1,6010D	TAA
Potassium, Total	493		mg/kg	298	17.2	2	12/28/23 23:23	01/02/24 18:00	EPA 3050B	1,6010D	TAA
Selenium, Total	ND		mg/kg	2.38	0.307	2	12/28/23 23:23	01/02/24 18:00	EPA 3050B	1,6010D	TAA
Silver, Total	ND		mg/kg	0.596	0.337	2	12/28/23 23:23	01/02/24 18:00	EPA 3050B	1,6010D	TAA
Sodium, Total	42.3	J	mg/kg	238	3.75	2	12/28/23 23:23	01/02/24 18:00	EPA 3050B	1,6010D	TAA
Thallium, Total	ND		mg/kg	2.38	0.375	2	12/28/23 23:23	01/02/24 18:00	EPA 3050B	1,6010D	TAA
Vanadium, Total	24.3		mg/kg	1.19	0.242	2	12/28/23 23:23	01/02/24 18:00	EPA 3050B	1,6010D	TAA
Zinc, Total	80.4		mg/kg	5.96	0.349	2	12/28/23 23:23	01/02/24 18:00	EPA 3050B	1,6010D	TAA

Project Name: AMHERST CENTRAL PARK STATION **Lab Number:** L2376309

Project Number: H22.009.003 **Report Date:** 01/11/24

SAMPLE RESULTS

Lab ID: L2376309-14 Date Collected: 12/27/23 13:40

Client ID: SB-09-B Date Received: 12/27/23

Sample Location: Not Specified Field Prep: Not Specified

Sample Depth:

Matrix: Soil

Percent Solids: 76%

Parameter	Result	Qualifier	Units	RL	MDL	Dilution Factor	Date Prepared	Date Analyzed	Prep Method	Analytical Method	Analyst
Total Metals - Mansfield Lab											
Aluminum, Total	9500		mg/kg	10.4	2.80	2	12/28/23 23:23	01/02/24 18:05	EPA 3050B	1,6010D	TAA
Antimony, Total	ND		mg/kg	5.18	0.394	2	12/28/23 23:23	01/02/24 18:05	EPA 3050B	1,6010D	TAA
Arsenic, Total	4.24		mg/kg	1.04	0.216	2	12/28/23 23:23	01/02/24 18:05	EPA 3050B	1,6010D	TAA
Barium, Total	48.7		mg/kg	1.04	0.180	2	12/28/23 23:23	01/02/24 18:05	EPA 3050B	1,6010D	TAA
Beryllium, Total	0.406	J	mg/kg	0.518	0.034	2	12/28/23 23:23	01/02/24 18:05	EPA 3050B	1,6010D	TAA
Cadmium, Total	1.09		mg/kg	1.04	0.102	2	12/28/23 23:23	01/02/24 18:05	EPA 3050B	1,6010D	TAA
Calcium, Total	3670		mg/kg	10.4	3.63	2	12/28/23 23:23	01/02/24 18:05	EPA 3050B	1,6010D	TAA
Chromium, Total	17.7		mg/kg	1.04	0.100	2	12/28/23 23:23	01/02/24 18:05	EPA 3050B	1,6010D	TAA
Cobalt, Total	7.19		mg/kg	2.07	0.172	2	12/28/23 23:23	01/02/24 18:05	EPA 3050B	1,6010D	TAA
Copper, Total	21.5		mg/kg	1.04	0.268	2	12/28/23 23:23	01/02/24 18:05	EPA 3050B	1,6010D	TAA
Iron, Total	16600		mg/kg	5.18	0.936	2	12/28/23 23:23	01/02/24 18:05	EPA 3050B	1,6010D	TAA
Lead, Total	21.9		mg/kg	5.18	0.278	2	12/28/23 23:23	01/02/24 18:05	EPA 3050B	1,6010D	TAA
Magnesium, Total	4300		mg/kg	10.4	1.60	2	12/28/23 23:23	01/02/24 18:05	EPA 3050B	1,6010D	TAA
Manganese, Total	270		mg/kg	1.04	0.165	2	12/28/23 23:23	01/02/24 18:05	EPA 3050B	1,6010D	TAA
Mercury, Total	ND		mg/kg	0.102	0.067	1	12/29/23 00:03	01/02/24 15:23	EPA 7471B	1,7471B	MJR
Nickel, Total	14.5		mg/kg	2.59	0.251	2	12/28/23 23:23	01/02/24 18:05	EPA 3050B	1,6010D	TAA
Potassium, Total	596		mg/kg	259	14.9	2	12/28/23 23:23	01/02/24 18:05	EPA 3050B	1,6010D	TAA
Selenium, Total	2.53		mg/kg	2.07	0.268	2	12/28/23 23:23	01/02/24 18:05	EPA 3050B	1,6010D	TAA
Silver, Total	ND		mg/kg	0.518	0.294	2	12/28/23 23:23	01/02/24 18:05	EPA 3050B	1,6010D	TAA
Sodium, Total	85.3	J	mg/kg	207	3.27	2	12/28/23 23:23	01/02/24 18:05	EPA 3050B	1,6010D	TAA
Thallium, Total	ND		mg/kg	2.07	0.327	2	12/28/23 23:23	01/02/24 18:05	EPA 3050B	1,6010D	TAA
Vanadium, Total	21.9		mg/kg	1.04	0.210	2	12/28/23 23:23	01/02/24 18:05	EPA 3050B	1,6010D	TAA
Zinc, Total	80.6		mg/kg	5.18	0.304	2	12/28/23 23:23	01/02/24 18:05	EPA 3050B	1,6010D	TAA

Project Name: AMHERST CENTRAL PARK STATION **Lab Number:** L2376309

Project Number: H22.009.003 **Report Date:** 01/11/24

SAMPLE RESULTS

Lab ID: L2376309-15 Date Collected: 12/27/23 13:22

Client ID: SB-10-A Date Received: 12/27/23

Sample Location: Not Specified Field Prep: Not Specified

Sample Depth:

Matrix: Soil

Percent Solids: 56%

Parameter	Result	Qualifier	Units	RL	MDL	Dilution Factor	Date Prepared	Date Analyzed	Prep Method	Analytical Method	Analyst
Total Metals - Mansfield Lab											
Aluminum, Total	10100		mg/kg	14.1	3.80	2	12/28/23 23:23	01/02/24 18:10	EPA 3050B	1,6010D	TAA
Antimony, Total	ND		mg/kg	7.04	0.535	2	12/28/23 23:23	01/02/24 18:10	EPA 3050B	1,6010D	TAA
Arsenic, Total	5.92		mg/kg	1.41	0.293	2	12/28/23 23:23	01/02/24 18:10	EPA 3050B	1,6010D	TAA
Barium, Total	66.4		mg/kg	1.41	0.245	2	12/28/23 23:23	01/02/24 18:10	EPA 3050B	1,6010D	TAA
Beryllium, Total	0.498	J	mg/kg	0.704	0.047	2	12/28/23 23:23	01/02/24 18:10	EPA 3050B	1,6010D	TAA
Cadmium, Total	0.561	J	mg/kg	1.41	0.138	2	12/28/23 23:23	01/02/24 18:10	EPA 3050B	1,6010D	TAA
Calcium, Total	2660		mg/kg	14.1	4.93	2	12/28/23 23:23	01/02/24 18:10	EPA 3050B	1,6010D	TAA
Chromium, Total	12.8		mg/kg	1.41	0.135	2	12/28/23 23:23	01/02/24 18:10	EPA 3050B	1,6010D	TAA
Cobalt, Total	4.13		mg/kg	2.82	0.234	2	12/28/23 23:23	01/02/24 18:10	EPA 3050B	1,6010D	TAA
Copper, Total	9.88		mg/kg	1.41	0.363	2	12/28/23 23:23	01/02/24 18:10	EPA 3050B	1,6010D	TAA
Iron, Total	17500		mg/kg	7.04	1.27	2	12/28/23 23:23	01/02/24 18:10	EPA 3050B	1,6010D	TAA
Lead, Total	27.7		mg/kg	7.04	0.378	2	12/28/23 23:23	01/02/24 18:10	EPA 3050B	1,6010D	TAA
Magnesium, Total	2150		mg/kg	14.1	2.17	2	12/28/23 23:23	01/02/24 18:10	EPA 3050B	1,6010D	TAA
Manganese, Total	99.1		mg/kg	1.41	0.224	2	12/28/23 23:23	01/02/24 18:10	EPA 3050B	1,6010D	TAA
Mercury, Total	ND		mg/kg	0.129	0.084	1	12/29/23 00:03	01/02/24 15:26	EPA 7471B	1,7471B	MJR
Nickel, Total	10.5		mg/kg	3.52	0.341	2	12/28/23 23:23	01/02/24 18:10	EPA 3050B	1,6010D	TAA
Potassium, Total	435		mg/kg	352	20.3	2	12/28/23 23:23	01/02/24 18:10	EPA 3050B	1,6010D	TAA
Selenium, Total	ND		mg/kg	2.82	0.363	2	12/28/23 23:23	01/02/24 18:10	EPA 3050B	1,6010D	TAA
Silver, Total	ND		mg/kg	0.704	0.399	2	12/28/23 23:23	01/02/24 18:10	EPA 3050B	1,6010D	TAA
Sodium, Total	74.3	J	mg/kg	282	4.44	2	12/28/23 23:23	01/02/24 18:10	EPA 3050B	1,6010D	TAA
Thallium, Total	ND		mg/kg	2.82	0.444	2	12/28/23 23:23	01/02/24 18:10	EPA 3050B	1,6010D	TAA
Vanadium, Total	20.8		mg/kg	1.41	0.286	2	12/28/23 23:23	01/02/24 18:10	EPA 3050B	1,6010D	TAA
Zinc, Total	45.8		mg/kg	7.04	0.413	2	12/28/23 23:23	01/02/24 18:10	EPA 3050B	1,6010D	TAA

Project Name: AMHERST CENTRAL PARK STATION **Lab Number:** L2376309

Project Number: H22.009.003 **Report Date:** 01/11/24

SAMPLE RESULTS

Lab ID: L2376309-16 Date Collected: 12/27/23 13:22

Client ID: SB-10-B Date Received: 12/27/23

Sample Location: Not Specified Field Prep: Not Specified

Sample Depth:

Matrix: Soil

Percent Solids: 78%

Parameter	Result	Qualifier	Units	RL	MDL	Dilution Factor	Date Prepared	Date Analyzed	Prep Method	Analytical Method	Analyst
Total Metals - Mansfield Lab											
Aluminum, Total	14100		mg/kg	10.1	2.72	2	12/28/23 23:23	01/02/24 18:14	EPA 3050B	1,6010D	TAA
Antimony, Total	ND		mg/kg	5.03	0.382	2	12/28/23 23:23	01/02/24 18:14	EPA 3050B	1,6010D	TAA
Arsenic, Total	6.71		mg/kg	1.01	0.209	2	12/28/23 23:23	01/02/24 18:14	EPA 3050B	1,6010D	TAA
Barium, Total	113		mg/kg	1.01	0.175	2	12/28/23 23:23	01/02/24 18:14	EPA 3050B	1,6010D	TAA
Beryllium, Total	1.07		mg/kg	0.503	0.033	2	12/28/23 23:23	01/02/24 18:14	EPA 3050B	1,6010D	TAA
Cadmium, Total	0.812	J	mg/kg	1.01	0.099	2	12/28/23 23:23	01/02/24 18:14	EPA 3050B	1,6010D	TAA
Calcium, Total	2100		mg/kg	10.1	3.52	2	12/28/23 23:23	01/02/24 18:14	EPA 3050B	1,6010D	TAA
Chromium, Total	19.1		mg/kg	1.01	0.097	2	12/28/23 23:23	01/02/24 18:14	EPA 3050B	1,6010D	TAA
Cobalt, Total	21.3		mg/kg	2.01	0.167	2	12/28/23 23:23	01/02/24 18:14	EPA 3050B	1,6010D	TAA
Copper, Total	19.3		mg/kg	1.01	0.260	2	12/28/23 23:23	01/02/24 18:14	EPA 3050B	1,6010D	TAA
Iron, Total	29400		mg/kg	5.03	0.909	2	12/28/23 23:23	01/02/24 18:14	EPA 3050B	1,6010D	TAA
Lead, Total	16.0		mg/kg	5.03	0.270	2	12/28/23 23:23	01/02/24 18:14	EPA 3050B	1,6010D	TAA
Magnesium, Total	3850		mg/kg	10.1	1.55	2	12/28/23 23:23	01/02/24 18:14	EPA 3050B	1,6010D	TAA
Manganese, Total	1080		mg/kg	1.01	0.160	2	12/28/23 23:23	01/02/24 18:14	EPA 3050B	1,6010D	TAA
Mercury, Total	ND		mg/kg	0.096	0.063	1	12/29/23 00:03	01/02/24 15:30	EPA 7471B	1,7471B	MJR
Nickel, Total	22.5		mg/kg	2.52	0.244	2	12/28/23 23:23	01/02/24 18:14	EPA 3050B	1,6010D	TAA
Potassium, Total	665		mg/kg	252	14.5	2	12/28/23 23:23	01/02/24 18:14	EPA 3050B	1,6010D	TAA
Selenium, Total	ND		mg/kg	2.01	0.260	2	12/28/23 23:23	01/02/24 18:14	EPA 3050B	1,6010D	TAA
Silver, Total	ND		mg/kg	0.503	0.285	2	12/28/23 23:23	01/02/24 18:14	EPA 3050B	1,6010D	TAA
Sodium, Total	85.3	J	mg/kg	201	3.17	2	12/28/23 23:23	01/02/24 18:14	EPA 3050B	1,6010D	TAA
Thallium, Total	ND		mg/kg	2.01	0.317	2	12/28/23 23:23	01/02/24 18:14	EPA 3050B	1,6010D	TAA
Vanadium, Total	30.3		mg/kg	1.01	0.204	2	12/28/23 23:23	01/02/24 18:14	EPA 3050B	1,6010D	TAA
Zinc, Total	59.9		mg/kg	5.03	0.295	2	12/28/23 23:23	01/02/24 18:14	EPA 3050B	1,6010D	TAA

Project Name: AMHERST CENTRAL PARK STATION **Lab Number:** L2376309

Project Number: H22.009.003 **Report Date:** 01/11/24

SAMPLE RESULTS

Lab ID: L2376309-17 Date Collected: 12/27/23 13:50

Client ID: SB-11-A Date Received: 12/27/23

Sample Location: Not Specified Field Prep: Not Specified

Sample Depth:

Matrix: Soil

Percent Solids: 76%

Parameter	Result	Qualifier	Units	RL	MDL	Dilution Factor	Date Prepared	Date Analyzed	Prep Method	Analytical Method	Analyst
Total Metals - Mansfield Lab											
Aluminum, Total	9170		mg/kg	10.4	2.82	2	12/28/23 23:23	01/02/24 19:33	EPA 3050B	1,6010D	TAA
Antimony, Total	ND		mg/kg	5.22	0.397	2	12/28/23 23:23	01/02/24 19:33	EPA 3050B	1,6010D	TAA
Arsenic, Total	4.16		mg/kg	1.04	0.217	2	12/28/23 23:23	01/02/24 19:33	EPA 3050B	1,6010D	TAA
Barium, Total	52.2		mg/kg	1.04	0.182	2	12/28/23 23:23	01/02/24 19:33	EPA 3050B	1,6010D	TAA
Beryllium, Total	0.430	J	mg/kg	0.522	0.035	2	12/28/23 23:23	01/02/24 19:33	EPA 3050B	1,6010D	TAA
Cadmium, Total	0.661	J	mg/kg	1.04	0.102	2	12/28/23 23:23	01/02/24 19:33	EPA 3050B	1,6010D	TAA
Calcium, Total	4330		mg/kg	10.4	3.66	2	12/28/23 23:23	01/02/24 19:33	EPA 3050B	1,6010D	TAA
Chromium, Total	13.4		mg/kg	1.04	0.100	2	12/28/23 23:23	01/02/24 19:33	EPA 3050B	1,6010D	TAA
Cobalt, Total	4.99		mg/kg	2.09	0.173	2	12/28/23 23:23	01/02/24 19:33	EPA 3050B	1,6010D	TAA
Copper, Total	12.5		mg/kg	1.04	0.270	2	12/28/23 23:23	01/02/24 19:33	EPA 3050B	1,6010D	TAA
Iron, Total	14800		mg/kg	5.22	0.943	2	12/28/23 23:23	01/02/24 19:33	EPA 3050B	1,6010D	TAA
Lead, Total	23.3		mg/kg	5.22	0.280	2	12/28/23 23:23	01/02/24 19:33	EPA 3050B	1,6010D	TAA
Magnesium, Total	3140		mg/kg	10.4	1.61	2	12/28/23 23:23	01/02/24 19:33	EPA 3050B	1,6010D	TAA
Manganese, Total	146		mg/kg	1.04	0.166	2	12/28/23 23:23	01/02/24 19:33	EPA 3050B	1,6010D	TAA
Mercury, Total	0.117		mg/kg	0.096	0.063	1	12/29/23 00:03	01/02/24 15:33	EPA 7471B	1,7471B	MJR
Nickel, Total	12.3		mg/kg	2.61	0.253	2	12/28/23 23:23	01/02/24 19:33	EPA 3050B	1,6010D	TAA
Potassium, Total	551		mg/kg	261	15.0	2	12/28/23 23:23	01/02/24 19:33	EPA 3050B	1,6010D	TAA
Selenium, Total	0.327	J	mg/kg	2.09	0.270	2	12/28/23 23:23	01/02/24 19:33	EPA 3050B	1,6010D	TAA
Silver, Total	ND		mg/kg	0.522	0.296	2	12/28/23 23:23	01/02/24 19:33	EPA 3050B	1,6010D	TAA
Sodium, Total	47.3	J	mg/kg	209	3.29	2	12/28/23 23:23	01/02/24 19:33	EPA 3050B	1,6010D	TAA
Thallium, Total	ND		mg/kg	2.09	0.329	2	12/28/23 23:23	01/02/24 19:33	EPA 3050B	1,6010D	TAA
Vanadium, Total	20.1		mg/kg	1.04	0.212	2	12/28/23 23:23	01/02/24 19:33	EPA 3050B	1,6010D	TAA
Zinc, Total	65.0		mg/kg	5.22	0.306	2	12/28/23 23:23	01/02/24 19:33	EPA 3050B	1,6010D	TAA

Project Name: AMHERST CENTRAL PARK STATION **Lab Number:** L2376309

Project Number: H22.009.003 **Report Date:** 01/11/24

SAMPLE RESULTS

Lab ID: L2376309-18 Date Collected: 12/27/23 13:50

Client ID: SB-11-B Date Received: 12/27/23

Sample Location: Not Specified Field Prep: Not Specified

Sample Depth:

Matrix: Soil

Percent Solids: 76%

Parameter	Result	Qualifier	Units	RL	MDL	Dilution Factor	Date Prepared	Date Analyzed	Prep Method	Analytical Method	Analyst
Total Metals - Mansfield Lab											
Aluminum, Total	16300		mg/kg	10.5	2.83	2	12/28/23 23:23	01/02/24 19:38	EPA 3050B	1,6010D	TAA
Antimony, Total	0.406	J	mg/kg	5.24	0.399	2	12/28/23 23:23	01/02/24 19:38	EPA 3050B	1,6010D	TAA
Arsenic, Total	5.49		mg/kg	1.05	0.218	2	12/28/23 23:23	01/02/24 19:38	EPA 3050B	1,6010D	TAA
Barium, Total	67.2		mg/kg	1.05	0.182	2	12/28/23 23:23	01/02/24 19:38	EPA 3050B	1,6010D	TAA
Beryllium, Total	0.589		mg/kg	0.524	0.035	2	12/28/23 23:23	01/02/24 19:38	EPA 3050B	1,6010D	TAA
Cadmium, Total	0.563	J	mg/kg	1.05	0.103	2	12/28/23 23:23	01/02/24 19:38	EPA 3050B	1,6010D	TAA
Calcium, Total	2180		mg/kg	10.5	3.67	2	12/28/23 23:23	01/02/24 19:38	EPA 3050B	1,6010D	TAA
Chromium, Total	19.2		mg/kg	1.05	0.101	2	12/28/23 23:23	01/02/24 19:38	EPA 3050B	1,6010D	TAA
Cobalt, Total	8.40		mg/kg	2.10	0.174	2	12/28/23 23:23	01/02/24 19:38	EPA 3050B	1,6010D	TAA
Copper, Total	11.9		mg/kg	1.05	0.271	2	12/28/23 23:23	01/02/24 19:38	EPA 3050B	1,6010D	TAA
Iron, Total	27800		mg/kg	5.24	0.947	2	12/28/23 23:23	01/02/24 19:38	EPA 3050B	1,6010D	TAA
Lead, Total	14.5		mg/kg	5.24	0.281	2	12/28/23 23:23	01/02/24 19:38	EPA 3050B	1,6010D	TAA
Magnesium, Total	3760		mg/kg	10.5	1.62	2	12/28/23 23:23	01/02/24 19:38	EPA 3050B	1,6010D	TAA
Manganese, Total	373		mg/kg	1.05	0.167	2	12/28/23 23:23	01/02/24 19:38	EPA 3050B	1,6010D	TAA
Mercury, Total	ND		mg/kg	0.100	0.065	1	12/29/23 00:03	01/02/24 15:36	EPA 7471B	1,7471B	MJR
Nickel, Total	17.2		mg/kg	2.62	0.254	2	12/28/23 23:23	01/02/24 19:38	EPA 3050B	1,6010D	TAA
Potassium, Total	566		mg/kg	262	15.1	2	12/28/23 23:23	01/02/24 19:38	EPA 3050B	1,6010D	TAA
Selenium, Total	ND		mg/kg	2.10	0.271	2	12/28/23 23:23	01/02/24 19:38	EPA 3050B	1,6010D	TAA
Silver, Total	ND		mg/kg	0.524	0.297	2	12/28/23 23:23	01/02/24 19:38	EPA 3050B	1,6010D	TAA
Sodium, Total	67.9	J	mg/kg	210	3.30	2	12/28/23 23:23	01/02/24 19:38	EPA 3050B	1,6010D	TAA
Thallium, Total	ND		mg/kg	2.10	0.330	2	12/28/23 23:23	01/02/24 19:38	EPA 3050B	1,6010D	TAA
Vanadium, Total	30.8		mg/kg	1.05	0.213	2	12/28/23 23:23	01/02/24 19:38	EPA 3050B	1,6010D	TAA
Zinc, Total	51.2		mg/kg	5.24	0.307	2	12/28/23 23:23	01/02/24 19:38	EPA 3050B	1,6010D	TAA

Project Name: AMHERST CENTRAL PARK STATION **Lab Number:** L2376309

Project Number: H22.009.003 **Report Date:** 01/11/24

SAMPLE RESULTS

Lab ID: L2376309-19 Date Collected: 12/27/23 13:30

Client ID: SB-15-A Date Received: 12/27/23

Sample Location: Not Specified Field Prep: Not Specified

Sample Depth:

Matrix: Soil

Percent Solids: 72%

Parameter	Result	Qualifier	Units	RL	MDL	Dilution Factor	Date Prepared	Date Analyzed	Prep Method	Analytical Method	Analyst
Total Metals - Mansfield Lab											
Aluminum, Total	12600		mg/kg	11.1	2.99	2	12/28/23 23:23	01/02/24 19:42	EPA 3050B	1,6010D	TAA
Antimony, Total	ND		mg/kg	5.53	0.420	2	12/28/23 23:23	01/02/24 19:42	EPA 3050B	1,6010D	TAA
Arsenic, Total	4.90		mg/kg	1.11	0.230	2	12/28/23 23:23	01/02/24 19:42	EPA 3050B	1,6010D	TAA
Barium, Total	91.5		mg/kg	1.11	0.192	2	12/28/23 23:23	01/02/24 19:42	EPA 3050B	1,6010D	TAA
Beryllium, Total	0.625		mg/kg	0.553	0.037	2	12/28/23 23:23	01/02/24 19:42	EPA 3050B	1,6010D	TAA
Cadmium, Total	0.525	J	mg/kg	1.11	0.108	2	12/28/23 23:23	01/02/24 19:42	EPA 3050B	1,6010D	TAA
Calcium, Total	17400		mg/kg	11.1	3.87	2	12/28/23 23:23	01/02/24 19:42	EPA 3050B	1,6010D	TAA
Chromium, Total	17.0		mg/kg	1.11	0.106	2	12/28/23 23:23	01/02/24 19:42	EPA 3050B	1,6010D	TAA
Cobalt, Total	7.15		mg/kg	2.21	0.184	2	12/28/23 23:23	01/02/24 19:42	EPA 3050B	1,6010D	TAA
Copper, Total	14.5		mg/kg	1.11	0.285	2	12/28/23 23:23	01/02/24 19:42	EPA 3050B	1,6010D	TAA
Iron, Total	21000		mg/kg	5.53	0.999	2	12/28/23 23:23	01/02/24 19:42	EPA 3050B	1,6010D	TAA
Lead, Total	22.4		mg/kg	5.53	0.296	2	12/28/23 23:23	01/02/24 19:42	EPA 3050B	1,6010D	TAA
Magnesium, Total	7380		mg/kg	11.1	1.70	2	12/28/23 23:23	01/02/24 19:42	EPA 3050B	1,6010D	TAA
Manganese, Total	249		mg/kg	1.11	0.176	2	12/28/23 23:23	01/02/24 19:42	EPA 3050B	1,6010D	TAA
Mercury, Total	ND		mg/kg	0.107	0.070	1	12/29/23 00:03	01/02/24 15:40	EPA 7471B	1,7471B	MJR
Nickel, Total	18.6		mg/kg	2.77	0.268	2	12/28/23 23:23	01/02/24 19:42	EPA 3050B	1,6010D	TAA
Potassium, Total	832		mg/kg	277	15.9	2	12/28/23 23:23	01/02/24 19:42	EPA 3050B	1,6010D	TAA
Selenium, Total	ND		mg/kg	2.21	0.285	2	12/28/23 23:23	01/02/24 19:42	EPA 3050B	1,6010D	TAA
Silver, Total	ND		mg/kg	0.553	0.313	2	12/28/23 23:23	01/02/24 19:42	EPA 3050B	1,6010D	TAA
Sodium, Total	83.8	J	mg/kg	221	3.48	2	12/28/23 23:23	01/02/24 19:42	EPA 3050B	1,6010D	TAA
Thallium, Total	ND		mg/kg	2.21	0.348	2	12/28/23 23:23	01/02/24 19:42	EPA 3050B	1,6010D	TAA
Vanadium, Total	24.6		mg/kg	1.11	0.225	2	12/28/23 23:23	01/02/24 19:42	EPA 3050B	1,6010D	TAA
Zinc, Total	59.0		mg/kg	5.53	0.324	2	12/28/23 23:23	01/02/24 19:42	EPA 3050B	1,6010D	TAA

Project Name: AMHERST CENTRAL PARK STATION **Lab Number:** L2376309

Project Number: H22.009.003 **Report Date:** 01/11/24

SAMPLE RESULTS

Lab ID: L2376309-20 Date Collected: 12/27/23 13:30

Client ID: SB-15-B Date Received: 12/27/23

Sample Location: Not Specified Field Prep: Not Specified

Sample Depth:

Matrix: Soil

Percent Solids: 72%

Parameter	Result	Qualifier	Units	RL	MDL	Dilution Factor	Date Prepared	Date Analyzed	Prep Method	Analytical Method	Analyst
Total Metals - Mansfield Lab											
Aluminum, Total	14600		mg/kg	10.7	2.90	2	12/28/23 23:23	01/02/24 19:47	EPA 3050B	1,6010D	TAA
Antimony, Total	ND		mg/kg	5.37	0.408	2	12/28/23 23:23	01/02/24 19:47	EPA 3050B	1,6010D	TAA
Arsenic, Total	5.55		mg/kg	1.07	0.224	2	12/28/23 23:23	01/02/24 19:47	EPA 3050B	1,6010D	TAA
Barium, Total	101		mg/kg	1.07	0.187	2	12/28/23 23:23	01/02/24 19:47	EPA 3050B	1,6010D	TAA
Beryllium, Total	0.910		mg/kg	0.537	0.036	2	12/28/23 23:23	01/02/24 19:47	EPA 3050B	1,6010D	TAA
Cadmium, Total	0.659	J	mg/kg	1.07	0.105	2	12/28/23 23:23	01/02/24 19:47	EPA 3050B	1,6010D	TAA
Calcium, Total	10100		mg/kg	10.7	3.76	2	12/28/23 23:23	01/02/24 19:47	EPA 3050B	1,6010D	TAA
Chromium, Total	17.6		mg/kg	1.07	0.103	2	12/28/23 23:23	01/02/24 19:47	EPA 3050B	1,6010D	TAA
Cobalt, Total	17.4		mg/kg	2.15	0.178	2	12/28/23 23:23	01/02/24 19:47	EPA 3050B	1,6010D	TAA
Copper, Total	14.1		mg/kg	1.07	0.277	2	12/28/23 23:23	01/02/24 19:47	EPA 3050B	1,6010D	TAA
Iron, Total	23600		mg/kg	5.37	0.971	2	12/28/23 23:23	01/02/24 19:47	EPA 3050B	1,6010D	TAA
Lead, Total	25.1		mg/kg	5.37	0.288	2	12/28/23 23:23	01/02/24 19:47	EPA 3050B	1,6010D	TAA
Magnesium, Total	5280		mg/kg	10.7	1.66	2	12/28/23 23:23	01/02/24 19:47	EPA 3050B	1,6010D	TAA
Manganese, Total	606		mg/kg	1.07	0.171	2	12/28/23 23:23	01/02/24 19:47	EPA 3050B	1,6010D	TAA
Mercury, Total	ND		mg/kg	0.102	0.066	1	12/29/23 00:03	01/02/24 15:43	EPA 7471B	1,7471B	MJR
Nickel, Total	18.8		mg/kg	2.69	0.260	2	12/28/23 23:23	01/02/24 19:47	EPA 3050B	1,6010D	TAA
Potassium, Total	779		mg/kg	269	15.5	2	12/28/23 23:23	01/02/24 19:47	EPA 3050B	1,6010D	TAA
Selenium, Total	ND		mg/kg	2.15	0.277	2	12/28/23 23:23	01/02/24 19:47	EPA 3050B	1,6010D	TAA
Silver, Total	ND		mg/kg	0.537	0.304	2	12/28/23 23:23	01/02/24 19:47	EPA 3050B	1,6010D	TAA
Sodium, Total	86.7	J	mg/kg	215	3.38	2	12/28/23 23:23	01/02/24 19:47	EPA 3050B	1,6010D	TAA
Thallium, Total	ND		mg/kg	2.15	0.338	2	12/28/23 23:23	01/02/24 19:47	EPA 3050B	1,6010D	TAA
Vanadium, Total	27.4		mg/kg	1.07	0.218	2	12/28/23 23:23	01/02/24 19:47	EPA 3050B	1,6010D	TAA
Zinc, Total	60.3		mg/kg	5.37	0.315	2	12/28/23 23:23	01/02/24 19:47	EPA 3050B	1,6010D	TAA

Project Name: AMHERST CENTRAL PARK STATION **Lab Number:** L2376309

Project Number: H22.009.003 **Report Date:** 01/11/24

SAMPLE RESULTS

Lab ID: L2376309-21 Date Collected: 12/27/23 09:10

Client ID: SB-12-A Date Received: 12/27/23

Sample Location: Not Specified Field Prep: Not Specified

Sample Depth:

Matrix: Soil

Percent Solids: 65%

Parameter	Result	Qualifier	Units	RL	MDL	Dilution Factor	Date Prepared	Date Analyzed	Prep Method	Analytical Method	Analyst
Total Metals - Mansfield Lab											
Aluminum, Total	7420		mg/kg	12.0	3.25	2	12/28/23 23:23	01/02/24 19:52	EPA 3050B	1,6010D	TAA
Antimony, Total	0.672	J	mg/kg	6.02	0.457	2	12/28/23 23:23	01/02/24 19:52	EPA 3050B	1,6010D	TAA
Arsenic, Total	3.36		mg/kg	1.20	0.250	2	12/28/23 23:23	01/02/24 19:52	EPA 3050B	1,6010D	TAA
Barium, Total	54.4		mg/kg	1.20	0.209	2	12/28/23 23:23	01/02/24 19:52	EPA 3050B	1,6010D	TAA
Beryllium, Total	0.357	J	mg/kg	0.602	0.040	2	12/28/23 23:23	01/02/24 19:52	EPA 3050B	1,6010D	TAA
Cadmium, Total	0.919	J	mg/kg	1.20	0.118	2	12/28/23 23:23	01/02/24 19:52	EPA 3050B	1,6010D	TAA
Calcium, Total	12700		mg/kg	12.0	4.21	2	12/28/23 23:23	01/02/24 19:52	EPA 3050B	1,6010D	TAA
Chromium, Total	19.5		mg/kg	1.20	0.115	2	12/28/23 23:23	01/02/24 19:52	EPA 3050B	1,6010D	TAA
Cobalt, Total	4.46		mg/kg	2.41	0.200	2	12/28/23 23:23	01/02/24 19:52	EPA 3050B	1,6010D	TAA
Copper, Total	30.8		mg/kg	1.20	0.310	2	12/28/23 23:23	01/02/24 19:52	EPA 3050B	1,6010D	TAA
Iron, Total	15000		mg/kg	6.02	1.09	2	12/28/23 23:23	01/02/24 19:52	EPA 3050B	1,6010D	TAA
Lead, Total	28.9		mg/kg	6.02	0.322	2	12/28/23 23:23	01/02/24 19:52	EPA 3050B	1,6010D	TAA
Magnesium, Total	4530		mg/kg	12.0	1.85	2	12/28/23 23:23	01/02/24 19:52	EPA 3050B	1,6010D	TAA
Manganese, Total	231		mg/kg	1.20	0.191	2	12/28/23 23:23	01/02/24 19:52	EPA 3050B	1,6010D	TAA
Mercury, Total	0.086	J	mg/kg	0.119	0.078	1	12/29/23 00:03	01/02/24 15:53	EPA 7471B	1,7471B	MJR
Nickel, Total	14.6		mg/kg	3.01	0.291	2	12/28/23 23:23	01/02/24 19:52	EPA 3050B	1,6010D	TAA
Potassium, Total	1140		mg/kg	301	17.3	2	12/28/23 23:23	01/02/24 19:52	EPA 3050B	1,6010D	TAA
Selenium, Total	0.517	J	mg/kg	2.41	0.310	2	12/28/23 23:23	01/02/24 19:52	EPA 3050B	1,6010D	TAA
Silver, Total	ND		mg/kg	0.602	0.340	2	12/28/23 23:23	01/02/24 19:52	EPA 3050B	1,6010D	TAA
Sodium, Total	58.5	J	mg/kg	241	3.79	2	12/28/23 23:23	01/02/24 19:52	EPA 3050B	1,6010D	TAA
Thallium, Total	ND		mg/kg	2.41	0.379	2	12/28/23 23:23	01/02/24 19:52	EPA 3050B	1,6010D	TAA
Vanadium, Total	15.5		mg/kg	1.20	0.244	2	12/28/23 23:23	01/02/24 19:52	EPA 3050B	1,6010D	TAA
Zinc, Total	86.4		mg/kg	6.02	0.352	2	12/28/23 23:23	01/02/24 19:52	EPA 3050B	1,6010D	TAA

Project Name: AMHERST CENTRAL PARK STATION **Lab Number:** L2376309

Project Number: H22.009.003 **Report Date:** 01/11/24

SAMPLE RESULTS

Lab ID: L2376309-22 Date Collected: 12/27/23 09:10

Client ID: SB-12-B Date Received: 12/27/23

Sample Location: Not Specified Field Prep: Not Specified

Sample Depth:

Matrix: Soil

Percent Solids: 78%

Parameter	Result	Qualifier	Units	RL	MDL	Dilution Factor	Date Prepared	Date Analyzed	Prep Method	Analytical Method	Analyst
Total Metals - Mansfield Lab											
Aluminum, Total	9030		mg/kg	10.2	2.74	2	12/28/23 23:23	01/02/24 19:57	EPA 3050B	1,6010D	TAA
Antimony, Total	0.561	J	mg/kg	5.08	0.386	2	12/28/23 23:23	01/02/24 19:57	EPA 3050B	1,6010D	TAA
Arsenic, Total	4.32		mg/kg	1.02	0.211	2	12/28/23 23:23	01/02/24 19:57	EPA 3050B	1,6010D	TAA
Barium, Total	59.5		mg/kg	1.02	0.177	2	12/28/23 23:23	01/02/24 19:57	EPA 3050B	1,6010D	TAA
Beryllium, Total	0.430	J	mg/kg	0.508	0.034	2	12/28/23 23:23	01/02/24 19:57	EPA 3050B	1,6010D	TAA
Cadmium, Total	0.625	J	mg/kg	1.02	0.100	2	12/28/23 23:23	01/02/24 19:57	EPA 3050B	1,6010D	TAA
Calcium, Total	4420		mg/kg	10.2	3.56	2	12/28/23 23:23	01/02/24 19:57	EPA 3050B	1,6010D	TAA
Chromium, Total	11.7		mg/kg	1.02	0.098	2	12/28/23 23:23	01/02/24 19:57	EPA 3050B	1,6010D	TAA
Cobalt, Total	4.03		mg/kg	2.03	0.169	2	12/28/23 23:23	01/02/24 19:57	EPA 3050B	1,6010D	TAA
Copper, Total	10.6		mg/kg	1.02	0.262	2	12/28/23 23:23	01/02/24 19:57	EPA 3050B	1,6010D	TAA
Iron, Total	14500		mg/kg	5.08	0.917	2	12/28/23 23:23	01/02/24 19:57	EPA 3050B	1,6010D	TAA
Lead, Total	28.9		mg/kg	5.08	0.272	2	12/28/23 23:23	01/02/24 19:57	EPA 3050B	1,6010D	TAA
Magnesium, Total	2550		mg/kg	10.2	1.56	2	12/28/23 23:23	01/02/24 19:57	EPA 3050B	1,6010D	TAA
Manganese, Total	151		mg/kg	1.02	0.162	2	12/28/23 23:23	01/02/24 19:57	EPA 3050B	1,6010D	TAA
Mercury, Total	0.123		mg/kg	0.098	0.064	1	12/29/23 00:03	01/02/24 15:56	EPA 7471B	1,7471B	MJR
Nickel, Total	10.4		mg/kg	2.54	0.246	2	12/28/23 23:23	01/02/24 19:57	EPA 3050B	1,6010D	TAA
Potassium, Total	465		mg/kg	254	14.6	2	12/28/23 23:23	01/02/24 19:57	EPA 3050B	1,6010D	TAA
Selenium, Total	ND		mg/kg	2.03	0.262	2	12/28/23 23:23	01/02/24 19:57	EPA 3050B	1,6010D	TAA
Silver, Total	ND		mg/kg	0.508	0.287	2	12/28/23 23:23	01/02/24 19:57	EPA 3050B	1,6010D	TAA
Sodium, Total	45.4	J	mg/kg	203	3.20	2	12/28/23 23:23	01/02/24 19:57	EPA 3050B	1,6010D	TAA
Thallium, Total	ND		mg/kg	2.03	0.320	2	12/28/23 23:23	01/02/24 19:57	EPA 3050B	1,6010D	TAA
Vanadium, Total	17.8		mg/kg	1.02	0.206	2	12/28/23 23:23	01/02/24 19:57	EPA 3050B	1,6010D	TAA
Zinc, Total	47.7		mg/kg	5.08	0.298	2	12/28/23 23:23	01/02/24 19:57	EPA 3050B	1,6010D	TAA

Project Name: AMHERST CENTRAL PARK STATION **Lab Number:** L2376309

Project Number: H22.009.003 **Report Date:** 01/11/24

SAMPLE RESULTS

Lab ID: L2376309-26 Date Collected: 12/27/23 09:30

Client ID: SB-13-A Date Received: 12/27/23

Sample Location: Not Specified Field Prep: Not Specified

Sample Depth:

Matrix: Soil

Percent Solids: 83%

Parameter	Result	Qualifier	Units	RL	MDL	Dilution Factor	Date Prepared	Date Analyzed	Prep Method	Analytical Method	Analyst
Total Metals - Mansfield Lab											
Aluminum, Total	1140		mg/kg	9.40	2.54	2	12/28/23 23:23	01/02/24 20:01	EPA 3050B	1,6010D	TAA
Antimony, Total	ND		mg/kg	4.70	0.357	2	12/28/23 23:23	01/02/24 20:01	EPA 3050B	1,6010D	TAA
Arsenic, Total	0.938	J	mg/kg	0.940	0.195	2	12/28/23 23:23	01/02/24 20:01	EPA 3050B	1,6010D	TAA
Barium, Total	12.2		mg/kg	0.940	0.163	2	12/28/23 23:23	01/02/24 20:01	EPA 3050B	1,6010D	TAA
Beryllium, Total	ND		mg/kg	0.470	0.031	2	12/28/23 23:23	01/02/24 20:01	EPA 3050B	1,6010D	TAA
Cadmium, Total	0.962		mg/kg	0.940	0.092	2	12/28/23 23:23	01/02/24 20:01	EPA 3050B	1,6010D	TAA
Calcium, Total	1630		mg/kg	9.40	3.29	2	12/28/23 23:23	01/02/24 20:01	EPA 3050B	1,6010D	TAA
Chromium, Total	3.76		mg/kg	0.940	0.090	2	12/28/23 23:23	01/02/24 20:01	EPA 3050B	1,6010D	TAA
Cobalt, Total	0.853	J	mg/kg	1.88	0.156	2	12/28/23 23:23	01/02/24 20:01	EPA 3050B	1,6010D	TAA
Copper, Total	26.2		mg/kg	0.940	0.242	2	12/28/23 23:23	01/02/24 20:01	EPA 3050B	1,6010D	TAA
Iron, Total	3260		mg/kg	4.70	0.848	2	12/28/23 23:23	01/02/24 20:01	EPA 3050B	1,6010D	TAA
Lead, Total	1.89	J	mg/kg	4.70	0.252	2	12/28/23 23:23	01/02/24 20:01	EPA 3050B	1,6010D	TAA
Magnesium, Total	864		mg/kg	9.40	1.45	2	12/28/23 23:23	01/02/24 20:01	EPA 3050B	1,6010D	TAA
Manganese, Total	154		mg/kg	0.940	0.149	2	12/28/23 23:23	01/02/24 20:01	EPA 3050B	1,6010D	TAA
Mercury, Total	ND		mg/kg	0.085	0.055	1	12/29/23 00:03	01/02/24 16:00	EPA 7471B	1,7471B	MJR
Nickel, Total	2.16	J	mg/kg	2.35	0.227	2	12/28/23 23:23	01/02/24 20:01	EPA 3050B	1,6010D	TAA
Potassium, Total	263		mg/kg	235	13.5	2	12/28/23 23:23	01/02/24 20:01	EPA 3050B	1,6010D	TAA
Selenium, Total	ND		mg/kg	1.88	0.242	2	12/28/23 23:23	01/02/24 20:01	EPA 3050B	1,6010D	TAA
Silver, Total	ND		mg/kg	0.470	0.266	2	12/28/23 23:23	01/02/24 20:01	EPA 3050B	1,6010D	TAA
Sodium, Total	22.9	J	mg/kg	188	2.96	2	12/28/23 23:23	01/02/24 20:01	EPA 3050B	1,6010D	TAA
Thallium, Total	ND		mg/kg	1.88	0.296	2	12/28/23 23:23	01/02/24 20:01	EPA 3050B	1,6010D	TAA
Vanadium, Total	5.56		mg/kg	0.940	0.191	2	12/28/23 23:23	01/02/24 20:01	EPA 3050B	1,6010D	TAA
Zinc, Total	28.9		mg/kg	4.70	0.275	2	12/28/23 23:23	01/02/24 20:01	EPA 3050B	1,6010D	TAA

Project Name: AMHERST CENTRAL PARK STATION **Lab Number:** L2376309

Project Number: H22.009.003 **Report Date:** 01/11/24

SAMPLE RESULTS

Lab ID: L2376309-27 Date Collected: 12/27/23 09:30

Client ID: SB-13-B Date Received: 12/27/23

Sample Location: Not Specified Field Prep: Not Specified

Sample Depth:

Matrix: Soil

Percent Solids: 92%

Parameter	Result	Qualifier	Units	RL	MDL	Dilution Factor	Date Prepared	Date Analyzed	Prep Method	Analytical Method	Analyst
Total Metals - Mansfield Lab											
Aluminum, Total	1320		mg/kg	8.36	2.26	2	12/29/23 06:40	12/29/23 17:46	EPA 3050B	1,6010D	MAM
Antimony, Total	ND		mg/kg	4.18	0.318	2	12/29/23 06:40	12/29/23 17:46	EPA 3050B	1,6010D	MAM
Arsenic, Total	0.431	J	mg/kg	0.836	0.174	2	12/29/23 06:40	12/29/23 17:46	EPA 3050B	1,6010D	MAM
Barium, Total	15.7		mg/kg	0.836	0.146	2	12/29/23 06:40	12/29/23 17:46	EPA 3050B	1,6010D	MAM
Beryllium, Total	0.043	J	mg/kg	0.418	0.028	2	12/29/23 06:40	12/29/23 17:46	EPA 3050B	1,6010D	MAM
Cadmium, Total	ND		mg/kg	0.836	0.082	2	12/29/23 06:40	12/29/23 17:46	EPA 3050B	1,6010D	MAM
Calcium, Total	1120		mg/kg	8.36	2.93	2	12/29/23 06:40	12/29/23 17:46	EPA 3050B	1,6010D	MAM
Chromium, Total	3.02		mg/kg	0.836	0.080	2	12/29/23 06:40	12/29/23 17:46	EPA 3050B	1,6010D	MAM
Cobalt, Total	0.797	J	mg/kg	1.67	0.139	2	12/29/23 06:40	12/29/23 17:46	EPA 3050B	1,6010D	MAM
Copper, Total	5.15		mg/kg	0.836	0.216	2	12/29/23 06:40	12/29/23 17:46	EPA 3050B	1,6010D	MAM
Iron, Total	4290		mg/kg	4.18	0.755	2	12/29/23 06:40	12/29/23 17:46	EPA 3050B	1,6010D	MAM
Lead, Total	0.602	J	mg/kg	4.18	0.224	2	12/29/23 06:40	12/29/23 17:46	EPA 3050B	1,6010D	MAM
Magnesium, Total	769		mg/kg	8.36	1.29	2	12/29/23 06:40	12/29/23 17:46	EPA 3050B	1,6010D	MAM
Manganese, Total	32.1		mg/kg	0.836	0.133	2	12/29/23 06:40	12/29/23 17:46	EPA 3050B	1,6010D	MAM
Mercury, Total	ND		mg/kg	0.069	0.045	1	12/29/23 09:25	12/30/23 12:30	EPA 7471B	1,7471B	GMG
Nickel, Total	1.80	J	mg/kg	2.09	0.202	2	12/29/23 06:40	12/29/23 17:46	EPA 3050B	1,6010D	MAM
Potassium, Total	348		mg/kg	209	12.0	2	12/29/23 06:40	12/29/23 17:46	EPA 3050B	1,6010D	MAM
Selenium, Total	ND		mg/kg	1.67	0.216	2	12/29/23 06:40	12/29/23 17:46	EPA 3050B	1,6010D	MAM
Silver, Total	ND		mg/kg	0.418	0.237	2	12/29/23 06:40	12/29/23 17:46	EPA 3050B	1,6010D	MAM
Sodium, Total	33.2	J	mg/kg	167	2.64	2	12/29/23 06:40	12/29/23 17:46	EPA 3050B	1,6010D	MAM
Thallium, Total	0.279	J	mg/kg	1.67	0.264	2	12/29/23 06:40	12/29/23 17:46	EPA 3050B	1,6010D	MAM
Vanadium, Total	9.85		mg/kg	0.836	0.170	2	12/29/23 06:40	12/29/23 17:46	EPA 3050B	1,6010D	MAM
Zinc, Total	6.80		mg/kg	4.18	0.245	2	12/29/23 06:40	12/29/23 17:46	EPA 3050B	1,6010D	MAM

Project Name: AMHERST CENTRAL PARK STATION **Lab Number:** L2376309

Project Number: H22.009.003 **Report Date:** 01/11/24

SAMPLE RESULTS

Lab ID: L2376309-31 Date Collected: 12/27/23 09:45

Client ID: SB-14-A Date Received: 12/27/23

Sample Location: Not Specified Field Prep: Not Specified

Sample Depth:

Matrix: Soil

Percent Solids: 72%

Parameter	Result	Qualifier	Units	RL	MDL	Dilution Factor	Date Prepared	Date Analyzed	Prep Method	Analytical Method	Analyst
Total Metals - Mansfield Lab											
Aluminum, Total	5550		mg/kg	10.7	2.88	2	12/29/23 06:40	12/29/23 17:49	EPA 3050B	1,6010D	MAM
Antimony, Total	ND		mg/kg	5.34	0.406	2	12/29/23 06:40	12/29/23 17:49	EPA 3050B	1,6010D	MAM
Arsenic, Total	2.71		mg/kg	1.07	0.222	2	12/29/23 06:40	12/29/23 17:49	EPA 3050B	1,6010D	MAM
Barium, Total	37.8		mg/kg	1.07	0.186	2	12/29/23 06:40	12/29/23 17:49	EPA 3050B	1,6010D	MAM
Beryllium, Total	0.262	J	mg/kg	0.534	0.035	2	12/29/23 06:40	12/29/23 17:49	EPA 3050B	1,6010D	MAM
Cadmium, Total	1.89		mg/kg	1.07	0.105	2	12/29/23 06:40	12/29/23 17:49	EPA 3050B	1,6010D	MAM
Calcium, Total	2940		mg/kg	10.7	3.74	2	12/29/23 06:40	12/29/23 17:49	EPA 3050B	1,6010D	MAM
Chromium, Total	16.7		mg/kg	1.07	0.102	2	12/29/23 06:40	12/29/23 17:49	EPA 3050B	1,6010D	MAM
Cobalt, Total	2.64		mg/kg	2.14	0.177	2	12/29/23 06:40	12/29/23 17:49	EPA 3050B	1,6010D	MAM
Copper, Total	9.83		mg/kg	1.07	0.276	2	12/29/23 06:40	12/29/23 17:49	EPA 3050B	1,6010D	MAM
Iron, Total	8870		mg/kg	5.34	0.965	2	12/29/23 06:40	12/29/23 17:49	EPA 3050B	1,6010D	MAM
Lead, Total	22.0		mg/kg	5.34	0.286	2	12/29/23 06:40	12/29/23 17:49	EPA 3050B	1,6010D	MAM
Magnesium, Total	1460		mg/kg	10.7	1.64	2	12/29/23 06:40	12/29/23 17:49	EPA 3050B	1,6010D	MAM
Manganese, Total	114		mg/kg	1.07	0.170	2	12/29/23 06:40	12/29/23 17:49	EPA 3050B	1,6010D	MAM
Mercury, Total	0.101		mg/kg	0.088	0.057	1	12/29/23 09:25	12/30/23 12:34	EPA 7471B	1,7471B	GMG
Nickel, Total	7.00		mg/kg	2.67	0.259	2	12/29/23 06:40	12/29/23 17:49	EPA 3050B	1,6010D	MAM
Potassium, Total	689		mg/kg	267	15.4	2	12/29/23 06:40	12/29/23 17:49	EPA 3050B	1,6010D	MAM
Selenium, Total	0.365	J	mg/kg	2.14	0.276	2	12/29/23 06:40	12/29/23 17:49	EPA 3050B	1,6010D	MAM
Silver, Total	ND		mg/kg	0.534	0.302	2	12/29/23 06:40	12/29/23 17:49	EPA 3050B	1,6010D	MAM
Sodium, Total	26.6	J	mg/kg	214	3.37	2	12/29/23 06:40	12/29/23 17:49	EPA 3050B	1,6010D	MAM
Thallium, Total	ND		mg/kg	2.14	0.337	2	12/29/23 06:40	12/29/23 17:49	EPA 3050B	1,6010D	MAM
Vanadium, Total	10.9		mg/kg	1.07	0.217	2	12/29/23 06:40	12/29/23 17:49	EPA 3050B	1,6010D	MAM
Zinc, Total	44.3		mg/kg	5.34	0.313	2	12/29/23 06:40	12/29/23 17:49	EPA 3050B	1,6010D	MAM

Project Name: AMHERST CENTRAL PARK STATION **Lab Number:** L2376309

Project Number: H22.009.003 **Report Date:** 01/11/24

SAMPLE RESULTS

Lab ID: L2376309-32 Date Collected: 12/27/23 09:45

Client ID: SB-14-B Date Received: 12/27/23

Sample Location: Not Specified Field Prep: Not Specified

Sample Depth:

Matrix: Soil

Percent Solids: 72%

Parameter	Result	Qualifier	Units	RL	MDL	Dilution Factor	Date Prepared	Date Analyzed	Prep Method	Analytical Method	Analyst
Total Metals - Mansfield Lab											
Aluminum, Total	7590		mg/kg	10.6	2.86	2	12/29/23 06:40	12/29/23 17:52	EPA 3050B	1,6010D	MAM
Antimony, Total	ND		mg/kg	5.29	0.402	2	12/29/23 06:40	12/29/23 17:52	EPA 3050B	1,6010D	MAM
Arsenic, Total	3.92		mg/kg	1.06	0.220	2	12/29/23 06:40	12/29/23 17:52	EPA 3050B	1,6010D	MAM
Barium, Total	53.1		mg/kg	1.06	0.184	2	12/29/23 06:40	12/29/23 17:52	EPA 3050B	1,6010D	MAM
Beryllium, Total	0.375	J	mg/kg	0.529	0.035	2	12/29/23 06:40	12/29/23 17:52	EPA 3050B	1,6010D	MAM
Cadmium, Total	3.40		mg/kg	1.06	0.104	2	12/29/23 06:40	12/29/23 17:52	EPA 3050B	1,6010D	MAM
Calcium, Total	3060		mg/kg	10.6	3.71	2	12/29/23 06:40	12/29/23 17:52	EPA 3050B	1,6010D	MAM
Chromium, Total	21.2		mg/kg	1.06	0.102	2	12/29/23 06:40	12/29/23 17:52	EPA 3050B	1,6010D	MAM
Cobalt, Total	4.04		mg/kg	2.12	0.176	2	12/29/23 06:40	12/29/23 17:52	EPA 3050B	1,6010D	MAM
Copper, Total	10.5		mg/kg	1.06	0.273	2	12/29/23 06:40	12/29/23 17:52	EPA 3050B	1,6010D	MAM
Iron, Total	12100		mg/kg	5.29	0.956	2	12/29/23 06:40	12/29/23 17:52	EPA 3050B	1,6010D	MAM
Lead, Total	29.3		mg/kg	5.29	0.284	2	12/29/23 06:40	12/29/23 17:52	EPA 3050B	1,6010D	MAM
Magnesium, Total	1870		mg/kg	10.6	1.63	2	12/29/23 06:40	12/29/23 17:52	EPA 3050B	1,6010D	MAM
Manganese, Total	194		mg/kg	1.06	0.168	2	12/29/23 06:40	12/29/23 17:52	EPA 3050B	1,6010D	MAM
Mercury, Total	0.140		mg/kg	0.087	0.057	1	12/29/23 09:25	12/30/23 12:44	EPA 7471B	1,7471B	GMG
Nickel, Total	9.18		mg/kg	2.65	0.256	2	12/29/23 06:40	12/29/23 17:52	EPA 3050B	1,6010D	MAM
Potassium, Total	450		mg/kg	265	15.2	2	12/29/23 06:40	12/29/23 17:52	EPA 3050B	1,6010D	MAM
Selenium, Total	0.305	J	mg/kg	2.12	0.273	2	12/29/23 06:40	12/29/23 17:52	EPA 3050B	1,6010D	MAM
Silver, Total	0.356	J	mg/kg	0.529	0.300	2	12/29/23 06:40	12/29/23 17:52	EPA 3050B	1,6010D	MAM
Sodium, Total	38.0	J	mg/kg	212	3.34	2	12/29/23 06:40	12/29/23 17:52	EPA 3050B	1,6010D	MAM
Thallium, Total	ND		mg/kg	2.12	0.334	2	12/29/23 06:40	12/29/23 17:52	EPA 3050B	1,6010D	MAM
Vanadium, Total	14.9		mg/kg	1.06	0.215	2	12/29/23 06:40	12/29/23 17:52	EPA 3050B	1,6010D	MAM
Zinc, Total	50.5		mg/kg	5.29	0.310	2	12/29/23 06:40	12/29/23 17:52	EPA 3050B	1,6010D	MAM

Project Name: AMHERST CENTRAL PARK STATION **Lab Number:** L2376309

Project Number: H22.009.003 **Report Date:** 01/11/24

SAMPLE RESULTS

Lab ID: L2376309-36 Date Collected: 12/27/23 10:30

Client ID: SB-22-A Date Received: 12/27/23

Sample Location: Not Specified Field Prep: Not Specified

Sample Depth:

Matrix: Soil

Percent Solids: 77%

Parameter	Result	Qualifier	Units	RL	MDL	Dilution Factor	Date Prepared	Date Analyzed	Prep Method	Analytical Method	Analyst
Total Metals - Mansfield Lab											
Aluminum, Total	9960		mg/kg	9.87	2.66	2	12/29/23 06:40	12/29/23 18:25	EPA 3050B	1,6010D	MAM
Antimony, Total	ND		mg/kg	4.94	0.375	2	12/29/23 06:40	12/29/23 18:25	EPA 3050B	1,6010D	MAM
Arsenic, Total	4.28		mg/kg	0.987	0.205	2	12/29/23 06:40	12/29/23 18:25	EPA 3050B	1,6010D	MAM
Barium, Total	81.3		mg/kg	0.987	0.172	2	12/29/23 06:40	12/29/23 18:25	EPA 3050B	1,6010D	MAM
Beryllium, Total	0.526		mg/kg	0.494	0.033	2	12/29/23 06:40	12/29/23 18:25	EPA 3050B	1,6010D	MAM
Cadmium, Total	0.214	J	mg/kg	0.987	0.097	2	12/29/23 06:40	12/29/23 18:25	EPA 3050B	1,6010D	MAM
Calcium, Total	22000		mg/kg	9.87	3.45	2	12/29/23 06:40	12/29/23 18:25	EPA 3050B	1,6010D	MAM
Chromium, Total	14.0		mg/kg	0.987	0.095	2	12/29/23 06:40	12/29/23 18:25	EPA 3050B	1,6010D	MAM
Cobalt, Total	5.94		mg/kg	1.97	0.164	2	12/29/23 06:40	12/29/23 18:25	EPA 3050B	1,6010D	MAM
Copper, Total	15.7		mg/kg	0.987	0.255	2	12/29/23 06:40	12/29/23 18:25	EPA 3050B	1,6010D	MAM
Iron, Total	16500		mg/kg	4.94	0.891	2	12/29/23 06:40	12/29/23 18:25	EPA 3050B	1,6010D	MAM
Lead, Total	33.5		mg/kg	4.94	0.264	2	12/29/23 06:40	12/29/23 18:25	EPA 3050B	1,6010D	MAM
Magnesium, Total	9660		mg/kg	9.87	1.52	2	12/29/23 06:40	12/29/23 18:25	EPA 3050B	1,6010D	MAM
Manganese, Total	431		mg/kg	0.987	0.157	2	12/29/23 06:40	12/29/23 18:25	EPA 3050B	1,6010D	MAM
Mercury, Total	ND		mg/kg	0.083	0.054	1	12/29/23 09:25	12/30/23 12:17	EPA 7471B	1,7471B	GMG
Nickel, Total	13.2		mg/kg	2.47	0.239	2	12/29/23 06:40	12/29/23 18:25	EPA 3050B	1,6010D	MAM
Potassium, Total	771		mg/kg	247	14.2	2	12/29/23 06:40	12/29/23 18:25	EPA 3050B	1,6010D	MAM
Selenium, Total	0.376	J	mg/kg	1.97	0.255	2	12/29/23 06:40	12/29/23 18:25	EPA 3050B	1,6010D	MAM
Silver, Total	ND		mg/kg	0.494	0.279	2	12/29/23 06:40	12/29/23 18:25	EPA 3050B	1,6010D	MAM
Sodium, Total	61.4	J	mg/kg	197	3.11	2	12/29/23 06:40	12/29/23 18:25	EPA 3050B	1,6010D	MAM
Thallium, Total	ND		mg/kg	1.97	0.311	2	12/29/23 06:40	12/29/23 18:25	EPA 3050B	1,6010D	MAM
Vanadium, Total	18.4		mg/kg	0.987	0.200	2	12/29/23 06:40	12/29/23 18:25	EPA 3050B	1,6010D	MAM
Zinc, Total	84.9		mg/kg	4.94	0.289	2	12/29/23 06:40	12/29/23 18:25	EPA 3050B	1,6010D	MAM

Project Name: AMHERST CENTRAL PARK STATION **Lab Number:** L2376309

Project Number: H22.009.003 **Report Date:** 01/11/24

SAMPLE RESULTS

Lab ID: L2376309-37 Date Collected: 12/27/23 11:00

Client ID: SB-23-A Date Received: 12/27/23

Sample Location: Not Specified Field Prep: Not Specified

Sample Depth:

Matrix: Soil

Percent Solids: 63%

Parameter	Result	Qualifier	Units	RL	MDL	Dilution Factor	Date Prepared	Date Analyzed	Prep Method	Analytical Method	Analyst
Total Metals - Mansfield Lab											
Aluminum, Total	8930		mg/kg	11.9	3.21	2	12/29/23 06:40	12/29/23 17:55	EPA 3050B	1,6010D	MAM
Antimony, Total	ND		mg/kg	5.95	0.452	2	12/29/23 06:40	12/29/23 17:55	EPA 3050B	1,6010D	MAM
Arsenic, Total	7.61		mg/kg	1.19	0.248	2	12/29/23 06:40	12/29/23 17:55	EPA 3050B	1,6010D	MAM
Barium, Total	69.5		mg/kg	1.19	0.207	2	12/29/23 06:40	12/29/23 17:55	EPA 3050B	1,6010D	MAM
Beryllium, Total	0.475	J	mg/kg	0.595	0.039	2	12/29/23 06:40	12/29/23 17:55	EPA 3050B	1,6010D	MAM
Cadmium, Total	ND		mg/kg	1.19	0.117	2	12/29/23 06:40	12/29/23 17:55	EPA 3050B	1,6010D	MAM
Calcium, Total	20900		mg/kg	11.9	4.17	2	12/29/23 06:40	12/29/23 17:55	EPA 3050B	1,6010D	MAM
Chromium, Total	13.3		mg/kg	1.19	0.114	2	12/29/23 06:40	12/29/23 17:55	EPA 3050B	1,6010D	MAM
Cobalt, Total	7.22		mg/kg	2.38	0.198	2	12/29/23 06:40	12/29/23 17:55	EPA 3050B	1,6010D	MAM
Copper, Total	18.9		mg/kg	1.19	0.307	2	12/29/23 06:40	12/29/23 17:55	EPA 3050B	1,6010D	MAM
Iron, Total	17100		mg/kg	5.95	1.08	2	12/29/23 06:40	12/29/23 17:55	EPA 3050B	1,6010D	MAM
Lead, Total	18.3		mg/kg	5.95	0.319	2	12/29/23 06:40	12/29/23 17:55	EPA 3050B	1,6010D	MAM
Magnesium, Total	7750		mg/kg	11.9	1.83	2	12/29/23 06:40	12/29/23 17:55	EPA 3050B	1,6010D	MAM
Manganese, Total	385		mg/kg	1.19	0.189	2	12/29/23 06:40	12/29/23 17:55	EPA 3050B	1,6010D	MAM
Mercury, Total	ND		mg/kg	0.102	0.066	1	12/29/23 09:25	12/30/23 12:47	EPA 7471B	1,7471B	GMG
Nickel, Total	16.3		mg/kg	2.98	0.288	2	12/29/23 06:40	12/29/23 17:55	EPA 3050B	1,6010D	MAM
Potassium, Total	989		mg/kg	298	17.1	2	12/29/23 06:40	12/29/23 17:55	EPA 3050B	1,6010D	MAM
Selenium, Total	0.623	J	mg/kg	2.38	0.307	2	12/29/23 06:40	12/29/23 17:55	EPA 3050B	1,6010D	MAM
Silver, Total	ND		mg/kg	0.595	0.337	2	12/29/23 06:40	12/29/23 17:55	EPA 3050B	1,6010D	MAM
Sodium, Total	64.1	J	mg/kg	238	3.75	2	12/29/23 06:40	12/29/23 17:55	EPA 3050B	1,6010D	MAM
Thallium, Total	ND		mg/kg	2.38	0.375	2	12/29/23 06:40	12/29/23 17:55	EPA 3050B	1,6010D	MAM
Vanadium, Total	17.8		mg/kg	1.19	0.242	2	12/29/23 06:40	12/29/23 17:55	EPA 3050B	1,6010D	MAM
Zinc, Total	55.6		mg/kg	5.95	0.349	2	12/29/23 06:40	12/29/23 17:55	EPA 3050B	1,6010D	MAM

Project Name: AMHERST CENTRAL PARK STATION **Lab Number:** L2376309

Project Number: H22.009.003 **Report Date:** 01/11/24

Method Blank Analysis
Batch Quality Control

Parameter	Result	Qualifier	Units	RL	MDL	Dilution Factor	Date Prepared	Date Analyzed	Analytical Method	Analyst
Total Metals - Mansfield Lab for sample(s): 01-04 Batch: WG1869048-1										
Aluminum, Total	ND		mg/kg	4.00	1.08	1	12/29/23 00:37	01/02/24 11:16	1,6010D	DHL
Antimony, Total	ND		mg/kg	2.00	0.152	1	12/29/23 00:37	01/02/24 11:16	1,6010D	DHL
Arsenic, Total	ND		mg/kg	0.400	0.083	1	12/29/23 00:37	01/02/24 11:16	1,6010D	DHL
Barium, Total	ND		mg/kg	0.400	0.070	1	12/29/23 00:37	01/02/24 11:16	1,6010D	DHL
Beryllium, Total	ND		mg/kg	0.200	0.013	1	12/29/23 00:37	01/02/24 11:16	1,6010D	DHL
Cadmium, Total	ND		mg/kg	0.400	0.039	1	12/29/23 00:37	01/02/24 11:16	1,6010D	DHL
Calcium, Total	ND		mg/kg	4.00	1.40	1	12/29/23 00:37	01/02/24 11:16	1,6010D	DHL
Chromium, Total	0.071	J	mg/kg	0.400	0.038	1	12/29/23 00:37	01/02/24 11:16	1,6010D	DHL
Cobalt, Total	ND		mg/kg	0.800	0.066	1	12/29/23 00:37	01/02/24 11:16	1,6010D	DHL
Copper, Total	ND		mg/kg	0.400	0.103	1	12/29/23 00:37	01/02/24 11:16	1,6010D	DHL
Iron, Total	ND		mg/kg	2.00	0.361	1	12/29/23 00:37	01/02/24 11:16	1,6010D	DHL
Lead, Total	ND		mg/kg	2.00	0.107	1	12/29/23 00:37	01/02/24 11:16	1,6010D	DHL
Magnesium, Total	ND		mg/kg	4.00	0.616	1	12/29/23 00:37	01/02/24 11:16	1,6010D	DHL
Manganese, Total	ND		mg/kg	0.400	0.064	1	12/29/23 00:37	01/02/24 11:16	1,6010D	DHL
Nickel, Total	ND		mg/kg	1.00	0.097	1	12/29/23 00:37	01/02/24 11:16	1,6010D	DHL
Potassium, Total	ND		mg/kg	100	5.76	1	12/29/23 00:37	01/02/24 11:16	1,6010D	DHL
Selenium, Total	ND		mg/kg	0.800	0.103	1	12/29/23 00:37	01/02/24 11:16	1,6010D	DHL
Silver, Total	ND		mg/kg	0.200	0.113	1	12/29/23 00:37	01/02/24 11:16	1,6010D	DHL
Sodium, Total	ND		mg/kg	80.0	1.26	1	12/29/23 00:37	01/02/24 11:16	1,6010D	DHL
Thallium, Total	ND		mg/kg	0.800	0.126	1	12/29/23 00:37	01/02/24 11:16	1,6010D	DHL
Vanadium, Total	ND		mg/kg	0.400	0.081	1	12/29/23 00:37	01/02/24 11:16	1,6010D	DHL
Zinc, Total	ND		mg/kg	2.00	0.117	1	12/29/23 00:37	01/02/24 11:16	1,6010D	DHL

Prep Information

Digestion Method: EPA 3050B

Parameter	Result	Qualifier	Units	RL	MDL	Dilution Factor	Date Prepared	Date Analyzed	Analytical Method	Analyst
Total Metals - Mansfield Lab for sample(s): 01-04 Batch: WG1869050-1										
Mercury, Total	ND		mg/kg	0.083	0.054	1	12/29/23 01:05	01/02/24 12:32	1,7471B	MJR

Project Name: AMHERST CENTRAL PARK STATION **Lab Number:** L2376309

Project Number: H22.009.003 **Report Date:** 01/11/24

Method Blank Analysis
Batch Quality Control

Prep Information

Digestion Method: EPA 7471B

Parameter	Result	Qualifier	Units	RL	MDL	Dilution Factor	Date Prepared	Date Analyzed	Analytical Method	Analyst
Total Metals - Mansfield Lab for sample(s): 05-22,26 Batch: WG1869065-1										
Aluminum, Total	ND		mg/kg	4.00	1.08	1	12/28/23 23:23	01/02/24 16:29	1,6010D	TAA
Antimony, Total	ND		mg/kg	2.00	0.152	1	12/28/23 23:23	01/02/24 16:29	1,6010D	TAA
Arsenic, Total	0.139	J	mg/kg	0.400	0.083	1	12/28/23 23:23	01/02/24 16:29	1,6010D	TAA
Barium, Total	ND		mg/kg	0.400	0.070	1	12/28/23 23:23	01/02/24 16:29	1,6010D	TAA
Beryllium, Total	ND		mg/kg	0.200	0.013	1	12/28/23 23:23	01/02/24 16:29	1,6010D	TAA
Cadmium, Total	ND		mg/kg	0.400	0.039	1	12/28/23 23:23	01/02/24 16:29	1,6010D	TAA
Calcium, Total	ND		mg/kg	4.00	1.40	1	12/28/23 23:23	01/02/24 16:29	1,6010D	TAA
Chromium, Total	0.106	J	mg/kg	0.400	0.038	1	12/28/23 23:23	01/02/24 16:29	1,6010D	TAA
Cobalt, Total	ND		mg/kg	0.800	0.066	1	12/28/23 23:23	01/02/24 16:29	1,6010D	TAA
Copper, Total	ND		mg/kg	0.400	0.103	1	12/28/23 23:23	01/02/24 16:29	1,6010D	TAA
Iron, Total	ND		mg/kg	2.00	0.361	1	12/28/23 23:23	01/02/24 16:29	1,6010D	TAA
Lead, Total	ND		mg/kg	2.00	0.107	1	12/28/23 23:23	01/02/24 16:29	1,6010D	TAA
Magnesium, Total	ND		mg/kg	4.00	0.616	1	12/28/23 23:23	01/02/24 16:29	1,6010D	TAA
Manganese, Total	ND		mg/kg	0.400	0.064	1	12/28/23 23:23	01/02/24 16:29	1,6010D	TAA
Nickel, Total	ND		mg/kg	1.00	0.097	1	12/28/23 23:23	01/02/24 16:29	1,6010D	TAA
Potassium, Total	ND		mg/kg	100	5.76	1	12/28/23 23:23	01/02/24 16:29	1,6010D	TAA
Selenium, Total	ND		mg/kg	0.800	0.103	1	12/28/23 23:23	01/02/24 16:29	1,6010D	TAA
Silver, Total	ND		mg/kg	0.200	0.113	1	12/28/23 23:23	01/02/24 16:29	1,6010D	TAA
Sodium, Total	1.97	J	mg/kg	80.0	1.26	1	12/28/23 23:23	01/02/24 16:29	1,6010D	TAA
Thallium, Total	ND		mg/kg	0.800	0.126	1	12/28/23 23:23	01/02/24 16:29	1,6010D	TAA
Vanadium, Total	ND		mg/kg	0.400	0.081	1	12/28/23 23:23	01/02/24 16:29	1,6010D	TAA
Zinc, Total	ND		mg/kg	2.00	0.117	1	12/28/23 23:23	01/02/24 16:29	1,6010D	TAA

Prep Information

Digestion Method: EPA 3050B

Project Name: AMHERST CENTRAL PARK STATION **Lab Number:** L2376309

Project Number: H22.009.003 **Report Date:** 01/11/24

Method Blank Analysis
Batch Quality Control

Parameter	Result	Qualifier	Units	RL	MDL	Dilution Factor	Date Prepared	Date Analyzed	Analytical Method	Analyst
Total Metals - Mansfield Lab for sample(s): 05-22,26 Batch: WG1869067-1										
Mercury, Total	ND		mg/kg	0.083	0.054	1	12/29/23 00:03	01/02/24 14:17	1,7471B	MJR

Prep Information

Digestion Method: EPA 7471B

Parameter	Result	Qualifier	Units	RL	MDL	Dilution Factor	Date Prepared	Date Analyzed	Analytical Method	Analyst
Total Metals - Mansfield Lab for sample(s): 27,31-32,36-37 Batch: WG1869287-1										
Aluminum, Total	ND		mg/kg	4.00	1.08	1	12/29/23 06:40	12/29/23 18:11	1,6010D	MAM
Antimony, Total	ND		mg/kg	2.00	0.152	1	12/29/23 06:40	12/29/23 18:11	1,6010D	MAM
Arsenic, Total	ND		mg/kg	0.400	0.083	1	12/29/23 06:40	12/29/23 18:11	1,6010D	MAM
Barium, Total	ND		mg/kg	0.400	0.070	1	12/29/23 06:40	12/29/23 18:11	1,6010D	MAM
Beryllium, Total	ND		mg/kg	0.200	0.013	1	12/29/23 06:40	12/29/23 18:11	1,6010D	MAM
Cadmium, Total	ND		mg/kg	0.400	0.039	1	12/29/23 06:40	12/29/23 18:11	1,6010D	MAM
Calcium, Total	ND		mg/kg	4.00	1.40	1	12/29/23 06:40	12/29/23 18:11	1,6010D	MAM
Chromium, Total	0.139	J	mg/kg	0.400	0.038	1	12/29/23 06:40	12/29/23 18:11	1,6010D	MAM
Cobalt, Total	ND		mg/kg	0.800	0.066	1	12/29/23 06:40	12/29/23 18:11	1,6010D	MAM
Copper, Total	ND		mg/kg	0.400	0.103	1	12/29/23 06:40	12/29/23 18:11	1,6010D	MAM
Iron, Total	0.605	J	mg/kg	2.00	0.361	1	12/29/23 06:40	12/29/23 18:11	1,6010D	MAM
Lead, Total	ND		mg/kg	2.00	0.107	1	12/29/23 06:40	12/29/23 18:11	1,6010D	MAM
Magnesium, Total	ND		mg/kg	4.00	0.616	1	12/29/23 06:40	12/29/23 18:11	1,6010D	MAM
Manganese, Total	ND		mg/kg	0.400	0.064	1	12/29/23 06:40	12/29/23 18:11	1,6010D	MAM
Nickel, Total	ND		mg/kg	1.00	0.097	1	12/29/23 06:40	12/29/23 18:11	1,6010D	MAM
Potassium, Total	ND		mg/kg	100	5.76	1	12/29/23 06:40	12/29/23 18:11	1,6010D	MAM
Selenium, Total	ND		mg/kg	0.800	0.103	1	12/29/23 06:40	12/29/23 18:11	1,6010D	MAM
Silver, Total	ND		mg/kg	0.200	0.113	1	12/29/23 06:40	12/29/23 18:11	1,6010D	MAM
Sodium, Total	ND		mg/kg	80.0	1.26	1	12/29/23 06:40	12/29/23 18:11	1,6010D	MAM
Thallium, Total	ND		mg/kg	0.800	0.126	1	12/29/23 06:40	12/29/23 18:11	1,6010D	MAM
Vanadium, Total	ND		mg/kg	0.400	0.081	1	12/29/23 06:40	12/29/23 18:11	1,6010D	MAM
Zinc, Total	ND		mg/kg	2.00	0.117	1	12/29/23 06:40	12/29/23 18:11	1,6010D	MAM

Project Name: AMHERST CENTRAL PARK STATION **Lab Number:** L2376309

Project Number: H22.009.003 **Report Date:** 01/11/24

Method Blank Analysis
Batch Quality Control

Prep Information

Digestion Method: EPA 3050B

Parameter	Result	Qualifier	Units	RL	MDL	Dilution Factor	Date Prepared	Date Analyzed	Analytical Method	Analyst
Total Metals - Mansfield Lab for sample(s): 27,31-32,36-37 Batch: WG1869290-1										
Mercury, Total	ND		mg/kg	0.083	0.054	1	12/29/23 09:25	12/30/23 12:11	1,7471B	GMG

Prep Information

Digestion Method: EPA 7471B

Lab Control Sample Analysis

Batch Quality Control

Project Name: AMHERST CENTRAL PARK STATION

Project Number: H22.009.003

Lab Number: L2376309

Report Date: 01/11/24

Parameter	LCS %Recovery	Qual	LCSD %Recovery	Qual	%Recovery Limits	RPD	Qual	RPD Limits
Total Metals - Mansfield Lab Associated sample(s): 01-04 Batch: WG1869048-2 SRM Lot Number: D122-540								
Aluminum, Total	72		-		52-148	-		
Antimony, Total	131		-		6-194	-		
Arsenic, Total	100		-		81-119	-		
Barium, Total	108		-		83-117	-		
Beryllium, Total	114		-		83-117	-		
Cadmium, Total	111		-		83-117	-		
Calcium, Total	104		-		83-117	-		
Chromium, Total	109		-		82-118	-		
Cobalt, Total	109		-		84-117	-		
Copper, Total	97		-		84-116	-		
Iron, Total	90		-		65-135	-		
Lead, Total	106		-		83-117	-		
Magnesium, Total	92		-		80-120	-		
Manganese, Total	102		-		82-118	-		
Nickel, Total	111		-		83-117	-		
Potassium, Total	85		-		76-123	-		
Selenium, Total	102		-		81-119	-		
Silver, Total	108		-		80-120	-		
Sodium, Total	110		-		75-125	-		
Thallium, Total	106		-		81-119	-		
Vanadium, Total	102		-		80-120	-		

Lab Control Sample Analysis

Batch Quality Control

Project Name: AMHERST CENTRAL PARK STATION

Project Number: H22.009.003

Lab Number: L2376309

Report Date: 01/11/24

Parameter	LCS %Recovery	LCSD %Recovery	%Recovery Limits	RPD	RPD Limits
Total Metals - Mansfield Lab Associated sample(s): 01-04 Batch: WG1869048-2 SRM Lot Number: D122-540					
Zinc, Total	110	-	82-119	-	
Total Metals - Mansfield Lab Associated sample(s): 01-04 Batch: WG1869050-2 SRM Lot Number: D122-540					
Mercury, Total	112	-	73-127	-	

Lab Control Sample Analysis

Batch Quality Control

Project Name: AMHERST CENTRAL PARK STATION

Project Number: H22.009.003

Lab Number: L2376309

Report Date: 01/11/24

Parameter	LCS %Recovery	LCSD %Recovery	%Recovery Limits	RPD	RPD Limits
Total Metals - Mansfield Lab Associated sample(s): 05-22,26 Batch: WG1869065-2 SRM Lot Number: D122-540					
Aluminum, Total	66	-	52-148	-	
Antimony, Total	113	-	6-194	-	
Arsenic, Total	101	-	81-119	-	
Barium, Total	98	-	83-117	-	
Beryllium, Total	98	-	83-117	-	
Cadmium, Total	96	-	83-117	-	
Calcium, Total	96	-	83-117	-	
Chromium, Total	100	-	82-118	-	
Cobalt, Total	100	-	84-117	-	
Copper, Total	93	-	84-116	-	
Iron, Total	85	-	65-135	-	
Lead, Total	100	-	83-117	-	
Magnesium, Total	84	-	80-120	-	
Manganese, Total	95	-	82-118	-	
Nickel, Total	102	-	83-117	-	
Potassium, Total	78	-	76-123	-	
Selenium, Total	104	-	81-119	-	
Silver, Total	102	-	80-120	-	
Sodium, Total	101	-	75-125	-	
Thallium, Total	95	-	81-119	-	
Vanadium, Total	94	-	80-120	-	

Lab Control Sample Analysis

Batch Quality Control

Project Name: AMHERST CENTRAL PARK STATION

Project Number: H22.009.003

Lab Number: L2376309

Report Date: 01/11/24

Parameter	LCS %Recovery	LCSD %Recovery	%Recovery Limits	RPD	RPD Limits
Total Metals - Mansfield Lab Associated sample(s): 05-22,26 Batch: WG1869065-2 SRM Lot Number: D122-540					
Zinc, Total	98	-	82-119	-	
Total Metals - Mansfield Lab Associated sample(s): 05-22,26 Batch: WG1869067-2 SRM Lot Number: D122-540					
Mercury, Total	110	-	73-127	-	

Lab Control Sample Analysis

Batch Quality Control

Project Name: AMHERST CENTRAL PARK STATION

Project Number: H22.009.003

Lab Number: L2376309

Report Date: 01/11/24

Parameter	LCS %Recovery	LCSD %Recovery	%Recovery Limits	RPD	RPD Limits
Total Metals - Mansfield Lab Associated sample(s): 27,31-32,36-37 Batch: WG1869287-2 SRM Lot Number: D122-540					
Aluminum, Total	69	-	52-148	-	
Antimony, Total	173	-	6-194	-	
Arsenic, Total	97	-	81-119	-	
Barium, Total	89	-	83-117	-	
Beryllium, Total	99	-	83-117	-	
Cadmium, Total	95	-	83-117	-	
Calcium, Total	95	-	83-117	-	
Chromium, Total	94	-	82-118	-	
Cobalt, Total	97	-	84-117	-	
Copper, Total	90	-	84-116	-	
Iron, Total	90	-	65-135	-	
Lead, Total	99	-	83-117	-	
Magnesium, Total	82	-	80-120	-	
Manganese, Total	96	-	82-118	-	
Nickel, Total	97	-	83-117	-	
Potassium, Total	79	-	76-123	-	
Selenium, Total	98	-	81-119	-	
Silver, Total	97	-	80-120	-	
Sodium, Total	95	-	75-125	-	
Thallium, Total	96	-	81-119	-	
Vanadium, Total	91	-	80-120	-	

Lab Control Sample Analysis

Batch Quality Control

Project Name: AMHERST CENTRAL PARK STATION

Project Number: H22.009.003

Lab Number: L2376309

Report Date: 01/11/24

Parameter	LCS %Recovery	LCSD %Recovery	%Recovery Limits	RPD	RPD Limits
Total Metals - Mansfield Lab Associated sample(s): 27,31-32,36-37 Batch: WG1869287-2 SRM Lot Number: D122-540					
Zinc, Total	96	-	82-119	-	
Total Metals - Mansfield Lab Associated sample(s): 27,31-32,36-37 Batch: WG1869290-2 SRM Lot Number: D122-540					
Mercury, Total	93	-	73-127	-	

Matrix Spike Analysis
Batch Quality Control

Project Name: AMHERST CENTRAL PARK STATION
Project Number: H22.009.003

Lab Number: L2376309
Report Date: 01/11/24

Parameter	Native Sample	MS Added	MS Found	MS %Recovery	Qual	MSD Found	MSD %Recovery	Qual	Recovery Limits	RPD	Qual	RPD Limits
Total Metals - Mansfield Lab Associated sample(s): 01-04 QC Batch ID: WG1869048-3 QC Sample: L2374833-01 Client ID: MS Sample												
Aluminum, Total	2000	398	2840	**211**	Q	-	-		75-125	-		20
Antimony, Total	ND	99.5	97.1	98		-	-		75-125	-		20
Arsenic, Total	3.52	23.9	33.2	124		-	-		75-125	-		20
Barium, Total	67.4	398	480	104		-	-		75-125	-		20
Beryllium, Total	0.122J	9.95	11.0	110		-	-		75-125	-		20
Cadmium, Total	0.664J	10.5	10.6	100		-	-		75-125	-		20
Calcium, Total	19000	1990	19100	**5**	Q	-	-		75-125	-		20
Chromium, Total	9.79	39.8	51.9	106		-	-		75-125	-		20
Cobalt, Total	4.58	99.5	104	100		-	-		75-125	-		20
Copper, Total	43.7	49.8	94.2	101		-	-		75-125	-		20
Iron, Total	4930	199	5440	**256**	Q	-	-		75-125	-		20
Lead, Total	50.9	105	164	107		-	-		75-125	-		20
Magnesium, Total	4740	1990	6620	94		-	-		75-125	-		20
Manganese, Total	198	99.5	286	88		-	-		75-125	-		20
Nickel, Total	22.0	99.5	116	94		-	-		75-125	-		20
Potassium, Total	2310	1990	4530	112		-	-		75-125	-		20
Selenium, Total	0.803J	23.9	32.4	**136**	Q	-	-		75-125	-		20
Silver, Total	ND	9.95	10.8	108		-	-		75-125	-		20
Sodium, Total	167J	1990	2460	124		-	-		75-125	-		20
Thallium, Total	ND	23.9	25.0	105		-	-		75-125	-		20
Vanadium, Total	10.3	99.5	113	103		-	-		75-125	-		20

Matrix Spike Analysis
Batch Quality Control

Project Name: AMHERST CENTRAL PARK STATION
Project Number: H22.009.003

Lab Number: L2376309
Report Date: 01/11/24

Parameter	Native Sample	MS Added	MS Found	MS %Recovery	MSD Found	MSD %Recovery	Recovery Limits	RPD	RPD Limits
Total Metals - Mansfield Lab Associated sample(s): 01-04 QC Batch ID: WG1869048-3 QC Sample: L2374833-01 Client ID: MS Sample									
Zinc, Total	94.1	99.5	189	95	-	-	75-125	-	20
Total Metals - Mansfield Lab Associated sample(s): 01-04 QC Batch ID: WG1869050-3 QC Sample: L2376096-03 Client ID: MS Sample									
Mercury, Total	0.063J	1.69	1.66	98	-	-	80-120	-	20

Matrix Spike Analysis
Batch Quality Control

Project Name: AMHERST CENTRAL PARK STATION
Project Number: H22.009.003

Lab Number: L2376309
Report Date: 01/11/24

Parameter	Native Sample	MS Added	MS Found	MS %Recovery		MSD Found	MSD %Recovery	Recovery Limits	RPD	RPD Limits
Total Metals - Mansfield Lab Associated sample(s): 05-22,26 QC Batch ID: WG1869065-3 QC Sample: L2376218-04 Client ID: MS Sample										
Aluminum, Total	4290	182	4400	**60**	Q	-	-	75-125	-	20
Antimony, Total	ND	45.5	39.2	86		-	-	75-125	-	20
Arsenic, Total	2.63	10.9	15.0	113		-	-	75-125	-	20
Barium, Total	37.7	182	211	95		-	-	75-125	-	20
Beryllium, Total	0.217J	4.55	4.53	100		-	-	75-125	-	20
Cadmium, Total	0.284J	4.82	4.94	102		-	-	75-125	-	20
Calcium, Total	29300	910	25000	**0**	Q	-	-	75-125	-	20
Chromium, Total	7.14	18.2	24.9	98		-	-	75-125	-	20
Cobalt, Total	3.57	45.5	48.6	99		-	-	75-125	-	20
Copper, Total	10.8	22.8	32.4	95		-	-	75-125	-	20
Iron, Total	8350	91	7470	**0**	Q	-	-	75-125	-	20
Lead, Total	9.28	48.2	59.0	103		-	-	75-125	-	20
Magnesium, Total	13100	910	11900	**0**	Q	-	-	75-125	-	20
Manganese, Total	201	45.5	209	**18**	Q	-	-	75-125	-	20
Nickel, Total	8.02	45.5	51.7	96		-	-	75-125	-	20
Potassium, Total	290	910	1200	100		-	-	75-125	-	20
Selenium, Total	0.150J	10.9	12.3	112		-	-	75-125	-	20
Silver, Total	ND	4.55	4.99	110		-	-	75-125	-	20
Sodium, Total	135	910	1090	105		-	-	75-125	-	20
Thallium, Total	ND	10.9	10.7	98		-	-	75-125	-	20
Vanadium, Total	11.6	45.5	55.7	97		-	-	75-125	-	20

Matrix Spike Analysis
Batch Quality Control

Project Name: AMHERST CENTRAL PARK STATION
Project Number: H22.009.003

Lab Number: L2376309
Report Date: 01/11/24

Parameter	Native Sample	MS Added	MS Found	MS %Recovery	MSD Found	MSD %Recovery	Recovery Limits	RPD	RPD Limits
Total Metals - Mansfield Lab Associated sample(s): 05-22,26 QC Batch ID: WG1869065-3 QC Sample: L2376218-04 Client ID: MS Sample									
Zinc, Total	31.4	45.5	75.8	98	-	-	75-125	-	20
Total Metals - Mansfield Lab Associated sample(s): 05-22,26 QC Batch ID: WG1869067-3 QC Sample: L2376218-04 Client ID: MS Sample									
Mercury, Total	ND	1.67	1.62	97	-	-	80-120	-	20

Matrix Spike Analysis
Batch Quality Control

Project Name: AMHERST CENTRAL PARK STATION
Project Number: H22.009.003

Lab Number: L2376309
Report Date: 01/11/24

Parameter	Native Sample	MS Added	MS Found	MS %Recovery		MSD Found	MSD %Recovery		Recovery Limits	RPD	RPD Limits
Total Metals - Mansfield Lab Associated sample(s): 27,31-32,36-37 QC Batch ID: WG1869287-3 WG1869287-4 QC Sample: L2376309-36 Client ID: SB-22-A											
Aluminum, Total	9960	200	10800	**419**	Q	10600	**321**	Q	75-125	2	20
Antimony, Total	ND	50.1	51.6	103		50.4	101		75-125	2	20
Arsenic, Total	4.28	12	18.1	115		17.6	111		75-125	3	20
Barium, Total	81.3	200	266	92		262	91		75-125	2	20
Beryllium, Total	0.526	5.01	5.37	97		5.20	94		75-125	3	20
Cadmium, Total	0.214J	5.31	4.53	85		4.41	84		75-125	3	20
Calcium, Total	22000	1000	28100	**609**	Q	29400	**743**	Q	75-125	5	20
Chromium, Total	14.0	20	31.5	87		31.6	88		75-125	0	20
Cobalt, Total	5.94	50.1	49.3	86		47.9	84		75-125	3	20
Copper, Total	15.7	25	40.5	99		40.4	99		75-125	0	20
Iron, Total	16500	100	17700	**1200**	Q	18200	**1710**	Q	75-125	3	20
Lead, Total	33.5	53.1	92.2	110		98.6	123		75-125	7	20
Magnesium, Total	9660	1000	13800	**413**	Q	12200	**255**	Q	75-125	12	20
Manganese, Total	431	50.1	501	**140**	Q	463	**64**	Q	75-125	8	20
Nickel, Total	13.2	50.1	54.3	82		53.2	80		75-125	2	20
Potassium, Total	771	1000	1880	111		1820	105		75-125	3	20
Selenium, Total	0.376J	12	12.8	106		12.4	104		75-125	3	20
Silver, Total	ND	5.01	5.23	104		5.10	102		75-125	3	20
Sodium, Total	61.4J	1000	1060	106		1020	102		75-125	4	20
Thallium, Total	ND	12	10.8	90		10.6	89		75-125	2	20
Vanadium, Total	18.4	50.1	65.0	93		63.4	90		75-125	2	20

Matrix Spike Analysis
Batch Quality Control

Project Name: AMHERST CENTRAL PARK STATION
Project Number: H22.009.003

Lab Number: L2376309
Report Date: 01/11/24

Parameter	Native Sample	MS Added	MS Found	MS %Recovery		MSD Found	MSD %Recovery	Recovery Limits	RPD	RPD Limits
Total Metals - Mansfield Lab Associated sample(s): 27,31-32,36-37 SB-22-A				QC Batch ID: WG1869287-3		WG1869287-4		QC Sample: L2376309-36		Client ID:
Zinc, Total	84.9	50.1	121	**72**	Q	124	78	75-125	2	20
Total Metals - Mansfield Lab Associated sample(s): 27,31-32,36-37 SB-22-A				QC Batch ID: WG1869290-3		WG1869290-4		QC Sample: L2376309-36		Client ID:
Mercury, Total	ND	1.64	1.46	89		1.50	91	80-120	3	20

Lab Duplicate Analysis

Batch Quality Control

Project Name: AMHERST CENTRAL PARK STATION
Project Number: H22.009.003

Lab Number: L2376309
Report Date: 01/11/24

Parameter	Native Sample	Duplicate Sample	Units	RPD	Qual	RPD Limits
Total Metals - Mansfield Lab Associated sample(s): 01-04 QC Batch ID: WG1869048-4 QC Sample: L2374833-01 Client ID: DUP Sample						
Arsenic, Total	3.52	3.64	mg/kg	3		20
Cadmium, Total	0.664J	0.639J	mg/kg	NC		20
Chromium, Total	9.79	10.0	mg/kg	2		20
Copper, Total	43.7	39.0	mg/kg	11		20
Lead, Total	50.9	50.3	mg/kg	1		20
Nickel, Total	22.0	22.7	mg/kg	3		20
Potassium, Total	2310	2190	mg/kg	5		20
Selenium, Total	0.803J	0.604J	mg/kg	NC		20
Zinc, Total	94.1	94.0	mg/kg	0		20
Total Metals - Mansfield Lab Associated sample(s): 01-04 QC Batch ID: WG1869050-4 QC Sample: L2376096-03 Client ID: DUP Sample						
Mercury, Total	0.063J	ND	mg/kg	NC		20
Total Metals - Mansfield Lab Associated sample(s): 05-22,26 QC Batch ID: WG1869065-4 QC Sample: L2376218-04 Client ID: DUP Sample						
Arsenic, Total	2.63	2.69	mg/kg	2		20
Barium, Total	37.7	36.8	mg/kg	2		20
Cadmium, Total	0.284J	0.287J	mg/kg	NC		20
Chromium, Total	7.14	6.89	mg/kg	4		20
Lead, Total	9.28	10.2	mg/kg	9		20
Selenium, Total	0.150J	ND	mg/kg	NC		20
Silver, Total	ND	ND	mg/kg	NC		20

Lab Duplicate Analysis

Batch Quality Control

Project Name: AMHERST CENTRAL PARK STATION

Project Number: H22.009.003

Lab Number: L2376309

Report Date: 01/11/24

Parameter	Native Sample	Duplicate Sample	Units	RPD	RPD Limits
Total Metals - Mansfield Lab Associated sample(s): 05-22,26 QC Batch ID: WG1869067-4 QC Sample: L2376218-04 Client ID: DUP Sample					
Mercury, Total	ND	ND	mg/kg	NC	20

Project Name: AMHERST CENTRAL PARK STATION
Project Number: H22.009.003

Lab Serial Dilution Analysis
Batch Quality Control

Lab Number: L2376309
Report Date: 01/11/24

Parameter	Native Sample	Serial Dilution	Units	% D	Qual	RPD Limits
Total Metals - Mansfield Lab Associated sample(s): 05-22,26 QC Batch ID: WG1869065-6 QC Sample: L2376218-04 Client ID: DUP Sample						
Barium, Total	37.7	38.9	mg/kg	3		20
Total Metals - Mansfield Lab Associated sample(s): 27,31-32,36-37 QC Batch ID: WG1869287-6 QC Sample: L2376309-36 Client ID: SB-22-A						
Aluminum, Total	9960	10400	mg/kg	4		20
Barium, Total	81.3	85.2	mg/kg	5		20
Calcium, Total	22000	24400	mg/kg	11		20
Iron, Total	16500	18900	mg/kg	15		20
Magnesium, Total	9660	10500	mg/kg	9		20
Manganese, Total	431	475	mg/kg	10		20

INORGANICS
&
MISCELLANEOUS

Project Name: AMHERST CENTRAL PARK STATION
Project Number: H22.009.003
Lab Number: L2376309
Report Date: 01/11/24

SAMPLE RESULTS

Lab ID: L2376309-01
Client ID: SB-02-A
Sample Location: Not Specified
Sample Depth:
Matrix: Soil
Date Collected: 12/27/23 12:25
Date Received: 12/27/23
Field Prep: Not Specified

Parameter	Result	Qualifier	Units	RL	MDL	Dilution Factor	Date Prepared	Date Analyzed	Analytical Method	Analyst
General Chemistry - Westborough Lab										
Solids, Total	63.7		%	0.100	NA	1	-	12/28/23 08:23	121,2540G	ROI
Cyanide, Total	ND		mg/kg	1.5	0.32	1	01/02/24 14:35	01/02/24 18:37	1,9010C/9012B	JER

Project Name: AMHERST CENTRAL PARK STATION
Project Number: H22.009.003
Lab Number: L2376309
Report Date: 01/11/24

SAMPLE RESULTS

Lab ID: L2376309-02
Client ID: SB-02-B
Sample Location: Not Specified
Sample Depth:
Matrix: Soil

Date Collected: 12/27/23 12:25
Date Received: 12/27/23
Field Prep: Not Specified

Parameter	Result	Qualifier	Units	RL	MDL	Dilution Factor	Date Prepared	Date Analyzed	Analytical Method	Analyst
General Chemistry - Westborough Lab										
Solids, Total	74.5		%	0.100	NA	1	-	12/28/23 08:23	121,2540G	ROI
Cyanide, Total	ND		mg/kg	1.2	0.26	1	01/02/24 14:35	01/02/24 18:40	1,9010C/9012B	JER

Project Name: AMHERST CENTRAL PARK STATION
Project Number: H22.009.003
Lab Number: L2376309
Report Date: 01/11/24

SAMPLE RESULTS

Lab ID: L2376309-03
Client ID: SB-03-A
Sample Location: Not Specified
Sample Depth:
Matrix: Soil

Date Collected: 12/27/23 12:20
Date Received: 12/27/23
Field Prep: Not Specified

Parameter	Result	Qualifier	Units	RL	MDL	Dilution Factor	Date Prepared	Date Analyzed	Analytical Method	Analyst
General Chemistry - Westborough Lab										
Solids, Total	69.7		%	0.100	NA	1	-	12/28/23 08:23	121,2540G	ROI
Cyanide, Total	ND		mg/kg	1.3	0.28	1	01/02/24 14:35	01/02/24 18:41	1,9010C/9012B	JER

Project Name: AMHERST CENTRAL PARK STATION
Project Number: H22.009.003
Lab Number: L2376309
Report Date: 01/11/24

SAMPLE RESULTS

Lab ID: L2376309-04
Client ID: SB-03-B
Sample Location: Not Specified
Sample Depth:
Matrix: Soil

Date Collected: 12/27/23 12:20
Date Received: 12/27/23
Field Prep: Not Specified

Parameter	Result	Qualifier	Units	RL	MDL	Dilution Factor	Date Prepared	Date Analyzed	Analytical Method	Analyst
General Chemistry - Westborough Lab										
Solids, Total	71.8		%	0.100	NA	1	-	12/28/23 08:23	121,2540G	ROI
Cyanide, Total	ND		mg/kg	1.3	0.28	1	01/02/24 14:35	01/02/24 18:43	1,9010C/9012B	JER

Project Name: AMHERST CENTRAL PARK STATION
Project Number: H22.009.003
Lab Number: L2376309
Report Date: 01/11/24

SAMPLE RESULTS

Lab ID: L2376309-05
Client ID: SB-04-A
Sample Location: Not Specified
Sample Depth:
Matrix: Soil

Date Collected: 12/27/23 12:15
Date Received: 12/27/23
Field Prep: Not Specified

Parameter	Result	Qualifier	Units	RL	MDL	Dilution Factor	Date Prepared	Date Analyzed	Analytical Method	Analyst
General Chemistry - Westborough Lab										
Solids, Total	73.8		%	0.100	NA	1	-	12/28/23 08:23	121,2540G	ROI
Cyanide, Total	ND		mg/kg	1.3	0.27	1	01/02/24 14:35	01/02/24 18:26	1,9010C/9012B	JER

Project Name: AMHERST CENTRAL PARK STATION
Project Number: H22.009.003
Lab Number: L2376309
Report Date: 01/11/24

SAMPLE RESULTS

Lab ID: L2376309-06
Client ID: SB-04-B
Sample Location: Not Specified
Sample Depth:
Matrix: Soil

Date Collected: 12/27/23 12:15
Date Received: 12/27/23
Field Prep: Not Specified

Parameter	Result	Qualifier	Units	RL	MDL	Dilution Factor	Date Prepared	Date Analyzed	Analytical Method	Analyst
General Chemistry - Westborough Lab										
Solids, Total	88.8		%	0.100	NA	1	-	12/28/23 08:23	121,2540G	ROI
Cyanide, Total	ND		mg/kg	1.0	0.22	1	01/02/24 19:00	01/03/24 13:26	1,9010C/9012B	JER

Project Name: AMHERST CENTRAL PARK STATION
Project Number: H22.009.003
Lab Number: L2376309
Report Date: 01/11/24

SAMPLE RESULTS

Lab ID: L2376309-07
Client ID: SB-05-A
Sample Location: Not Specified
Sample Depth:
Matrix: Soil

Date Collected: 12/27/23 12:45
Date Received: 12/27/23
Field Prep: Not Specified

Parameter	Result	Qualifier	Units	RL	MDL	Dilution Factor	Date Prepared	Date Analyzed	Analytical Method	Analyst
General Chemistry - Westborough Lab										
Solids, Total	61.2		%	0.100	NA	1	-	12/28/23 08:23	121,2540G	ROI
Cyanide, Total	ND		mg/kg	1.6	0.33	1	01/02/24 19:00	01/03/24 13:29	1,9010C/9012B	JER

Project Name: AMHERST CENTRAL PARK STATION
Project Number: H22.009.003
Lab Number: L2376309
Report Date: 01/11/24

SAMPLE RESULTS

Lab ID: L2376309-08
Client ID: SB-05-B
Sample Location: Not Specified
Sample Depth:
Matrix: Soil

Date Collected: 12/27/23 12:45
Date Received: 12/27/23
Field Prep: Not Specified

Parameter	Result	Qualifier	Units	RL	MDL	Dilution Factor	Date Prepared	Date Analyzed	Analytical Method	Analyst
General Chemistry - Westborough Lab										
Solids, Total	66.3		%	0.100	NA	1	-	12/28/23 08:23	121,2540G	ROI
Cyanide, Total	ND		mg/kg	1.5	0.32	1	01/02/24 19:00	01/03/24 13:30	1,9010C/9012B	JER
Chromium, Hexavalent	ND		mg/kg	1.21	0.241	1	01/02/24 10:30	01/03/24 15:25	1,7196A	DTH

Project Name: AMHERST CENTRAL PARK STATION
Project Number: H22.009.003
Lab Number: L2376309
Report Date: 01/11/24

SAMPLE RESULTS

Lab ID: L2376309-09
Client ID: SB-06-A
Sample Location: Not Specified
Sample Depth:
Matrix: Soil

Date Collected: 12/27/23 13:05
Date Received: 12/27/23
Field Prep: Not Specified

Parameter	Result	Qualifier	Units	RL	MDL	Dilution Factor	Date Prepared	Date Analyzed	Analytical Method	Analyst
General Chemistry - Westborough Lab										
Solids, Total	67.3		%	0.100	NA	1	-	12/28/23 08:23	121,2540G	ROI
Cyanide, Total	ND		mg/kg	1.4	0.30	1	01/02/24 19:00	01/03/24 13:31	1,9010C/9012B	JER

Project Name: AMHERST CENTRAL PARK STATION
Project Number: H22.009.003
Lab Number: L2376309
Report Date: 01/11/24

SAMPLE RESULTS

Lab ID: L2376309-10
Client ID: SB-06-B
Sample Location: Not Specified
Sample Depth:
Matrix: Soil

Date Collected: 12/27/23 13:05
Date Received: 12/27/23
Field Prep: Not Specified

Parameter	Result	Qualifier	Units	RL	MDL	Dilution Factor	Date Prepared	Date Analyzed	Analytical Method	Analyst
General Chemistry - Westborough Lab										
Solids, Total	78.8		%	0.100	NA	1	-	12/28/23 08:23	121,2540G	ROI
Cyanide, Total	ND		mg/kg	1.2	0.26	1	01/02/24 19:00	01/03/24 13:32	1,9010C/9012B	JER

Project Name: AMHERST CENTRAL PARK STATION
Project Number: H22.009.003
Lab Number: L2376309
Report Date: 01/11/24

SAMPLE RESULTS

Lab ID: L2376309-11
Client ID: SB-07-A
Sample Location: Not Specified
Sample Depth:
Matrix: Soil

Date Collected: 12/27/23 13:15
Date Received: 12/27/23
Field Prep: Not Specified

Parameter	Result	Qualifier	Units	RL	MDL	Dilution Factor	Date Prepared	Date Analyzed	Analytical Method	Analyst
General Chemistry - Westborough Lab										
Solids, Total	76.6		%	0.100	NA	1	-	12/28/23 08:23	121,2540G	ROI
Cyanide, Total	ND		mg/kg	1.3	0.27	1	01/02/24 19:00	01/03/24 13:35	1,9010C/9012B	JER

Project Name: AMHERST CENTRAL PARK STATION
Project Number: H22.009.003
Lab Number: L2376309
Report Date: 01/11/24

SAMPLE RESULTS

Lab ID: L2376309-12
Client ID: SB-07-B
Sample Location: Not Specified
Sample Depth:
Matrix: Soil

Date Collected: 12/27/23 13:15
Date Received: 12/27/23
Field Prep: Not Specified

Parameter	Result	Qualifier	Units	RL	MDL	Dilution Factor	Date Prepared	Date Analyzed	Analytical Method	Analyst
General Chemistry - Westborough Lab										
Solids, Total	81.3		%	0.100	NA	1	-	12/28/23 08:23	121,2540G	ROI
Cyanide, Total	ND		mg/kg	1.1	0.24	1	01/02/24 19:00	01/03/24 13:36	1,9010C/9012B	JER

Project Name: AMHERST CENTRAL PARK STATION
Project Number: H22.009.003
Lab Number: L2376309
Report Date: 01/11/24

SAMPLE RESULTS

Lab ID: L2376309-13
Client ID: SB-09-A
Sample Location: Not Specified
Sample Depth:
Matrix: Soil

Date Collected: 12/27/23 13:40
Date Received: 12/27/23
Field Prep: Not Specified

Parameter	Result	Qualifier	Units	RL	MDL	Dilution Factor	Date Prepared	Date Analyzed	Analytical Method	Analyst
General Chemistry - Westborough Lab										
Solids, Total	64.2		%	0.100	NA	1	-	12/28/23 08:23	121,2540G	ROI
Cyanide, Total	ND		mg/kg	1.5	0.32	1	01/03/24 01:55	01/03/24 15:23	1,9010C/9012B	JER

Project Name: AMHERST CENTRAL PARK STATION
Project Number: H22.009.003
Lab Number: L2376309
Report Date: 01/11/24

SAMPLE RESULTS

Lab ID: L2376309-14
Client ID: SB-09-B
Sample Location: Not Specified
Sample Depth:
Matrix: Soil

Date Collected: 12/27/23 13:40
Date Received: 12/27/23
Field Prep: Not Specified

Parameter	Result	Qualifier	Units	RL	MDL	Dilution Factor	Date Prepared	Date Analyzed	Analytical Method	Analyst
General Chemistry - Westborough Lab										
Solids, Total	75.8		%	0.100	NA	1	-	12/28/23 08:23	121,2540G	ROI
Cyanide, Total	ND		mg/kg	1.2	0.26	1	01/03/24 01:55	01/03/24 15:26	1,9010C/9012B	JER

Project Name: AMHERST CENTRAL PARK STATION
Project Number: H22.009.003
Lab Number: L2376309
Report Date: 01/11/24

SAMPLE RESULTS

Lab ID: L2376309-15
Client ID: SB-10-A
Sample Location: Not Specified
Sample Depth:
Matrix: Soil

Date Collected: 12/27/23 13:22
Date Received: 12/27/23
Field Prep: Not Specified

Parameter	Result	Qualifier	Units	RL	MDL	Dilution Factor	Date Prepared	Date Analyzed	Analytical Method	Analyst
General Chemistry - Westborough Lab										
Solids, Total	56.2		%	0.100	NA	1	-	12/28/23 08:23	121,2540G	ROI
Cyanide, Total	ND		mg/kg	1.7	0.36	1	01/02/24 19:00	01/03/24 13:37	1,9010C/9012B	JER

Project Name: AMHERST CENTRAL PARK STATION
Project Number: H22.009.003
Lab Number: L2376309
Report Date: 01/11/24

SAMPLE RESULTS

Lab ID: L2376309-16
Client ID: SB-10-B
Sample Location: Not Specified
Sample Depth:
Matrix: Soil

Date Collected: 12/27/23 13:22
Date Received: 12/27/23
Field Prep: Not Specified

Parameter	Result	Qualifier	Units	RL	MDL	Dilution Factor	Date Prepared	Date Analyzed	Analytical Method	Analyst
General Chemistry - Westborough Lab										
Solids, Total	77.7		%	0.100	NA	1	-	12/28/23 08:23	121,2540G	ROI
Cyanide, Total	ND		mg/kg	1.2	0.26	1	01/02/24 19:00	01/03/24 13:38	1,9010C/9012B	JER

Project Name: AMHERST CENTRAL PARK STATION
Project Number: H22.009.003
Lab Number: L2376309
Report Date: 01/11/24

SAMPLE RESULTS

Lab ID: L2376309-17
Client ID: SB-11-A
Sample Location: Not Specified
Sample Depth:
Matrix: Soil

Date Collected: 12/27/23 13:50
Date Received: 12/27/23
Field Prep: Not Specified

Parameter	Result	Qualifier	Units	RL	MDL	Dilution Factor	Date Prepared	Date Analyzed	Analytical Method	Analyst
General Chemistry - Westborough Lab										
Solids, Total	75.6		%	0.100	NA	1	-	12/28/23 08:23	121,2540G	ROI
Cyanide, Total	ND		mg/kg	1.2	0.26	1	01/03/24 01:55	01/03/24 15:27	1,9010C/9012B	JER

Project Name: AMHERST CENTRAL PARK STATION
Project Number: H22.009.003
Lab Number: L2376309
Report Date: 01/11/24

SAMPLE RESULTS

Lab ID: L2376309-18
Client ID: SB-11-B
Sample Location: Not Specified
Sample Depth:
Matrix: Soil

Date Collected: 12/27/23 13:50
Date Received: 12/27/23
Field Prep: Not Specified

Parameter	Result	Qualifier	Units	RL	MDL	Dilution Factor	Date Prepared	Date Analyzed	Analytical Method	Analyst
General Chemistry - Westborough Lab										
Solids, Total	76.2		%	0.100	NA	1	-	12/28/23 08:23	121,2540G	ROI
Cyanide, Total	ND		mg/kg	1.2	0.27	1	01/03/24 01:55	01/03/24 15:28	1,9010C/9012B	JER

Project Name: AMHERST CENTRAL PARK STATION
Project Number: H22.009.003
Lab Number: L2376309
Report Date: 01/11/24

SAMPLE RESULTS

Lab ID: L2376309-19
Client ID: SB-15-A
Sample Location: Not Specified
Sample Depth:
Matrix: Soil

Date Collected: 12/27/23 13:30
Date Received: 12/27/23
Field Prep: Not Specified

Parameter	Result	Qualifier	Units	RL	MDL	Dilution Factor	Date Prepared	Date Analyzed	Analytical Method	Analyst
General Chemistry - Westborough Lab										
Solids, Total	71.9		%	0.100	NA	1	-	12/28/23 08:23	121,2540G	ROI
Cyanide, Total	ND		mg/kg	1.3	0.28	1	01/02/24 19:00	01/03/24 13:39	1,9010C/9012B	JER

Project Name: AMHERST CENTRAL PARK STATION
Project Number: H22.009.003
Lab Number: L2376309
Report Date: 01/11/24

SAMPLE RESULTS

Lab ID: L2376309-20
Client ID: SB-15-B
Sample Location: Not Specified
Sample Depth:
Matrix: Soil

Date Collected: 12/27/23 13:30
Date Received: 12/27/23
Field Prep: Not Specified

Parameter	Result	Qualifier	Units	RL	MDL	Dilution Factor	Date Prepared	Date Analyzed	Analytical Method	Analyst
General Chemistry - Westborough Lab										
Solids, Total	72.4		%	0.100	NA	1	-	12/28/23 08:23	121,2540G	ROI
Cyanide, Total	ND		mg/kg	1.3	0.28	1	01/03/24 01:55	01/03/24 15:29	1,9010C/9012B	JER

Project Name: AMHERST CENTRAL PARK STATION
Project Number: H22.009.003
Lab Number: L2376309
Report Date: 01/11/24

SAMPLE RESULTS

Lab ID: L2376309-21
Client ID: SB-12-A
Sample Location: Not Specified
Sample Depth:
Matrix: Soil
Date Collected: 12/27/23 09:10
Date Received: 12/27/23
Field Prep: Not Specified

Parameter	Result	Qualifier	Units	RL	MDL	Dilution Factor	Date Prepared	Date Analyzed	Analytical Method	Analyst
General Chemistry - Westborough Lab										
Solids, Total	65.4		%	0.100	NA	1	-	12/28/23 09:08	121,2540G	ROI
Cyanide, Total	ND		mg/kg	1.4	0.30	1	12/30/23 15:40	01/02/24 14:12	1,9010C/9012B	JER

Project Name: AMHERST CENTRAL PARK STATION
Project Number: H22.009.003
Lab Number: L2376309
Report Date: 01/11/24

SAMPLE RESULTS

Lab ID: L2376309-22
Client ID: SB-12-B
Sample Location: Not Specified
Sample Depth:
Matrix: Soil
Date Collected: 12/27/23 09:10
Date Received: 12/27/23
Field Prep: Not Specified

Parameter	Result	Qualifier	Units	RL	MDL	Dilution Factor	Date Prepared	Date Analyzed	Analytical Method	Analyst
General Chemistry - Westborough Lab										
Solids, Total	77.7		%	0.100	NA	1	-	12/28/23 09:08	121,2540G	ROI
Cyanide, Total	ND		mg/kg	1.2	0.26	1	12/30/23 15:40	01/02/24 14:13	1,9010C/9012B	JER

Project Name: AMHERST CENTRAL PARK STATION
Project Number: H22.009.003
Lab Number: L2376309
Report Date: 01/11/24

SAMPLE RESULTS

Lab ID: L2376309-26
Client ID: SB-13-A
Sample Location: Not Specified
Sample Depth:
Matrix: Soil

Date Collected: 12/27/23 09:30
Date Received: 12/27/23
Field Prep: Not Specified

Parameter	Result	Qualifier	Units	RL	MDL	Dilution Factor	Date Prepared	Date Analyzed	Analytical Method	Analyst
General Chemistry - Westborough Lab										
Solids, Total	82.5		%	0.100	NA	1	-	12/28/23 09:08	121,2540G	ROI
Cyanide, Total	ND		mg/kg	1.2	0.25	1	12/30/23 15:40	01/02/24 14:14	1,9010C/9012B	JER

Project Name: AMHERST CENTRAL PARK STATION
Project Number: H22.009.003
Lab Number: L2376309
Report Date: 01/11/24

SAMPLE RESULTS

Lab ID: L2376309-27
Client ID: SB-13-B
Sample Location: Not Specified
Sample Depth:
Matrix: Soil

Date Collected: 12/27/23 09:30
Date Received: 12/27/23
Field Prep: Not Specified

Parameter	Result	Qualifier	Units	RL	MDL	Dilution Factor	Date Prepared	Date Analyzed	Analytical Method	Analyst
General Chemistry - Westborough Lab										
Solids, Total	91.6		%	0.100	NA	1	-	12/28/23 09:08	121,2540G	ROI
Cyanide, Total	ND		mg/kg	1.0	0.22	1	12/30/23 15:40	01/02/24 14:15	1,9010C/9012B	JER

Project Name: AMHERST CENTRAL PARK STATION
Project Number: H22.009.003
Lab Number: L2376309
Report Date: 01/11/24

SAMPLE RESULTS

Lab ID: L2376309-31
Client ID: SB-14-A
Sample Location: Not Specified
Sample Depth:
Matrix: Soil

Date Collected: 12/27/23 09:45
Date Received: 12/27/23
Field Prep: Not Specified

Parameter	Result	Qualifier	Units	RL	MDL	Dilution Factor	Date Prepared	Date Analyzed	Analytical Method	Analyst
General Chemistry - Westborough Lab										
Solids, Total	72.2		%	0.100	NA	1	-	12/28/23 09:08	121,2540G	ROI
Cyanide, Total	ND		mg/kg	1.3	0.28	1	12/30/23 15:40	01/02/24 14:16	1,9010C/9012B	JER

Project Name: AMHERST CENTRAL PARK STATION
Project Number: H22.009.003
Lab Number: L2376309
Report Date: 01/11/24

SAMPLE RESULTS

Lab ID: L2376309-32
Client ID: SB-14-B
Sample Location: Not Specified
Sample Depth:
Matrix: Soil

Date Collected: 12/27/23 09:45
Date Received: 12/27/23
Field Prep: Not Specified

Parameter	Result	Qualifier	Units	RL	MDL	Dilution Factor	Date Prepared	Date Analyzed	Analytical Method	Analyst
General Chemistry - Westborough Lab										
Solids, Total	71.7		%	0.100	NA	1	-	12/28/23 09:08	121,2540G	ROI
Cyanide, Total	ND		mg/kg	1.3	0.28	1	01/02/24 14:35	01/02/24 18:27	1,9010C/9012B	JER
Chromium, Hexavalent	ND		mg/kg	1.12	0.223	1	01/02/24 10:30	01/03/24 15:25	1,7196A	DTH

Project Name: AMHERST CENTRAL PARK STATION
Project Number: H22.009.003
Lab Number: L2376309
Report Date: 01/11/24

SAMPLE RESULTS

Lab ID: L2376309-36
Client ID: SB-22-A
Sample Location: Not Specified
Sample Depth:
Matrix: Soil

Date Collected: 12/27/23 10:30
Date Received: 12/27/23
Field Prep: Not Specified

Parameter	Result	Qualifier	Units	RL	MDL	Dilution Factor	Date Prepared	Date Analyzed	Analytical Method	Analyst
General Chemistry - Westborough Lab										
Solids, Total	77.1		%	0.100	NA	1	-	12/28/23 09:08	121,2540G	ROI
Cyanide, Total	4.0		mg/kg	1.2	0.26	1	01/02/24 14:35	01/02/24 18:28	1,9010C/9012B	JER

Project Name: AMHERST CENTRAL PARK STATION
Project Number: H22.009.003
Lab Number: L2376309
Report Date: 01/11/24

SAMPLE RESULTS

Lab ID: L2376309-37
Client ID: SB-23-A
Sample Location: Not Specified
Sample Depth:
Matrix: Soil

Date Collected: 12/27/23 11:00
Date Received: 12/27/23
Field Prep: Not Specified

Parameter	Result	Qualifier	Units	RL	MDL	Dilution Factor	Date Prepared	Date Analyzed	Analytical Method	Analyst
General Chemistry - Westborough Lab										
Solids, Total	63.3		%	0.100	NA	1	-	12/28/23 09:08	121,2540G	ROI
Cyanide, Total	ND		mg/kg	1.4	0.31	1	01/02/24 14:35	01/02/24 18:33	1,9010C/9012B	JER
Chromium, Hexavalent	ND		mg/kg	1.26	0.253	1	01/02/24 10:30	01/03/24 15:25	1,7196A	DTH

Project Name: AMHERST CENTRAL PARK STATION **Lab Number:** L2376309

Project Number: H22.009.003 **Report Date:** 01/11/24

Method Blank Analysis
Batch Quality Control

Parameter	Result	Qualifier	Units	RL	MDL	Dilution Factor	Date Prepared	Date Analyzed	Analytical Method	Analyst
General Chemistry - Westborough Lab for sample(s): 21-22,26-27,31 Batch: WG1869777-1										
Cyanide, Total	ND		mg/kg	0.97	0.21	1	12/30/23 15:40	01/02/24 13:44	1,9010C/9012B	JER
General Chemistry - Westborough Lab for sample(s): 08,32,37 Batch: WG1870089-1										
Chromium, Hexavalent	ND		mg/kg	0.800	0.160	1	01/02/24 10:30	01/03/24 15:25	1,7196A	DTH
General Chemistry - Westborough Lab for sample(s): 05,32,36-37 Batch: WG1870136-1										
Cyanide, Total	ND		mg/kg	0.89	0.19	1	01/02/24 14:35	01/02/24 18:17	1,9010C/9012B	JER
General Chemistry - Westborough Lab for sample(s): 01-04 Batch: WG1870140-1										
Cyanide, Total	ND		mg/kg	0.89	0.19	1	01/02/24 14:35	01/02/24 18:17	1,9010C/9012B	JER
General Chemistry - Westborough Lab for sample(s): 06-12,15-16,19 Batch: WG1870264-1										
Cyanide, Total	0.24	J	mg/kg	0.88	0.19	1	01/02/24 19:00	01/03/24 13:20	1,9010C/9012B	JER
General Chemistry - Westborough Lab for sample(s): 13-14,17-18,20 Batch: WG1870319-1										
Cyanide, Total	ND		mg/kg	0.85	0.18	1	01/03/24 01:55	01/03/24 14:55	1,9010C/9012B	JER

Lab Control Sample Analysis

Batch Quality Control

Project Name: AMHERST CENTRAL PARK STATION

Project Number: H22.009.003

Lab Number: L2376309

Report Date: 01/11/24

Parameter	LCS %Recovery	Qual	LCSD %Recovery	Qual	%Recovery Limits	RPD	Qual	RPD Limits
General Chemistry - Westborough Lab Associated sample(s): 21-22,26-27,31 Batch: WG1869777-2 WG1869777-3								
Cyanide, Total	91		102		80-120	8		35
General Chemistry - Westborough Lab Associated sample(s): 08,32,37 Batch: WG1870089-2								
Chromium, Hexavalent	80		-		80-120	-		20
General Chemistry - Westborough Lab Associated sample(s): 05,32,36-37 Batch: WG1870136-2 WG1870136-3								
Cyanide, Total	92		84		80-120	9		35
General Chemistry - Westborough Lab Associated sample(s): 01-04 Batch: WG1870140-2 WG1870140-3								
Cyanide, Total	91		86		80-120	6		35
General Chemistry - Westborough Lab Associated sample(s): 06-12,15-16,19 Batch: WG1870264-2 WG1870264-3								
Cyanide, Total	**76**	Q	101		80-120	24		35
General Chemistry - Westborough Lab Associated sample(s): 13-14,17-18,20 Batch: WG1870319-2 WG1870319-3								
Cyanide, Total	84		103		80-120	20		35

Matrix Spike Analysis
Batch Quality Control

Project Name: AMHERST CENTRAL PARK STATION
Project Number: H22.009.003
Lab Number: L2376309
Report Date: 01/11/24

Parameter	Native Sample	MS Added	MS Found	MS %Recovery	Qual	MSD Found	MSD %Recovery	Qual	Recovery Limits	RPD	Qual	RPD Limits
General Chemistry - Westborough Lab Associated sample(s): 21-22,26-27,31 QC Batch ID: WG1869777-4 WG1869777-5 QC Sample: L2376093-01 Client ID: MS Sample												
Cyanide, Total	ND	34	34	98		36	100		75-125	6		35
General Chemistry - Westborough Lab Associated sample(s): 08,32,37 QC Batch ID: WG1870089-4 QC Sample: L2376309-32 Client ID: SB-14-B												
Chromium, Hexavalent	ND	1650	1400	85		-	-		75-125	-		20
General Chemistry - Westborough Lab Associated sample(s): 05,32,36-37 QC Batch ID: WG1870136-4 WG1870136-5 QC Sample: L2376309-36 Client ID: SB-22-A												
Cyanide, Total	4.0	12	11	**58**	Q	13	75		75-125	26		35
General Chemistry - Westborough Lab Associated sample(s): 01-04 QC Batch ID: WG1870140-4 WG1870140-5 QC Sample: L2376309-01 Client ID: SB-02-A												
Cyanide, Total	ND	15	14	96		15	98		75-125	7		35
General Chemistry - Westborough Lab Associated sample(s): 06-12,15-16,19 QC Batch ID: WG1870264-4 WG1870264-5 QC Sample: L2376309-06 Client ID: SB-04-B												
Cyanide, Total	ND	10	3.6	**35**	Q	5.4	**50**	Q	75-125	35		35
General Chemistry - Westborough Lab Associated sample(s): 13-14,17-18,20 QC Batch ID: WG1870319-4 WG1870319-5 QC Sample: L2376309-13 Client ID: SB-09-A												
Cyanide, Total	ND	14	12	86		14	93		75-125	8		35

Lab Duplicate Analysis

Batch Quality Control

Project Name: AMHERST CENTRAL PARK STATION

Project Number: H22.009.003

Lab Number: L2376309

Report Date: 01/11/24

Parameter	Native Sample	Duplicate Sample	Units	RPD	Qual	RPD Limits
General Chemistry - Westborough Lab Associated sample(s): 01-20 QC Batch ID: WG1868918-1 QC Sample: L2376309-01 Client ID: SB-02-A						
Solids, Total	63.7	64.9	%	2		20
General Chemistry - Westborough Lab Associated sample(s): 21-22,26-27,31-32,36-37 QC Batch ID: WG1868921-1 QC Sample: L2376309-36 Client ID: SB-22-A						
Solids, Total	77.1	73.3	%	5		20
General Chemistry - Westborough Lab Associated sample(s): 08,32,37 QC Batch ID: WG1870089-6 QC Sample: L2376309-32 Client ID: SB-14-B						
Chromium, Hexavalent	ND	ND	mg/kg	NC		20

Project Name: AMHERST CENTRAL PARK STATION
Project Number: H22.009.003

Lab Number: L2376309
Report Date: 01/11/24

Sample Receipt and Container Information

Were project specific reporting limits specified? YES

Cooler Information

Cooler	Custody Seal
A	Absent
B	Absent

Container Information

Container ID	Container Type	Cooler	Initial pH	Final pH	Temp deg C	Pres	Seal	Frozen Date/Time	Analysis(*)
L2376309-01A	Metals Only-Glass 60mL/2oz unpreserved	A	NA		3.9	Y	Absent		BE-TI(180),AS-TI(180),BA-TI(180),AG-TI(180),AL-TI(180),CR-TI(180),NI-TI(180),TL-TI(180),CU-TI(180),PB-TI(180),SB-TI(180),SE-TI(180),ZN-TI(180),CO-TI(180),V-TI(180),FE-TI(180),HG-T(28),MG-TI(180),MN-TI(180),CA-TI(180),CD-TI(180),K-TI(180),NA-TI(180)
L2376309-01B	Glass 60mL/2oz unpreserved	A	NA		3.9	Y	Absent		TCN-9010(14)
L2376309-01C	Plastic 2oz unpreserved for TS	A	NA		3.9	Y	Absent		TS(7)
L2376309-02A	Metals Only-Glass 60mL/2oz unpreserved	A	NA		3.9	Y	Absent		BE-TI(180),AS-TI(180),BA-TI(180),AG-TI(180),AL-TI(180),CR-TI(180),NI-TI(180),TL-TI(180),CU-TI(180),PB-TI(180),SB-TI(180),SE-TI(180),ZN-TI(180),CO-TI(180),V-TI(180),FE-TI(180),HG-T(28),MG-TI(180),MN-TI(180),CA-TI(180),CD-TI(180),K-TI(180),NA-TI(180)
L2376309-02B	Glass 60mL/2oz unpreserved	A	NA		3.9	Y	Absent		TCN-9010(14)
L2376309-02C	Plastic 2oz unpreserved for TS	A	NA		3.9	Y	Absent		TS(7)
L2376309-03A	Metals Only-Glass 60mL/2oz unpreserved	A	NA		3.9	Y	Absent		BE-TI(180),AS-TI(180),BA-TI(180),AG-TI(180),AL-TI(180),CR-TI(180),NI-TI(180),TL-TI(180),CU-TI(180),PB-TI(180),SB-TI(180),SE-TI(180),ZN-TI(180),CO-TI(180),V-TI(180),FE-TI(180),HG-T(28),MG-TI(180),MN-TI(180),CA-TI(180),CD-TI(180),K-TI(180),NA-TI(180)
L2376309-03B	Glass 60mL/2oz unpreserved	A	NA		3.9	Y	Absent		TCN-9010(14)
L2376309-03C	Plastic 2oz unpreserved for TS	A	NA		3.9	Y	Absent		TS(7)
L2376309-04A	Metals Only-Glass 60mL/2oz unpreserved	A	NA		3.9	Y	Absent		BE-TI(180),AS-TI(180),BA-TI(180),AG-TI(180),AL-TI(180),CR-TI(180),NI-TI(180),TL-TI(180),CU-TI(180),PB-TI(180),SB-TI(180),SE-TI(180),ZN-TI(180),CO-TI(180),V-TI(180),FE-TI(180),HG-T(28),MG-TI(180),MN-TI(180),CA-TI(180),CD-TI(180),K-TI(180),NA-TI(180)
L2376309-04B	Glass 60mL/2oz unpreserved	A	NA		3.9	Y	Absent		TCN-9010(14)
L2376309-04C	Plastic 2oz unpreserved for TS	A	NA		3.9	Y	Absent		TS(7)

*Values in parentheses indicate holding time in days

Project Name: AMHERST CENTRAL PARK STATION
Project Number: H22.009.003

Lab Number: L2376309
Report Date: 01/11/24

Container Information

Container ID	Container Type	Cooler	Initial pH	Final pH	Temp deg C	Pres	Seal	Frozen Date/Time	Analysis(*)
L2376309-05A	Metals Only-Glass 60mL/2oz unpreserved	A	NA		3.9	Y	Absent		BE-TI(180),AS-TI(180),BA-TI(180),AG-TI(180),AL-TI(180),CR-TI(180),NI-TI(180),TL-TI(180),CU-TI(180),PB-TI(180),SB-TI(180),SE-TI(180),ZN-TI(180),CO-TI(180),V-TI(180),FE-TI(180),HG-T(28),MG-TI(180),MN-TI(180),CA-TI(180),CD-TI(180),K-TI(180),NA-TI(180)
L2376309-05B	Glass 60mL/2oz unpreserved	A	NA		3.9	Y	Absent		TCN-9010(14)
L2376309-05C	Plastic 2oz unpreserved for TS	A	NA		3.9	Y	Absent		TS(7)
L2376309-06A	Metals Only-Glass 60mL/2oz unpreserved	A	NA		3.9	Y	Absent		BE-TI(180),AS-TI(180),BA-TI(180),AG-TI(180),AL-TI(180),CR-TI(180),NI-TI(180),TL-TI(180),CU-TI(180),PB-TI(180),SB-TI(180),SE-TI(180),ZN-TI(180),CO-TI(180),V-TI(180),FE-TI(180),HG-T(28),MG-TI(180),MN-TI(180),CA-TI(180),CD-TI(180),K-TI(180),NA-TI(180)
L2376309-06B	Glass 60mL/2oz unpreserved	A	NA		3.9	Y	Absent		TCN-9010(14)
L2376309-06C	Plastic 2oz unpreserved for TS	A	NA		3.9	Y	Absent		TS(7)
L2376309-07A	Metals Only-Glass 60mL/2oz unpreserved	A	NA		3.9	Y	Absent		BE-TI(180),AS-TI(180),BA-TI(180),AG-TI(180),AL-TI(180),CR-TI(180),NI-TI(180),TL-TI(180),CU-TI(180),PB-TI(180),SB-TI(180),SE-TI(180),ZN-TI(180),CO-TI(180),V-TI(180),FE-TI(180),HG-T(28),MG-TI(180),MN-TI(180),CA-TI(180),CD-TI(180),K-TI(180),NA-TI(180)
L2376309-07B	Glass 60mL/2oz unpreserved	A	NA		3.9	Y	Absent		TCN-9010(14)
L2376309-07C	Plastic 2oz unpreserved for TS	A	NA		3.9	Y	Absent		TS(7)
L2376309-08A	Metals Only-Glass 60mL/2oz unpreserved	A	NA		3.9	Y	Absent		BE-TI(180),AS-TI(180),BA-TI(180),AG-TI(180),AL-TI(180),CR-TI(180),NI-TI(180),TL-TI(180),CU-TI(180),PB-TI(180),SB-TI(180),SE-TI(180),ZN-TI(180),CO-TI(180),V-TI(180),FE-TI(180),HG-T(28),MG-TI(180),MN-TI(180),CA-TI(180),CD-TI(180),K-TI(180),NA-TI(180)
L2376309-08B	Glass 60mL/2oz unpreserved	A	NA		3.9	Y	Absent		TCN-9010(14),HEXCR-7196(30)
L2376309-08C	Glass 120ml/4oz unpreserved	A	NA		3.9	Y	Absent		TCN-9010(14),HEXCR-7196(30)
L2376309-08D	Plastic 2oz unpreserved for TS	A	NA		3.9	Y	Absent		TS(7)
L2376309-09A	Metals Only-Glass 60mL/2oz unpreserved	A	NA		3.9	Y	Absent		BE-TI(180),AS-TI(180),BA-TI(180),AG-TI(180),AL-TI(180),CR-TI(180),NI-TI(180),TL-TI(180),CU-TI(180),PB-TI(180),SB-TI(180),SE-TI(180),ZN-TI(180),CO-TI(180),V-TI(180),FE-TI(180),HG-T(28),MG-TI(180),MN-TI(180),CA-TI(180),CD-TI(180),K-TI(180),NA-TI(180)
L2376309-09B	Glass 60mL/2oz unpreserved	A	NA		3.9	Y	Absent		TCN-9010(14)
L2376309-09C	Plastic 2oz unpreserved for TS	A	NA		3.9	Y	Absent		TS(7)

*Values in parentheses indicate holding time in days

Project Name: AMHERST CENTRAL PARK STATION
Project Number: H22.009.003

Lab Number: L2376309
Report Date: 01/11/24

Container Information

Container ID	Container Type	Cooler	Initial pH	Final pH	Temp deg C	Pres	Seal	Frozen Date/Time	Analysis(*)
L2376309-10A	Metals Only-Glass 60mL/2oz unpreserved	A	NA		3.9	Y	Absent		BE-TI(180),AS-TI(180),BA-TI(180),AG-TI(180),AL-TI(180),CR-TI(180),NI-TI(180),TL-TI(180),CU-TI(180),PB-TI(180),SB-TI(180),SE-TI(180),ZN-TI(180),CO-TI(180),V-TI(180),FE-TI(180),HG-T(28),MG-TI(180),MN-TI(180),CA-TI(180),CD-TI(180),K-TI(180),NA-TI(180)
L2376309-10B	Glass 60mL/2oz unpreserved	A	NA		3.9	Y	Absent		TCN-9010(14)
L2376309-10C	Plastic 2oz unpreserved for TS	A	NA		3.9	Y	Absent		TS(7)
L2376309-11A	Metals Only-Glass 60mL/2oz unpreserved	A	NA		3.9	Y	Absent		BE-TI(180),AS-TI(180),BA-TI(180),AG-TI(180),AL-TI(180),CR-TI(180),NI-TI(180),TL-TI(180),CU-TI(180),PB-TI(180),SB-TI(180),SE-TI(180),ZN-TI(180),CO-TI(180),V-TI(180),FE-TI(180),HG-T(28),MG-TI(180),MN-TI(180),CA-TI(180),CD-TI(180),K-TI(180),NA-TI(180)
L2376309-11B	Glass 60mL/2oz unpreserved	A	NA		3.9	Y	Absent		TCN-9010(14)
L2376309-11C	Plastic 2oz unpreserved for TS	A	NA		3.9	Y	Absent		TS(7)
L2376309-12A	Metals Only-Glass 60mL/2oz unpreserved	A	NA		3.9	Y	Absent		BE-TI(180),AS-TI(180),BA-TI(180),AG-TI(180),AL-TI(180),CR-TI(180),NI-TI(180),TL-TI(180),CU-TI(180),PB-TI(180),SB-TI(180),SE-TI(180),ZN-TI(180),CO-TI(180),V-TI(180),FE-TI(180),HG-T(28),MG-TI(180),MN-TI(180),CA-TI(180),CD-TI(180),K-TI(180),NA-TI(180)
L2376309-12B	Glass 60mL/2oz unpreserved	A	NA		3.9	Y	Absent		TCN-9010(14)
L2376309-12C	Plastic 2oz unpreserved for TS	A	NA		3.9	Y	Absent		TS(7)
L2376309-13A	Metals Only-Glass 60mL/2oz unpreserved	A	NA		3.9	Y	Absent		BE-TI(180),AS-TI(180),BA-TI(180),AG-TI(180),AL-TI(180),CR-TI(180),NI-TI(180),TL-TI(180),CU-TI(180),PB-TI(180),SB-TI(180),SE-TI(180),ZN-TI(180),CO-TI(180),V-TI(180),FE-TI(180),HG-T(28),MG-TI(180),MN-TI(180),CA-TI(180),CD-TI(180),K-TI(180),NA-TI(180)
L2376309-13B	Glass 60mL/2oz unpreserved	A	NA		3.9	Y	Absent		TCN-9010(14)
L2376309-13C	Plastic 2oz unpreserved for TS	A	NA		3.9	Y	Absent		TS(7)
L2376309-14A	Metals Only-Glass 60mL/2oz unpreserved	A	NA		3.9	Y	Absent		BE-TI(180),AS-TI(180),BA-TI(180),AG-TI(180),AL-TI(180),CR-TI(180),NI-TI(180),TL-TI(180),CU-TI(180),PB-TI(180),SB-TI(180),SE-TI(180),ZN-TI(180),CO-TI(180),V-TI(180),FE-TI(180),HG-T(28),MG-TI(180),MN-TI(180),CA-TI(180),CD-TI(180),K-TI(180),NA-TI(180)
L2376309-14B	Glass 60mL/2oz unpreserved	A	NA		3.9	Y	Absent		TCN-9010(14)
L2376309-14C	Plastic 2oz unpreserved for TS	A	NA		3.9	Y	Absent		TS(7)

*Values in parentheses indicate holding time in days

Project Name: AMHERST CENTRAL PARK STATION
Project Number: H22.009.003

Lab Number: L2376309
Report Date: 01/11/24

Container Information

Container ID	Container Type	Cooler	Initial pH	Final pH	Temp deg C	Pres	Seal	Frozen Date/Time	Analysis(*)
L2376309-15A	Metals Only-Glass 60mL/2oz unpreserved	A	NA		3.9	Y	Absent		BE-TI(180),AS-TI(180),BA-TI(180),AG-TI(180),AL-TI(180),CR-TI(180),NI-TI(180),TL-TI(180),CU-TI(180),PB-TI(180),SB-TI(180),SE-TI(180),ZN-TI(180),CO-TI(180),V-TI(180),FE-TI(180),HG-T(28),MG-TI(180),MN-TI(180),CA-TI(180),CD-TI(180),K-TI(180),NA-TI(180)
L2376309-15B	Glass 60mL/2oz unpreserved	A	NA		3.9	Y	Absent		TCN-9010(14)
L2376309-15C	Plastic 2oz unpreserved for TS	A	NA		3.9	Y	Absent		TS(7)
L2376309-16A	Metals Only-Glass 60mL/2oz unpreserved	A	NA		3.9	Y	Absent		BE-TI(180),AS-TI(180),BA-TI(180),AG-TI(180),AL-TI(180),CR-TI(180),NI-TI(180),TL-TI(180),CU-TI(180),PB-TI(180),SB-TI(180),SE-TI(180),ZN-TI(180),CO-TI(180),V-TI(180),FE-TI(180),HG-T(28),MG-TI(180),MN-TI(180),CA-TI(180),CD-TI(180),K-TI(180),NA-TI(180)
L2376309-16B	Glass 60mL/2oz unpreserved	A	NA		3.9	Y	Absent		TCN-9010(14)
L2376309-16C	Plastic 2oz unpreserved for TS	A	NA		3.9	Y	Absent		TS(7)
L2376309-17A	Metals Only-Glass 60mL/2oz unpreserved	A	NA		3.9	Y	Absent		BE-TI(180),AS-TI(180),BA-TI(180),AG-TI(180),AL-TI(180),CR-TI(180),NI-TI(180),TL-TI(180),CU-TI(180),PB-TI(180),SB-TI(180),SE-TI(180),ZN-TI(180),CO-TI(180),V-TI(180),FE-TI(180),HG-T(28),MG-TI(180),MN-TI(180),CA-TI(180),CD-TI(180),K-TI(180),NA-TI(180)
L2376309-17B	Glass 60mL/2oz unpreserved	A	NA		3.9	Y	Absent		TCN-9010(14)
L2376309-17C	Plastic 2oz unpreserved for TS	A	NA		3.9	Y	Absent		TS(7)
L2376309-18A	Metals Only-Glass 60mL/2oz unpreserved	A	NA		3.9	Y	Absent		BE-TI(180),AS-TI(180),BA-TI(180),AG-TI(180),AL-TI(180),CR-TI(180),NI-TI(180),TL-TI(180),CU-TI(180),PB-TI(180),SB-TI(180),SE-TI(180),ZN-TI(180),CO-TI(180),V-TI(180),FE-TI(180),HG-T(28),MG-TI(180),MN-TI(180),CA-TI(180),CD-TI(180),K-TI(180),NA-TI(180)
L2376309-18B	Glass 60mL/2oz unpreserved	A	NA		3.9	Y	Absent		TCN-9010(14)
L2376309-18C	Plastic 2oz unpreserved for TS	A	NA		3.9	Y	Absent		TS(7)
L2376309-19A	Metals Only-Glass 60mL/2oz unpreserved	A	NA		3.9	Y	Absent		BE-TI(180),AS-TI(180),BA-TI(180),AG-TI(180),AL-TI(180),CR-TI(180),NI-TI(180),TL-TI(180),CU-TI(180),PB-TI(180),SB-TI(180),SE-TI(180),ZN-TI(180),CO-TI(180),V-TI(180),FE-TI(180),HG-T(28),MG-TI(180),MN-TI(180),CA-TI(180),CD-TI(180),K-TI(180),NA-TI(180)
L2376309-19B	Glass 60mL/2oz unpreserved	A	NA		3.9	Y	Absent		TCN-9010(14)
L2376309-19C	Plastic 2oz unpreserved for TS	A	NA		3.9	Y	Absent		TS(7)

*Values in parentheses indicate holding time in days

Project Name: AMHERST CENTRAL PARK STATION
Project Number: H22.009.003

Lab Number: L2376309
Report Date: 01/11/24

Container Information

Container ID	Container Type	Cooler	Initial pH	Final pH	Temp deg C	Pres	Seal	Frozen Date/Time	Analysis(*)
L2376309-20A	Metals Only-Glass 60mL/2oz unpreserved	B	NA		4.3	Y	Absent		BE-TI(180),AS-TI(180),BA-TI(180),AG-TI(180),AL-TI(180),CR-TI(180),NI-TI(180),TL-TI(180),CU-TI(180),PB-TI(180),SB-TI(180),SE-TI(180),ZN-TI(180),CO-TI(180),V-TI(180),FE-TI(180),HG-T(28),MG-TI(180),MN-TI(180),CA-TI(180),CD-TI(180),K-TI(180),NA-TI(180)
L2376309-20B	Glass 60mL/2oz unpreserved	B	NA		4.3	Y	Absent		TCN-9010(14)
L2376309-20C	Plastic 2oz unpreserved for TS	B	NA		4.3	Y	Absent		TS(7)
L2376309-21A	Metals Only-Glass 60mL/2oz unpreserved	B	NA		4.3	Y	Absent		BE-TI(180),AS-TI(180),BA-TI(180),AG-TI(180),AL-TI(180),CR-TI(180),NI-TI(180),TL-TI(180),CU-TI(180),PB-TI(180),SB-TI(180),SE-TI(180),ZN-TI(180),CO-TI(180),V-TI(180),FE-TI(180),HG-T(28),MG-TI(180),MN-TI(180),CA-TI(180),CD-TI(180),K-TI(180),NA-TI(180)
L2376309-21B	Glass 60mL/2oz unpreserved	B	NA		4.3	Y	Absent		TCN-9010(14)
L2376309-21C	Plastic 2oz unpreserved for TS	B	NA		4.3	Y	Absent		TS(7)
L2376309-22A	Metals Only-Glass 60mL/2oz unpreserved	B	NA		4.3	Y	Absent		BE-TI(180),AS-TI(180),BA-TI(180),AG-TI(180),AL-TI(180),CR-TI(180),NI-TI(180),TL-TI(180),CU-TI(180),PB-TI(180),SB-TI(180),SE-TI(180),ZN-TI(180),CO-TI(180),V-TI(180),FE-TI(180),HG-T(28),MG-TI(180),MN-TI(180),CA-TI(180),CD-TI(180),K-TI(180),NA-TI(180)
L2376309-22B	Glass 60mL/2oz unpreserved	B	NA		4.3	Y	Absent		TCN-9010(14)
L2376309-22C	Plastic 2oz unpreserved for TS	B	NA		4.3	Y	Absent		TS(7)
L2376309-23A	Glass 60mL/2oz unpreserved	B	NA		4.3	Y	Absent		HOLD-METAL(180)
L2376309-23B	Glass 60mL/2oz unpreserved	B	NA		4.3	Y	Absent		HOLD-WETCHEM()
L2376309-23C	Plastic 2oz unpreserved for TS	B	NA		4.3	Y	Absent		HOLD-WETCHEM()
L2376309-24A	Glass 60mL/2oz unpreserved	B	NA		4.3	Y	Absent		HOLD-METAL(180)
L2376309-24B	Glass 60mL/2oz unpreserved	B	NA		4.3	Y	Absent		HOLD-WETCHEM()
L2376309-24C	Plastic 2oz unpreserved for TS	B	NA		4.3	Y	Absent		HOLD-WETCHEM()
L2376309-25A	Glass 60mL/2oz unpreserved	B	NA		4.3	Y	Absent		HOLD-METAL(180)
L2376309-25B	Glass 60mL/2oz unpreserved	B	NA		4.3	Y	Absent		HOLD-WETCHEM()
L2376309-25C	Plastic 2oz unpreserved for TS	B	NA		4.3	Y	Absent		HOLD-WETCHEM()
L2376309-26A	Metals Only-Glass 60mL/2oz unpreserved	B	NA		4.3	Y	Absent		BE-TI(180),AS-TI(180),BA-TI(180),AG-TI(180),AL-TI(180),CR-TI(180),NI-TI(180),TL-TI(180),CU-TI(180),PB-TI(180),SB-TI(180),SE-TI(180),ZN-TI(180),CO-TI(180),V-TI(180),FE-TI(180),HG-T(28),MG-TI(180),MN-TI(180),CA-TI(180),CD-TI(180),K-TI(180),NA-TI(180)

*Values in parentheses indicate holding time in days

Project Name: AMHERST CENTRAL PARK STATION
Project Number: H22.009.003

Lab Number: L2376309
Report Date: 01/11/24

Container Information

Container ID	Container Type	Cooler	Initial pH	Final pH	Temp deg C	Pres	Seal	Frozen Date/Time	Analysis(*)
L2376309-26B	Glass 60mL/2oz unpreserved	B	NA		4.3	Y	Absent		TCN-9010(14)
L2376309-26C	Plastic 2oz unpreserved for TS	B	NA		4.3	Y	Absent		TS(7)
L2376309-27A	Metals Only-Glass 60mL/2oz unpreserved	B	NA		4.3	Y	Absent		BE-TI(180),AS-TI(180),BA-TI(180),AG-TI(180),AL-TI(180),CR-TI(180),NI-TI(180),TL-TI(180),CU-TI(180),PB-TI(180),SB-TI(180),SE-TI(180),ZN-TI(180),CO-TI(180),V-TI(180),FE-TI(180),HG-T(28),MG-TI(180),MN-TI(180),CA-TI(180),CD-TI(180),K-TI(180),NA-TI(180)
L2376309-27B	Glass 60mL/2oz unpreserved	B	NA		4.3	Y	Absent		TCN-9010(14)
L2376309-27C	Plastic 2oz unpreserved for TS	B	NA		4.3	Y	Absent		TS(7)
L2376309-28A	Glass 60mL/2oz unpreserved	B	NA		4.3	Y	Absent		HOLD-METAL(180)
L2376309-28B	Glass 60mL/2oz unpreserved	B	NA		4.3	Y	Absent		HOLD-WETCHEM()
L2376309-28C	Plastic 2oz unpreserved for TS	B	NA		4.3	Y	Absent		HOLD-WETCHEM()
L2376309-29A	Glass 60mL/2oz unpreserved	B	NA		4.3	Y	Absent		HOLD-METAL(180)
L2376309-29B	Glass 60mL/2oz unpreserved	B	NA		4.3	Y	Absent		HOLD-WETCHEM()
L2376309-29C	Plastic 2oz unpreserved for TS	B	NA		4.3	Y	Absent		HOLD-WETCHEM()
L2376309-30A	Glass 60mL/2oz unpreserved	B	NA		4.3	Y	Absent		HOLD-METAL(180)
L2376309-30B	Glass 60mL/2oz unpreserved	B	NA		4.3	Y	Absent		HOLD-WETCHEM()
L2376309-30C	Plastic 2oz unpreserved for TS	B	NA		4.3	Y	Absent		HOLD-WETCHEM()
L2376309-31A	Metals Only-Glass 60mL/2oz unpreserved	B	NA		4.3	Y	Absent		BE-TI(180),AS-TI(180),BA-TI(180),AG-TI(180),AL-TI(180),CR-TI(180),NI-TI(180),TL-TI(180),CU-TI(180),PB-TI(180),SB-TI(180),SE-TI(180),ZN-TI(180),CO-TI(180),V-TI(180),FE-TI(180),HG-T(28),MG-TI(180),MN-TI(180),CA-TI(180),CD-TI(180),K-TI(180),NA-TI(180)
L2376309-31B	Glass 60mL/2oz unpreserved	B	NA		4.3	Y	Absent		TCN-9010(14)
L2376309-31C	Plastic 2oz unpreserved for TS	B	NA		4.3	Y	Absent		TS(7)
L2376309-32A	Metals Only-Glass 60mL/2oz unpreserved	B	NA		4.3	Y	Absent		BE-TI(180),AS-TI(180),BA-TI(180),AG-TI(180),AL-TI(180),CR-TI(180),NI-TI(180),TL-TI(180),CU-TI(180),PB-TI(180),SB-TI(180),SE-TI(180),ZN-TI(180),CO-TI(180),V-TI(180),FE-TI(180),HG-T(28),MG-TI(180),MN-TI(180),CA-TI(180),CD-TI(180),K-TI(180),NA-TI(180)
L2376309-32B	Glass 60mL/2oz unpreserved	A	NA		3.9	Y	Absent		TCN-9010(14),HEXCR-7196(30)
L2376309-32C	Glass 120ml/4oz unpreserved	B	NA		4.3	Y	Absent		TCN-9010(14),HEXCR-7196(30)
L2376309-32D	Plastic 2oz unpreserved for TS	A	NA		3.9	Y	Absent		TS(7)

*Values in parentheses indicate holding time in days

Container Information

Container ID	Container Type	Cooler	Initial pH	Final pH	Temp deg C	Pres	Seal	Frozen Date/Time	Analysis(*)
L2376309-33A	Glass 60mL/2oz unpreserved	A	NA		3.9	Y	Absent		HOLD-METAL(180)
L2376309-33B	Glass 60mL/2oz unpreserved	A	NA		3.9	Y	Absent		HOLD-WETCHEM()
L2376309-33C	Plastic 2oz unpreserved for TS	A	NA		3.9	Y	Absent		HOLD-WETCHEM()
L2376309-34A	Glass 60mL/2oz unpreserved	A	NA		3.9	Y	Absent		HOLD-METAL(180)
L2376309-34B	Glass 60mL/2oz unpreserved	A	NA		3.9	Y	Absent		HOLD-WETCHEM()
L2376309-34C	Plastic 2oz unpreserved for TS	A	NA		3.9	Y	Absent		HOLD-WETCHEM()
L2376309-35A	Glass 60mL/2oz unpreserved	A	NA		3.9	Y	Absent		HOLD-METAL(180)
L2376309-35B	Glass 60mL/2oz unpreserved	A	NA		3.9	Y	Absent		HOLD-WETCHEM()
L2376309-35C	Plastic 2oz unpreserved for TS	A	NA		3.9	Y	Absent		HOLD-WETCHEM()
L2376309-36A	Metals Only-Glass 60mL/2oz unpreserved	A	NA		3.9	Y	Absent		BE-TI(180),AS-TI(180),BA-TI(180),AG-TI(180),AL-TI(180),CR-TI(180),NI-TI(180),TL-TI(180),CU-TI(180),PB-TI(180),SB-TI(180),SE-TI(180),ZN-TI(180),CO-TI(180),V-TI(180),FE-TI(180),HG-T(28),MG-TI(180),MN-TI(180),CA-TI(180),CD-TI(180),K-TI(180),NA-TI(180)
L2376309-36A1	Metals Only-Glass 60mL/2oz unpreserved	A	NA		3.9	Y	Absent		BE-TI(180),AS-TI(180),BA-TI(180),AG-TI(180),AL-TI(180),CR-TI(180),NI-TI(180),TL-TI(180),CU-TI(180),PB-TI(180),SB-TI(180),SE-TI(180),ZN-TI(180),CO-TI(180),V-TI(180),FE-TI(180),HG-T(28),MG-TI(180),MN-TI(180),CA-TI(180),CD-TI(180),K-TI(180),NA-TI(180)
L2376309-36A2	Metals Only-Glass 60mL/2oz unpreserved	A	NA		3.9	Y	Absent		BE-TI(180),AS-TI(180),BA-TI(180),AG-TI(180),AL-TI(180),CR-TI(180),NI-TI(180),TL-TI(180),CU-TI(180),PB-TI(180),SB-TI(180),SE-TI(180),ZN-TI(180),CO-TI(180),V-TI(180),FE-TI(180),HG-T(28),MG-TI(180),MN-TI(180),CA-TI(180),CD-TI(180),K-TI(180),NA-TI(180)
L2376309-36B	Glass 60mL/2oz unpreserved	A	NA		3.9	Y	Absent		TCN-9010(14)
L2376309-36B1	Glass 60mL/2oz unpreserved	A	NA		3.9	Y	Absent		TCN-9010(14)
L2376309-36B2	Glass 60mL/2oz unpreserved	A	NA		3.9	Y	Absent		TCN-9010(14)
L2376309-36C	Plastic 2oz unpreserved for TS	A	NA		3.9	Y	Absent		TS(7)
L2376309-36C1	Plastic 2oz unpreserved for TS	A	NA		3.9	Y	Absent		TS(7)
L2376309-36C2	Plastic 2oz unpreserved for TS	A	NA		3.9	Y	Absent		TS(7)
L2376309-37A	Metals Only-Glass 60mL/2oz unpreserved	A	NA		3.9	Y	Absent		BE-TI(180),AS-TI(180),BA-TI(180),AG-TI(180),AL-TI(180),CR-TI(180),NI-TI(180),TL-TI(180),CU-TI(180),PB-TI(180),SB-TI(180),SE-TI(180),ZN-TI(180),CO-TI(180),V-TI(180),FE-TI(180),HG-T(28),MG-TI(180),MN-TI(180),CA-TI(180),CD-TI(180),K-TI(180),NA-TI(180)

*Values in parentheses indicate holding time in days

Project Name: AMHERST CENTRAL PARK STATION
Project Number: H22.009.003

Lab Number: L2376309
Report Date: 01/11/24

Container Information

Container ID	Container Type	Cooler	Initial pH	Final pH	Temp deg C	Pres	Seal	Frozen Date/Time	Analysis(*)
L2376309-37B	Glass 60mL/2oz unpreserved	A	NA		3.9	Y	Absent		TCN-9010(14),HEXCR-7196(30)
L2376309-37C	Glass 120ml/4oz unpreserved	A	NA		3.9	Y	Absent		TCN-9010(14),HEXCR-7196(30)
L2376309-37D	Plastic 2oz unpreserved for TS	A	NA		3.9	Y	Absent		TS(7)

*Values in parentheses indicate holding time in days

Project Name:	AMHERST CENTRAL PARK STATION	**Lab Number:**	L2376309
Project Number:	H22.009.003	**Report Date:**	01/11/24

GLOSSARY

Acronyms

DL - Detection Limit: This value represents the level to which target analyte concentrations are reported as estimated values, when those target analyte concentrations are quantified below the limit of quantitation (LOQ). The DL includes any adjustments from dilutions, concentrations or moisture content, where applicable. (DoD report formats only.)

EDL - Estimated Detection Limit: This value represents the level to which target analyte concentrations are reported as estimated values, when those target analyte concentrations are quantified below the reporting limit (RL). The EDL includes any adjustments from dilutions, concentrations or moisture content, where applicable. The use of EDLs is specific to the analysis of PAHs using Solid-Phase Microextraction (SPME).

EMPC - Estimated Maximum Possible Concentration: The concentration that results from the signal present at the retention time of an analyte when the ions meet all of the identification criteria except the ion abundance ratio criteria. An EMPC is a worst-case estimate of the concentration.

EPA - Environmental Protection Agency.

LCS - Laboratory Control Sample: A sample matrix, free from the analytes of interest, spiked with verified known amounts of analytes or a material containing known and verified amounts of analytes.

LCSD - Laboratory Control Sample Duplicate: Refer to LCS.

LFB - Laboratory Fortified Blank: A sample matrix, free from the analytes of interest, spiked with verified known amounts of analytes or a material containing known and verified amounts of analytes.

LOD - Limit of Detection: This value represents the level to which a target analyte can reliably be detected for a specific analyte in a specific matrix by a specific method. The LOD includes any adjustments from dilutions, concentrations or moisture content, where applicable. (DoD report formats only.)

LOQ - Limit of Quantitation: The value at which an instrument can accurately measure an analyte at a specific concentration. The LOQ includes any adjustments from dilutions, concentrations or moisture content, where applicable. (DoD report formats only.)

Limit of Quantitation: The value at which an instrument can accurately measure an analyte at a specific concentration. The LOQ includes any adjustments from dilutions, concentrations or moisture content, where applicable. (DoD report formats only.)

MDL - Method Detection Limit: This value represents the level to which target analyte concentrations are reported as estimated values, when those target analyte concentrations are quantified below the reporting limit (RL). The MDL includes any adjustments from dilutions, concentrations or moisture content, where applicable.

MS - Matrix Spike Sample: A sample prepared by adding a known mass of target analyte to a specified amount of matrix sample for which an independent estimate of target analyte concentration is available. For Method 332.0, the spike recovery is calculated using the native concentration, including estimated values.

MSD - Matrix Spike Sample Duplicate: Refer to MS.

NA - Not Applicable.

NC - Not Calculated: Term is utilized when one or more of the results utilized in the calculation are non-detect at the parameter's reporting unit.

NDPA/DPA - N-Nitrosodiphenylamine/Diphenylamine.

NI - Not Ignitable.

NP - Non-Plastic: Term is utilized for the analysis of Atterberg Limits in soil.

NR - No Results: Term is utilized when 'No Target Compounds Requested' is reported for the analysis of Volatile or Semivolatile Organic TIC only requests.

RL - Reporting Limit: The value at which an instrument can accurately measure an analyte at a specific concentration. The RL includes any adjustments from dilutions, concentrations or moisture content, where applicable.

RPD - Relative Percent Difference: The results from matrix and/or matrix spike duplicates are primarily designed to assess the precision of analytical results in a given matrix and are expressed as relative percent difference (RPD). Values which are less than five times the reporting limit for any individual parameter are evaluated by utilizing the absolute difference between the values; although the RPD value will be provided in the report.

SRM - Standard Reference Material: A reference sample of a known or certified value that is of the same or similar matrix as the associated field samples.

STLP - Semi-dynamic Tank Leaching Procedure per EPA Method 1315.

TEF - Toxic Equivalency Factors: The values assigned to each dioxin and furan to evaluate their toxicity relative to 2,3,7,8-TCDD.

TEQ - Toxic Equivalent: The measure of a sample's toxicity derived by multiplying each dioxin and furan by its corresponding TEF and then summing the resulting values.

TIC - Tentatively Identified Compound: A compound that has been identified to be present and is not part of the target compound list (TCL) for the method and/or program. All TICs are qualitatively identified and reported as estimated concentrations.

Report Format: DU Report with 'J' Qualifiers

Project Name:	AMHERST CENTRAL PARK STATION	**Lab Number:**	L2376309
Project Number:	H22.009.003	**Report Date:**	01/11/24

Footnotes

1 - The reference for this analyte should be considered modified since this analyte is absent from the target analyte list of the original method.

Terms

Analytical Method: Both the document from which the method originates and the analytical reference method. (Example: EPA 8260B is shown as 1,8260B.) The codes for the reference method documents are provided in the References section of the Addendum.

Chlordane: The target compound Chlordane (CAS No. 57-74-9) is reported for GC ECD analyses. Per EPA,this compound "refers to a mixture of chlordane isomers, other chlorinated hydrocarbons and numerous other components." (Reference: USEPA Toxicological Review of Chlordane, In Support of Summary Information on the Integrated Risk Information System (IRIS), December 1997.)

Difference: With respect to Total Oxidizable Precursor (TOP) Assay analysis, the difference is defined as the Post-Treatment value minus the Pre-Treatment value.

Final pH: As it pertains to Sample Receipt & Container Information section of the report, Final pH reflects pH of container determined after adjustment at the laboratory, if applicable. If no adjustment required, value reflects Initial pH.

Frozen Date/Time: With respect to Volatile Organics in soil, Frozen Date/Time reflects the date/time at which associated Reagent Water-preserved vials were initially frozen. Note: If frozen date/time is beyond 48 hours from sample collection, value will be reflected in 'bold'.

Gasoline Range Organics (GRO): Gasoline Range Organics (GRO) results include all chromatographic peaks eluting from Methyl tert butyl ether through Naphthalene, with the exception of GRO analysis in support of State of Ohio programs, which includes all chromatographic peaks eluting from Hexane through Dodecane.

Initial pH: As it pertains to Sample Receipt & Container Information section of the report, Initial pH reflects pH of container determined upon receipt, if applicable.

PAH Total: With respect to Alkylated PAH analyses, the 'PAHs, Total' result is defined as the summation of results for all or a subset of the following compounds: Naphthalene, C1-C4 Naphthalenes, 2-Methylnaphthalene, 1-Methylnaphthalene, Biphenyl, Acenaphthylene, Acenaphthene, Fluorene, C1-C3 Fluorenes, Phenanthrene, C1-C4 Phenanthrenes/Anthracenes, Anthracene, Fluoranthene, Pyrene, C1-C4 Fluoranthenes/Pyrenes, Benz(a)anthracene, Chrysene, C1-C4 Chrysenes, Benzo(b)fluoranthene, Benzo(j)+(k)fluoranthene, Benzo(e)pyrene, Benzo(a)pyrene, Perylene, Indeno(1,2,3-cd)pyrene, Dibenz(ah)+(ac)anthracene, Benzo(g,h,i)perylene. If a 'Total' result is requested, the results of its individual components will also be reported.

PFAS Total: With respect to PFAS analyses, the 'PFAS, Total (5)' result is defined as the summation of results for: PFHpA, PFHxS, PFOA, PFNA and PFOS. In addition, the 'PFAS, Total (6)' result is defined as the summation of results for: PFHpA, PFHxS, PFOA, PFNA, PFDA and PFOS. For MassDEP DW compliance analysis only, the 'PFAS, Total (6)' result is defined as the summation of results at or above the RL. Note: If a 'Total' result is requested, the results of its individual components will also be reported.

Total: With respect to Organic analyses, a 'Total' result is defined as the summation of results for individual isomers or Aroclors. If a 'Total' result is requested, the results of its individual components will also be reported. This is applicable to 'Total' results for methods 8260, 8081 and 8082.

Data Qualifiers

A - Spectra identified as "Aldol Condensates" are byproducts of the extraction/concentration procedures when acetone is introduced in the process.

B - The analyte was detected above the reporting limit in the associated method blank. Flag only applies to associated field samples that have detectable concentrations of the analyte at less than ten times (10x) the concentration found in the blank. For MCP-related projects, flag only applies to associated field samples that have detectable concentrations of the analyte at less than ten times (10x) the concentration found in the blank. For DOD-related projects, flag only applies to associated field samples that have detectable concentrations of the analyte at less than ten times (10x) the concentration found in the blank AND the analyte was detected above one-half the reporting limit (or above the reporting limit for common lab contaminants) in the associated method blank. For NJ-Air-related projects, flag only applies to associated field samples that have detectable concentrations of the analyte above the reporting limit. For NJ-related projects (excluding Air), flag only applies to associated field samples that have detectable concentrations of the analyte, which was detected above the reporting limit in the associated method blank or above five times the reporting limit for common lab contaminants (Phthalates, Acetone, Methylene Chloride, 2-Butanone).

C - Co-elution: The target analyte co-elutes with a known lab standard (i.e. surrogate, internal standards, etc.) for co-extracted analyses.

D - Concentration of analyte was quantified from diluted analysis. Flag only applies to field samples that have detectable concentrations of the analyte.

E - Concentration of analyte exceeds the range of the calibration curve and/or linear range of the instrument.

F - The ratio of quantifier ion response to qualifier ion response falls outside of the laboratory criteria. Results are considered to be an estimated maximum concentration.

G - The concentration may be biased high due to matrix interferences (i.e, co-elution) with non-target compound(s). The result should be considered estimated.

H - The analysis of pH was performed beyond the regulatory-required holding time of 15 minutes from the time of sample collection.

I - The lower value for the two columns has been reported due to obvious interference.

J - Estimated value. The Target analyte concentration is below the quantitation limit (RL), but above the Method Detection Limit (MDL) or Estimated Detection Limit (EDL) for SPME-related analyses. This represents an estimated concentration for Tentatively

Report Format: DU Report with 'J' Qualifiers

Project Name:	AMHERST CENTRAL PARK STATION	**Lab Number:**	L2376309
Project Number:	H22.009.003	**Report Date:**	01/11/24

Data Qualifiers

Identified Compounds (TICs). For calculated parameters, this represents that one or more values used in the calculation were estimated.

M - Reporting Limit (RL) exceeds the MCP CAM Reporting Limit for this analyte.

ND - Not detected at the method detection limit (MDL) for the sample, or estimated detection limit (EDL) for SPME-related analyses.

NJ - Presumptive evidence of compound. This represents an estimated concentration for Tentatively Identified Compounds (TICs), where the identification is based on a mass spectral library search.

P - The RPD between the results for the two columns exceeds the method-specified criteria.

Q - The quality control sample exceeds the associated acceptance criteria. For DOD-related projects, LCS and/or Continuing Calibration Standard exceedences are also qualified on all associated sample results. Note: This flag is not applicable for matrix spike recoveries when the sample concentration is greater than 4x the spike added or for batch duplicate RPD when the sample concentrations are less than 5x the RL. (Metals only.)

R - Analytical results are from sample re-analysis.

RE - Analytical results are from sample re-extraction.

S - Analytical results are from modified screening analysis.

V - The surrogate associated with this target analyte has a recovery outside the QC acceptance limits. (Applicable to MassDEP DW Compliance samples only.)

Z - The batch matrix spike and/or duplicate associated with this target analyte has a recovery/RPD outside the QC acceptance limits. (Applicable to MassDEP DW Compliance samples only.)

Project Name:	AMHERST CENTRAL PARK STATION	**Lab Number:**	L2376309
Project Number:	H22.009.003	**Report Date:**	01/11/24

REFERENCES

1 Test Methods for Evaluating Solid Waste: Physical/Chemical Methods. EPA SW-846. Third Edition. Updates I - VI, 2018.

121 Standard Methods for the Examination of Water and Wastewater. APHA-AWWA-WEF. Standard Methods Online.

LIMITATION OF LIABILITIES

Alpha Analytical performs services with reasonable care and diligence normal to the analytical testing laboratory industry. In the event of an error, the sole and exclusive responsibility of Alpha Analytical shall be to re-perform the work at it's own expense. In no event shall Alpha Analytical be held liable for any incidental, consequential or special damages, including but not limited to, damages in any way connected with the use of, interpretation of, information or analysis provided by Alpha Analytical.

We strongly urge our clients to comply with EPA protocol regarding sample volume, preservation, cooling, containers, sampling procedures, holding time and splitting of samples in the field.

Certification Information

The following analytes are not included in our Primary NELAP Scope of Accreditation:

Westborough Facility
EPA 624.1: m/p-xylene, o-xylene, Naphthalene
EPA 625.1: alpha-Terpineol
EPA 8260D: NPW: 1,2,4,5-Tetramethylbenzene; 4-Ethyltoluene, Azobenzene; SCM: Iodomethane (methyl iodide), 1,2,4,5-Tetramethylbenzene; 4-Ethyltoluene.
EPA 8270E: NPW: Dimethylnaphthalene,1,4-Diphenylhydrazine, alpha-Terpineol; SCM: Dimethylnaphthalene,1,4-Diphenylhydrazine.
SM4500: NPW: Amenable Cyanide; SCM: Total Phosphorus, TKN, NO2, NO3.

Mansfield Facility
SM 2540D: TSS.
EPA TO-15: Halothane, 2,4,4-Trimethyl-2-pentene, 2,4,4-Trimethyl-1-pentene, Thiophene, 2-Methylthiophene, 3-Methylthiophene, 2-Ethylthiophene, 1,2,3-Trimethylbenzene, Indan, Indene, 1,2,4,5-Tetramethylbenzene, Benzothiophene, 1-Methylnaphthalene.
Biological Tissue Matrix: EPA 3050B

The following analytes are included in our Massachusetts DEP Scope of Accreditation

Westborough Facility:

Drinking Water
EPA 300.0: Chloride, Nitrate-N, Fluoride, Sulfate; **EPA 353.2**: Nitrate-N, Nitrite-N; **SM4500NO3-F**: Nitrate-N, Nitrite-N; **SM4500F-C, SM4500CN-CE, EPA 180.1, SM2130B, SM4500Cl-D, SM2320B, SM2540C, SM4500H-B, SM4500NO2-B**
EPA 524.2: THMs and VOCs; **EPA 504.1:** EDB, DBCP.
Microbiology: **SM9215B; SM9223-P/A, SM9223B-Colilert-QT,SM9222D**.

Non-Potable Water
SM4500H,B, EPA 120.1, SM2510B, SM2540C, SM2320B, SM4500CL-E, SM4500F-BC, SM4500NH3-BH: Ammonia-N and Kjeldahl-N, **EPA 350.1**: Ammonia-N, **LACHAT 10-107-06-1-B**: Ammonia-N, **EPA 351.1, SM4500NO3-F, EPA 353.2**: Nitrate-N**, SM4500P-E, SM4500P-B, E, SM4500SO4-E, SM5220D, EPA 410.4, SM5210B, SM5310C, SM4500CL-D, EPA 1664, EPA 420.1, SM4500-CN-CE, SM2540D, EPA 300: Chloride, Sulfate, Nitrate.**
EPA 624.1: Volatile Halocarbons & Aromatics,
EPA 608.3: Chlordane, Toxaphene, Aldrin, alpha-BHC, beta-BHC, gamma-BHC, delta-BHC, Dieldrin, DDD, DDE, DDT, Endosulfan I, Endosulfan II, Endosulfan sulfate, Endrin, Endrin Aldehyde, Heptachlor, Heptachlor Epoxide, PCBs
EPA 625.1: SVOC (Acid/Base/Neutral Extractables).
Microbiology: **SM9223B-Colilert-QT; Enterolert-QT, SM9221E, EPA 1600, EPA 1603, SM9222D.**

Mansfield Facility:

Drinking Water
EPA 200.7: Al, Ba, Cd, Cr, Cu, Fe, Mn, Ni, Na, Ag, Ca, Zn. **EPA 200.8:** Al, Sb, As, Ba, Be, Cd, Cr, Cu, Pb, Mn, Ni, Se, Ag, TL, Zn. **EPA 245.1** Hg.
EPA 522, EPA 537.1.

Non-Potable Water
EPA 200.7: Al, Sb, As, Be, Cd, Ca, Cr, Co, Cu, Fe, Pb, Mg, Mn, Mo, Ni, K, Se, Ag, Na, Sr, TL, Ti, V, Zn.
EPA 200.8: Al, Sb**,** As, Be, Cd, Cr, Cu, Fe, Pb, Mn, Ni, K, Se, Ag, Na, TL, Zn.
EPA 245.1 Hg.
SM2340B

For a complete listing of analytes and methods, please contact your Alpha Project Manager.

NEW YORK CHAIN OF CUSTODY

ALPHA ANALYTICAL

Westborough, MA 01581
8 Walkup Dr.
TEL: 508-898-9220
FAX: 508-898-9193

Mansfield, MA 02048
320 Forbes Blvd
TEL: 508-822-9300
FAX: 508-822-3288

Service Centers
Mahwah, NJ 07430: 35 Whitney Rd, Suite 5
Albany, NY 12205: 14 Walker Way
Tonawanda, NY 14150: 275 Cooper Ave, Suite 105

Page 1 of 4

Date Rec'd in Lab: 12/28/23

ALPHA Job #: L2376309

Client Information

Client: C+S Engineers
Address: 141 Elm st., Suite 100
Buffalo, NY 14203
Phone: (716) 847-1630
Fax:
Email: Cmartin@cscos.com

Project Information

Project Name: Amherst Central Park South
Project Location:
Project #: H22.009.003
(Use Project name as Project #)
Project Manager: Cody Martin
ALPHAQuote #:

Turn-Around Time

Standard [X] Due Date:
Rush (only if pre approved) [ ] # of Days:

Deliverables

[ ] ASP-A [X] ASP-B
[X] EQuIS (1 File) [ ] EQuIS (4 File)
[ ] Other

Regulatory Requirement

[ ] NY TOGS [X] NY Part 375
[ ] AWQ Standards [ ] NY CP-51
[ ] NY Restricted Use [ ] Other
[ ] NY Unrestricted Use
[ ] NYC Sewer Discharge

Billing Information

[X] Same as Client Info
PO #

Disposal Site Information

Please identify below location of applicable disposal facilities.
Disposal Facility:
[ ] NJ [X] NY
[ ] Other:

These samples have been previously analyzed by Alpha [ ]

Other project specific requirements/comments:

Please specify Metals or TAL.

ANALYSIS

Sample Filtration
[ ] Done
[ ] Lab to do
Preservation
[ ] Lab to do
(Please Specify below)

ALPHA Lab ID (Lab Use Only)	Sample ID	Collection Date	Collection Time	Sample Matrix	Sampler's Initials	TS	Total Cyanide	TAL Metals	HEXCR	Sample Specific Comments	Total Bottle
76309-01	SB-02-A	12/27/2023	1235	S	BW	X	X	X			3
-02	SB-02-B		1235			X	X	X			3
-03	SB-03-A		1220			X	X	X			3
-04	SB-03-B		1220			X	X	X			3
-05	SB-04-A		1215			X	X	X			3
-06	SB-04-B		1215			X	X	X			3
-07	SB-05-A		1245			X	X	X			3
-08	SB-05-B		1245			X	X	X	X		4
-09	SB-06-A		1305			X	X	X			3
-10	SB-06-B		1305			X	X	X			3

Preservative Code:
A = None
B = HCl
C = HNO_3
D = H_2SO_4
E = NaOH
F = MeOH
G = $NaHSO_4$
H = $Na_2S_2O_3$
K/E = Zn Ac/NaOH
O = Other

Container Code
P = Plastic
A = Amber Glass
V = Vial
G = Glass
B = Bacteria Cup
C = Cube
O = Other
E = Encore
D = BOD Bottle

Westboro: Certification No: MA935
Mansfield: Certification No: MA015

Container Type	P	G	G	G				
Preservative	A	A	A	A				

Relinquished By:	Date/Time	Received By:	Date/Time
	12/27/23 16:50		12/27/23 16:50
	12/27/23 16:50		12/28/23 0730

Please print clearly, legibly and completely. Samples can not be logged in and turnaround time clock will not start until any ambiguities are resolved. BY EXECUTING THIS COC, THE CLIENT HAS READ AND AGREES TO BE BOUND BY ALPHA'S TERMS & CONDITIONS. (See reverse side.)

Form No: 01-25 HC (rev. 30-Sept-2013)

NEW YORK CHAIN OF CUSTODY

ALPHA ANALYTICAL

Westborough, MA 01581
8 Walkup Dr.
TEL: 508-898-9220
FAX: 508-898-9193

Mansfield, MA 02048
320 Forbes Blvd
TEL: 508-822-9300
FAX: 508-822-3288

Service Centers
Mahwah, NJ 07430: 35 Whitney Rd, Suite 5
Albany, NY 12205: 14 Walker Way
Tonawanda, NY 14150: 275 Cooper Ave, Suite 105

Page 2 of 4

Date Rec'd in Lab: 12/28/23

ALPHA Job #: L2376309

Client Information
Client: CTS Engineers
Address: 141 Elm St, Suite 100
Buffalo, NY 14203
Phone: (716) 847-1630
Fax:
Email: Cmartin@ctscos.com

Project Information
Project Name: Amherst Central Park South
Project Location:
Project # H22.009.003
(Use Project name as Project #) ☐
Project Manager: Cody Martin
ALPHAQuote #:

Turn-Around Time
Standard ☒ Due Date:
Rush (only if pre approved) ☐ # of Days:

Deliverables
☐ ASP-A ☒ ASP-B
☒ EQuIS (1 File) ☐ EQuIS (4 File)
☐ Other

Regulatory Requirement
☐ NY TOGS ☒ NY Part 375
☐ AWQ Standards ☐ NY CP-51
☐ NY Restricted Use ☐ Other
☐ NY Unrestricted Use
☐ NYC Sewer Discharge

Billing Information
☒ Same as Client Info
PO #

Disposal Site Information
Please identify below location of applicable disposal facilities.
Disposal Facility:
☐ NJ ☒ NY
☐ Other:

These samples have been previously analyzed by Alpha ☐

Other project specific requirements/comments:

Please specify Metals or TAL.

ANALYSIS

Sample Filtration
☐ Done
☐ Lab to do
Preservation
☐ Lab to do
(Please Specify below)

ALPHA Lab ID (Lab Use Only)	Sample ID	Collection Date	Collection Time	Sample Matrix	Sampler's Initials	TS	Total Cyanide	TAL Metals	Sample Specific Comments	Total # Bottles
76309-11	SB-07-A	12/27/2023	1315	S	BW	X	X	X		3
-12	SB-07-B		1315			X	X	X		3
-13	SB-09-A		1340			X	X	X		3
-14	SB-09-B		1340			X	X	X		3
-15	SB-10-A		1322			X	X	X		3
-16	SB-10-B		1322			X	X	X		3
-17	SB-11-A		1350			X	X	X		3
-18	SB-11-B		1360			X	X	X		3
-19	SB-15-A		1330			X	X	X		3
-20	SB-15-B		1330			X	X	X		3

Container Type: P G G
Preservative: A A A

Preservative Code:
A = None
B = HCl
C = HNO_3
D = H_2SO_4
E = NaOH
F = MeOH
G = $NaHSO_4$
H = $Na_2S_2O_3$
K/E = Zn Ac/NaOH
O = Other

Container Code
P = Plastic
A = Amber Glass
V = Vial
G = Glass
B = Bacteria Cup
C = Cube
O = Other
E = Encore
D = BOD Bottle

Westboro: Certification No: MA935
Mansfield: Certification No: MA015

Relinquished By:	Date/Time	Received By:	Date/Time
	12/27/23 16:55		12/27/23 16:5
	12/27/23 16:30		12/28/23 0730

Please print clearly, legibly and completely. Samples can not be logged in and turnaround time clock will not start until any ambiguities are resolved. BY EXECUTING THIS COC, THE CLIENT HAS READ AND AGREES TO BE BOUND BY ALPHA'S TERMS & CONDITIONS. (See reverse side.)

Form No: 01-25 HC (rev. 30-Sept-2013)

NEW YORK CHAIN OF CUSTODY

ALPHA ANALYTICAL

Westborough, MA 01581
8 Walkup Dr.
TEL: 508-898-9220
FAX: 508-898-9193

Mansfield, MA 02048
320 Forbes Blvd
TEL: 508-822-9300
FAX: 508-822-3288

Service Centers
Mahwah, NJ 07430: 35 Whitney Rd, Suite 5
Albany, NY 12205: 14 Walker Way
Tonawanda, NY 14150: 275 Cooper Ave, Suite 105

Page 3 of 4

Date Rec'd in Lab: 12/28/23

ALPHA Job #: L2376309

Client Information
Client: C+S Engineers
Address: 141 Elm St, Suite 100
Buffalo NY 14203
Phone: (716) 847-1630
Fax:
Email: Cmartin@CSCOS.com

Project Information
Project Name: Amherst Central Park South
Project Location:
Project #: H22.009.003
(Use Project name as Project #)
Project Manager: Cody Martin
ALPHAQuote #:

Turn-Around Time
Standard [X] Due Date:
Rush (only if pre approved) [ ] # of Days:

Deliverables
[ ] ASP-A [X] ASP-B
[X] EQuIS (1 File) [ ] EQuIS (4 File)
[ ] Other

Regulatory Requirement
[ ] NY TOGS [X] NY Part 375
[ ] AWQ Standards [ ] NY CP-51
[ ] NY Restricted Use [ ] Other
[ ] NY Unrestricted Use
[ ] NYC Sewer Discharge

Billing Information
[X] Same as Client Info
PO #

Disposal Site Information
Please identify below location of applicable disposal facilities.
Disposal Facility:
[ ] NJ [X] NY
[ ] Other:

These samples have been previously analyzed by Alpha [ ]

Other project specific requirements/comments:

Please specify Metals or TAL.

ANALYSIS

Sample Filtration
[ ] Done
[ ] Lab to do
Preservation
[ ] Lab to do
(Please Specify below)

ALPHA Lab ID (Lab Use Only)	Sample ID	Collection Date	Collection Time	Sample Matrix	Sampler's Initials	TS	Total Cyanide	TAL Metals	Sample Specific Comments	Total Bottle
76309-21	SB-12-A	12/27/2023	0910	S	BW	X	X	X		3
-22	SB-12-B		0910			X	X	X		3
-23	SB-12-C		0910			X	X	X	HOLD	3
-24	SB-12-D		0910			X	X	X	HOLD	3
-25	SB-12-E		0910			X	X	X	HOLD	3
-26	SB-13-A		0930			X	X	X		3
-27	SB-13-B		0930			X	X	X		3
-28	SB-13-C		0930			X	X	X	HOLD	3
-29	SB-13-D		0930			X	X	X	HOLD	3
-30	SB-13-E		0930			X	X	X	HOLD	3

Container Type	P	G	G
Preservative	A	A	A

Preservative Code:
A = None
B = HCl
C = HNO_3
D = H_2SO_4
E = NaOH
F = MeOH
G = $NaHSO_4$
H = $Na_2S_2O_3$
K/E = Zn Ac/NaOH
O = Other

Container Code
P = Plastic
A = Amber Glass
V = Vial
G = Glass
B = Bacteria Cup
C = Cube
O = Other
E = Encore
D = BOD Bottle

Westboro: Certification No: MA935
Mansfield: Certification No: MA015

Relinquished By:	Date/Time	Received By:	Date/Time
	12/27/23 16:50		12/27/23 16:50
	12/27/23 16:50		12/28/23 0130

Please print clearly, legibly and completely. Samples can not be logged in and turnaround time clock will not start until any ambiguities are resolved. BY EXECUTING THIS COC, THE CLIENT HAS READ AND AGREES TO BE BOUND BY ALPHA'S TERMS & CONDITIONS. (See reverse side.)

Form No: 01-25 HC (rev. 30-Sept-2013)

NEW YORK CHAIN OF CUSTODY

ALPHA

Westborough, MA 01581
8 Walkup Dr.
TEL: 508-898-9220
FAX: 508-898-9193

Mansfield, MA 02048
320 Forbes Blvd
TEL: 508-822-9300
FAX: 508-822-3288

Service Centers
Mahwah, NJ 07430: 35 Whitney Rd, Suite 5
Albany, NY 12205: 14 Walker Way
Tonawanda, NY 14150: 275 Cooper Ave, Suite 105

Page 4 of 4

Date Rec'd in Lab: 12/28/23

ALPHA Job #: L2376309

Client Information
Client: C+S Engineers
Address: 141 Elm St. Suite 100
Buffalo NY 14203
Phone: (716) 847-1630
Fax:
Email: Cmartin@CSCOS.com

Project Information
Project Name: Amherst Central Park South
Project Location:
Project #: H22.009.003
(Use Project name as Project #)
Project Manager: Cody Martin
ALPHAQuote #:

Turn-Around Time
Standard [X] Due Date:
Rush (only if pre approved) [ ] # of Days:

Deliverables
[ ] ASP-A [X] ASP-B
[X] EQuIS (1 File) [ ] EQuIS (4 File)
[ ] Other

Regulatory Requirement
[ ] NY TOGS [X] NY Part 375
[ ] AWQ Standards [ ] NY CP-51
[ ] NY Restricted Use [ ] Other
[ ] NY Unrestricted Use
[ ] NYC Sewer Discharge

Billing Information
[X] Same as Client Info
PO #

Disposal Site Information
Please identify below location of applicable disposal facilities.
Disposal Facility:
[ ] NJ [X] NY
[ ] Other:

These samples have been previously analyzed by Alpha [ ]

Other project specific requirements/comments:

Please specify Metals or TAL.

ANALYSIS

Sample Filtration
[ ] Done
[ ] Lab to do
Preservation
[ ] Lab to do
(Please Specify below)

ALPHA Lab ID (Lab Use Only)	Sample ID	Collection Date	Collection Time	Sample Matrix	Sampler's Initials	TS	Total Cyanide	TAL Metals	HEXCR	Sample Specific Comments	Total Bottle
16309-31	SB-14-A	12/27/2023	0945	S	BW	X	X	X			3
-32	SB-14-B		0945			X	X	X	X		4
-33	SB-14-C		0945			X	X	X		HOLD	3
-34	SB-14-D		0945			X	X	X		HOLD	3
-35	SB-14-E		0945			X	X	X		HOLD	3
-36	SB-22-A		1030			X	X	X			3
-36	SB-22-A MS		1030			X	X	X		MATRIX SPIKE	3
-36	SB-22-A MSD		1030			X	X	X		MATRIX SPIKE DUP.	3
-37	SB-23-A		1100			X	X	X	X		4

Container Type	P	G	G	G				
Preservative	A	A	A	A				

Preservative Code:
A = None
B = HCl
C = HNO_3
D = H_2SO_4
E = NaOH
F = MeOH
G = $NaHSO_4$
H = $Na_2S_2O_3$
K/E = Zn Ac/NaOH
O = Other

Container Code
P = Plastic
A = Amber Glass
V = Vial
G = Glass
B = Bacteria Cup
C = Cube
O = Other
E = Encore
D = BOD Bottle

Westboro: Certification No: MA935
Mansfield: Certification No: MA015

Relinquished By:	Date/Time	Received By:	Date/Time
	12/27/23 16:50		12/27/23 16:50
	12/27/23 16:50		12/28/23 0120

Please print clearly, legibly and completely. Samples can not be logged in and turnaround time clock will not start until any ambiguities are resolved. BY EXECUTING THIS COC, THE CLIENT HAS READ AND AGREES TO BE BOUND BY ALPHA'S TERMS & CONDITIONS. (See reverse side.)

Form No: 01-25 HC (rev. 30-Sept-2013)

ANALYTICAL REPORT

Lab Number:	L2407301
Client:	C&S Companies 141 Elm Street, Suite 100 Buffalo, NY 14203
ATTN:	Cody Martin
Phone:	(716) 847-1630
Project Name:	AMHERST CENTRAL PARK-SOUTH
Project Number:	H22.009.001
Report Date:	02/15/24

The original project report/data package is held by Alpha Analytical. This report/data package is paginated and should be reproduced only in its entirety. Alpha Analytical holds no responsibility for results and/or data that are not consistent with the original.

Certifications & Approvals: MA (M-MA086), NH NELAP (2064), CT (PH-0826), IL (200077), IN (C-MA-03), KY (KY98045), ME (MA00086), MD (348), NJ (MA935), NY (11148), NC (25700/666), OH (CL108), OR (MA-1316), PA (68-03671), RI (LAO00065), TX (T104704476), VT (VT-0935), VA (460195), USDA (Permit #525-23-122-91930).

Eight Walkup Drive, Westborough, MA 01581-1019
508-898-9220 (Fax) 508-898-9193 800-624-9220 - www.alphalab.com

Project Name: AMHERST CENTRAL PARK-SOUTH
Project Number: H22.009.001

Lab Number: L2407301
Report Date: 02/15/24

Alpha Sample ID	Client ID	Matrix	Sample Location	Collection Date/Time	Receive Date
L2407301-01	N-01-A	SOIL	Not Specified	02/08/24 11:35	02/08/24
L2407301-02	N-01-B	SOIL	Not Specified	02/08/24 11:35	02/08/24
L2407301-03	N-01-C	SOIL	Not Specified	02/08/24 11:35	02/08/24
L2407301-04	N-01-D	SOIL	Not Specified	02/08/24 11:35	02/08/24
L2407301-05	N-01-E	SOIL	Not Specified	02/08/24 11:35	02/08/24
L2407301-06	N-02-A	SOIL	Not Specified	02/08/24 11:30	02/08/24
L2407301-07	N-02-B	SOIL	Not Specified	02/08/24 11:30	02/08/24
L2407301-08	N-02-C	SOIL	Not Specified	02/08/24 11:30	02/08/24
L2407301-09	N-02-D	SOIL	Not Specified	02/08/24 11:30	02/08/24
L2407301-10	N-02-E	SOIL	Not Specified	02/08/24 11:30	02/08/24
L2407301-11	N-03-A	SOIL	Not Specified	02/08/24 10:25	02/08/24
L2407301-12	N-03-B	SOIL	Not Specified	02/08/24 10:25	02/08/24
L2407301-13	N-03-C	SOIL	Not Specified	02/08/24 10:25	02/08/24
L2407301-14	N-03-D	SOIL	Not Specified	02/08/24 10:25	02/08/24
L2407301-15	N-03-E	SOIL	Not Specified	02/08/24 10:25	02/08/24
L2407301-16	N-04-A	SOIL	Not Specified	02/08/24 10:20	02/08/24
L2407301-17	N-04-B	SOIL	Not Specified	02/08/24 10:20	02/08/24
L2407301-18	N-04-C	SOIL	Not Specified	02/08/24 10:20	02/08/24
L2407301-19	N-04-D	SOIL	Not Specified	02/08/24 10:20	02/08/24
L2407301-20	N-04-E	SOIL	Not Specified	02/08/24 10:20	02/08/24

Project Name:	AMHERST CENTRAL PARK-SOUTH	**Lab Number:**	L2407301
Project Number:	H22.009.001	**Report Date:**	02/15/24

Case Narrative

The samples were received in accordance with the Chain of Custody and no significant deviations were encountered during the preparation or analysis unless otherwise noted. Sample Receipt, Container Information, and the Chain of Custody are located at the back of the report.

Results contained within this report relate only to the samples submitted under this Alpha Lab Number and meet NELAP requirements for all NELAP accredited parameters unless otherwise noted in the following narrative. The data presented in this report is organized by parameter (i.e. VOC, SVOC, etc.). Sample specific Quality Control data (i.e. Surrogate Spike Recovery) is reported at the end of the target analyte list for each individual sample, followed by the Laboratory Batch Quality Control at the end of each parameter. Tentatively Identified Compounds (TICs), if requested, are reported for compounds identified to be present and are not part of the method/program Target Compound List, even if only a subset of the TCL are being reported. If a sample was re-analyzed or re-extracted due to a required quality control corrective action and if both sets of data are reported, the Laboratory ID of the re-analysis or re-extraction is designated with an "R" or "RE", respectively.

When multiple Batch Quality Control elements are reported (e.g. more than one LCS), the associated samples for each element are noted in the grey shaded header line of each data table. Any Laboratory Batch, Sample Specific % recovery or RPD value that is outside the listed Acceptance Criteria is bolded in the report. In reference to questions H (CAM) or 4 (RCP) when "NO" is checked, the performance criteria for CAM and RCP methods allow for some quality control failures to occur and still be within method compliance. In these instances, the specific failure is not narrated but noted in the associated QC Outlier Summary Report, located directly after the Case Narrative. QC information is also incorporated in the Data Usability Assessment table (Format 11) of our Data Merger tool, where it can be reviewed in conjunction with the sample result, associated regulatory criteria and any associated data usability implications.

Soil/sediments, solids and tissues are reported on a dry weight basis unless otherwise noted. Definitions of all data qualifiers and acronyms used in this report are provided in the Glossary located at the back of the report.

HOLD POLICY - For samples submitted on hold, Alpha's policy is to hold samples (with the exception of Air canisters) free of charge for 21 calendar days from the date the project is completed. After 21 calendar days, we will dispose of all samples submitted including those put on hold unless you have contacted your Alpha Project Manager and made arrangements for Alpha to continue to hold the samples. Air canisters will be disposed after 3 business days from the date the project is completed.

Please contact Project Management at 800-624-9220 with any questions.

Project Name:	AMHERST CENTRAL PARK-SOUTH	**Lab Number:**	L2407301
Project Number:	H22.009.001	**Report Date:**	02/15/24

Case Narrative (continued)

Report Submission

All non-detect (ND) or estimated concentrations (J-qualified) have been quantitated to the limit noted in the MDL column.

Sample Receipt

L2407301-11, -12, -13, -14, and -15: The collection date and time on the chain of custody was 08-FEB-24 10:25; however, the collection date/time on the container label was 08-FEB-24 11:25. At the client's request, the collection date/time is reported as 08-FEB-24 10:25.

L2407301-16, -17, -18, -19, and -20: The collection date and time on the chain of custody was 08-FEB-24 10:20; however, the collection date/time on the container label was 08-FEB-24 11:20. At the client's request, the collection date/time is reported as 08-FEB-24 10:20.

I, the undersigned, attest under the pains and penalties of perjury that, to the best of my knowledge and belief and based upon my personal inquiry of those responsible for providing the information contained in this analytical report, such information is accurate and complete. This certificate of analysis is not complete unless this page accompanies any and all pages of this report.

Authorized Signature: Cristin Walker

Title: Technical Director/Representative Date: 02/15/24

METALS

Project Name: AMHERST CENTRAL PARK-SOUTH **Lab Number:** L2407301

Project Number: H22.009.001 **Report Date:** 02/15/24

SAMPLE RESULTS

Lab ID: L2407301-01 Date Collected: 02/08/24 11:35

Client ID: N-01-A Date Received: 02/08/24

Sample Location: Not Specified Field Prep: Not Specified

Sample Depth:

Matrix: Soil

Percent Solids: 75%

Parameter	Result	Qualifier	Units	RL	MDL	Dilution Factor	Date Prepared	Date Analyzed	Prep Method	Analytical Method	Analyst
Total Metals - Mansfield Lab											
Cadmium, Total	7.01		mg/kg	0.519	0.051	1	02/15/24 01:52	02/15/24 10:13	EPA 3050B	1,6010D	DHL

Project Name: AMHERST CENTRAL PARK-SOUTH **Lab Number:** L2407301

Project Number: H22.009.001 **Report Date:** 02/15/24

SAMPLE RESULTS

Lab ID: L2407301-02 Date Collected: 02/08/24 11:35

Client ID: N-01-B Date Received: 02/08/24

Sample Location: Not Specified Field Prep: Not Specified

Sample Depth:

Matrix: Soil

Percent Solids: 73%

Parameter	Result	Qualifier	Units	RL	MDL	Dilution Factor	Date Prepared	Date Analyzed	Prep Method	Analytical Method	Analyst
Total Metals - Mansfield Lab											
Cadmium, Total	5.75		mg/kg	0.534	0.052	1	02/15/24 01:52	02/15/24 10:16	EPA 3050B	1,6010D	DHL

Project Name: AMHERST CENTRAL PARK-SOUTH **Lab Number:** L2407301

Project Number: H22.009.001 **Report Date:** 02/15/24

SAMPLE RESULTS

Lab ID: L2407301-06 Date Collected: 02/08/24 11:30

Client ID: N-02-A Date Received: 02/08/24

Sample Location: Not Specified Field Prep: Not Specified

Sample Depth:

Matrix: Soil

Percent Solids: 63%

Parameter	Result	Qualifier	Units	RL	MDL	Dilution Factor	Date Prepared	Date Analyzed	Prep Method	Analytical Method	Analyst
Total Metals - Mansfield Lab											
Cadmium, Total	8.60		mg/kg	0.630	0.062	1	02/15/24 01:52	02/15/24 10:19	EPA 3050B	1,6010D	DHL

Project Name: AMHERST CENTRAL PARK-SOUTH **Lab Number:** L2407301

Project Number: H22.009.001 **Report Date:** 02/15/24

SAMPLE RESULTS

Lab ID: L2407301-07 Date Collected: 02/08/24 11:30

Client ID: N-02-B Date Received: 02/08/24

Sample Location: Not Specified Field Prep: Not Specified

Sample Depth:

Matrix: Soil

Percent Solids: 75%

Parameter	Result	Qualifier	Units	RL	MDL	Dilution Factor	Date Prepared	Date Analyzed	Prep Method	Analytical Method	Analyst
Total Metals - Mansfield Lab											
Cadmium, Total	5.10		mg/kg	0.521	0.051	1	02/15/24 01:52	02/15/24 10:31	EPA 3050B	1,6010D	DHL

Project Name: AMHERST CENTRAL PARK-SOUTH **Lab Number:** L2407301

Project Number: H22.009.001 **Report Date:** 02/15/24

SAMPLE RESULTS

Lab ID: L2407301-11 Date Collected: 02/08/24 10:25

Client ID: N-03-A Date Received: 02/08/24

Sample Location: Not Specified Field Prep: Not Specified

Sample Depth:

Matrix: Soil

Percent Solids: 57%

Parameter	Result	Qualifier	Units	RL	MDL	Dilution Factor	Date Prepared	Date Analyzed	Prep Method	Analytical Method	Analyst
Total Metals - Mansfield Lab											
Cadmium, Total	12.0		mg/kg	0.690	0.068	1	02/15/24 01:52	02/15/24 10:34	EPA 3050B	1,6010D	DHL

Project Name: AMHERST CENTRAL PARK-SOUTH **Lab Number:** L2407301

Project Number: H22.009.001 **Report Date:** 02/15/24

SAMPLE RESULTS

Lab ID: L2407301-12 Date Collected: 02/08/24 10:25

Client ID: N-03-B Date Received: 02/08/24

Sample Location: Not Specified Field Prep: Not Specified

Sample Depth:

Matrix: Soil

Percent Solids: 61%

Parameter	Result	Qualifier	Units	RL	MDL	Dilution Factor	Date Prepared	Date Analyzed	Prep Method	Analytical Method	Analyst
Total Metals - Mansfield Lab											
Cadmium, Total	4.08		mg/kg	0.655	0.064	1	02/15/24 01:52	02/15/24 10:37	EPA 3050B	1,6010D	DHL

Project Name: AMHERST CENTRAL PARK-SOUTH **Lab Number:** L2407301

Project Number: H22.009.001 **Report Date:** 02/15/24

SAMPLE RESULTS

Lab ID: L2407301-16 Date Collected: 02/08/24 10:20

Client ID: N-04-A Date Received: 02/08/24

Sample Location: Not Specified Field Prep: Not Specified

Sample Depth:

Matrix: Soil

Percent Solids: 63%

Parameter	Result	Qualifier	Units	RL	MDL	Dilution Factor	Date Prepared	Date Analyzed	Prep Method	Analytical Method	Analyst
Total Metals - Mansfield Lab											
Cadmium, Total	4.99		mg/kg	0.618	0.061	1	02/15/24 01:52	02/15/24 10:40	EPA 3050B	1,6010D	DHL

Project Name: AMHERST CENTRAL PARK-SOUTH **Lab Number:** L2407301

Project Number: H22.009.001 **Report Date:** 02/15/24

SAMPLE RESULTS

Lab ID: L2407301-17 Date Collected: 02/08/24 10:20

Client ID: N-04-B Date Received: 02/08/24

Sample Location: Not Specified Field Prep: Not Specified

Sample Depth:

Matrix: Soil

Percent Solids: 80%

Parameter	Result	Qualifier	Units	RL	MDL	Dilution Factor	Date Prepared	Date Analyzed	Prep Method	Analytical Method	Analyst
Total Metals - Mansfield Lab											
Cadmium, Total	1.64		mg/kg	0.488	0.048	1	02/15/24 01:52	02/15/24 10:44	EPA 3050B	1,6010D	DHL

Project Name: AMHERST CENTRAL PARK-SOUTH **Lab Number:** L2407301

Project Number: H22.009.001 **Report Date:** 02/15/24

Method Blank Analysis
Batch Quality Control

Parameter	Result	Qualifier	Units	RL	MDL	Dilution Factor	Date Prepared	Date Analyzed	Analytical Method	Analyst
Total Metals - Mansfield Lab for sample(s): 01-02,06-07,11-12,16-17 Batch: WG1884711-1										
Cadmium, Total	ND		mg/kg	0.400	0.039	1	02/15/24 01:52	02/15/24 09:06	1,6010D	DHL

Prep Information

Digestion Method: EPA 3050B

Lab Control Sample Analysis

Batch Quality Control

Project Name: AMHERST CENTRAL PARK-SOUTH

Project Number: H22.009.001

Lab Number: L2407301

Report Date: 02/15/24

Parameter	LCS %Recovery	Qual	LCSD %Recovery	Qual	%Recovery Limits	RPD	Qual	RPD Limits
Total Metals - Mansfield Lab Associated sample(s): 01-02,06-07,11-12,16-17 Batch: WG1884711-2 SRM Lot Number: D122-540								
Cadmium, Total	94		-		83-117	-		

Matrix Spike Analysis
Batch Quality Control

Project Name: AMHERST CENTRAL PARK-SOUTH
Project Number: H22.009.001

Lab Number: L2407301
Report Date: 02/15/24

Parameter	Native Sample	MS Added	MS Found	MS %Recovery	Qual	MSD Found	MSD %Recovery	Qual	Recovery Limits	RPD	Qual	RPD Limits
Total Metals - Mansfield Lab Associated sample(s): 01-02,06-07,11-12,16-17 QC Batch ID: WG1884711-3 QC Sample: L2407300-01 Client ID: MS Sample												
Cadmium, Total	15.3	6.63	22.3	106		-	-		75-125	-		20

Lab Duplicate Analysis

Batch Quality Control

Project Name: AMHERST CENTRAL PARK-SOUTH

Project Number: H22.009.001

Lab Number: L2407301

Report Date: 02/15/24

Parameter	Native Sample	Duplicate Sample	Units	RPD	Qual	RPD Limits
Total Metals - Mansfield Lab Associated sample(s): 01-02,06-07,11-12,16-17 QC Batch ID: WG1884711-4 QC Sample: L2407300-01 Client ID: DUP Sample						
Cadmium, Total	15.3	15.7	mg/kg	3		20

INORGANICS
&
MISCELLANEOUS

Project Name: AMHERST CENTRAL PARK-SOUTH
Project Number: H22.009.001

Lab Number: L2407301
Report Date: 02/15/24

SAMPLE RESULTS

Lab ID: L2407301-01
Client ID: N-01-A
Sample Location: Not Specified

Date Collected: 02/08/24 11:35
Date Received: 02/08/24
Field Prep: Not Specified

Sample Depth:
Matrix: Soil

Parameter	Result	Qualifier	Units	RL	MDL	Dilution Factor	Date Prepared	Date Analyzed	Analytical Method	Analyst
General Chemistry - Westborough Lab										
Solids, Total	74.8		%	0.100	NA	1	-	02/09/24 20:48	121,2540G	SJB

Project Name: AMHERST CENTRAL PARK-SOUTH
Project Number: H22.009.001

Lab Number: L2407301
Report Date: 02/15/24

SAMPLE RESULTS

Lab ID: L2407301-02
Client ID: N-01-B
Sample Location: Not Specified

Date Collected: 02/08/24 11:35
Date Received: 02/08/24
Field Prep: Not Specified

Sample Depth:
Matrix: Soil

Parameter	Result	Qualifier	Units	RL	MDL	Dilution Factor	Date Prepared	Date Analyzed	Analytical Method	Analyst
General Chemistry - Westborough Lab										
Solids, Total	73.4		%	0.100	NA	1	-	02/09/24 20:48	121,2540G	SJB

Project Name: AMHERST CENTRAL PARK-SOUTH
Project Number: H22.009.001
Lab Number: L2407301
Report Date: 02/15/24

SAMPLE RESULTS

Lab ID: L2407301-06
Client ID: N-02-A
Sample Location: Not Specified
Sample Depth:
Matrix: Soil

Date Collected: 02/08/24 11:30
Date Received: 02/08/24
Field Prep: Not Specified

Parameter	Result	Qualifier	Units	RL	MDL	Dilution Factor	Date Prepared	Date Analyzed	Analytical Method	Analyst
General Chemistry - Westborough Lab										
Solids, Total	62.8		%	0.100	NA	1	-	02/09/24 20:48	121,2540G	SJB

Project Name: AMHERST CENTRAL PARK-SOUTH
Project Number: H22.009.001
Lab Number: L2407301
Report Date: 02/15/24

SAMPLE RESULTS

Lab ID: L2407301-07
Client ID: N-02-B
Sample Location: Not Specified
Sample Depth:
Matrix: Soil
Date Collected: 02/08/24 11:30
Date Received: 02/08/24
Field Prep: Not Specified

Parameter	Result	Qualifier	Units	RL	MDL	Dilution Factor	Date Prepared	Date Analyzed	Analytical Method	Analyst
General Chemistry - Westborough Lab										
Solids, Total	74.7		%	0.100	NA	1	-	02/09/24 20:48	121,2540G	SJB

Project Name: AMHERST CENTRAL PARK-SOUTH
Project Number: H22.009.001

Lab Number: L2407301
Report Date: 02/15/24

SAMPLE RESULTS

Lab ID: L2407301-11
Client ID: N-03-A
Sample Location: Not Specified

Date Collected: 02/08/24 10:25
Date Received: 02/08/24
Field Prep: Not Specified

Sample Depth:
Matrix: Soil

Parameter	Result	Qualifier	Units	RL	MDL	Dilution Factor	Date Prepared	Date Analyzed	Analytical Method	Analyst
General Chemistry - Westborough Lab										
Solids, Total	57.0		%	0.100	NA	1	-	02/09/24 20:48	121,2540G	SJB

Project Name: AMHERST CENTRAL PARK-SOUTH
Project Number: H22.009.001

Lab Number: L2407301
Report Date: 02/15/24

SAMPLE RESULTS

Lab ID: L2407301-12
Client ID: N-03-B
Sample Location: Not Specified

Date Collected: 02/08/24 10:25
Date Received: 02/08/24
Field Prep: Not Specified

Sample Depth:
Matrix: Soil

Parameter	Result	Qualifier	Units	RL	MDL	Dilution Factor	Date Prepared	Date Analyzed	Analytical Method	Analyst
General Chemistry - Westborough Lab										
Solids, Total	60.9		%	0.100	NA	1	-	02/09/24 21:23	121,2540G	SJB

Project Name: AMHERST CENTRAL PARK-SOUTH
Project Number: H22.009.001

Lab Number: L2407301
Report Date: 02/15/24

SAMPLE RESULTS

Lab ID: L2407301-16
Client ID: N-04-A
Sample Location: Not Specified

Date Collected: 02/08/24 10:20
Date Received: 02/08/24
Field Prep: Not Specified

Sample Depth:
Matrix: Soil

Parameter	Result	Qualifier	Units	RL	MDL	Dilution Factor	Date Prepared	Date Analyzed	Analytical Method	Analyst
General Chemistry - Westborough Lab										
Solids, Total	63.3		%	0.100	NA	1	-	02/09/24 21:23	121,2540G	SJB

Project Name: AMHERST CENTRAL PARK-SOUTH
Project Number: H22.009.001
Lab Number: L2407301
Report Date: 02/15/24

SAMPLE RESULTS

Lab ID: L2407301-17
Client ID: N-04-B
Sample Location: Not Specified
Sample Depth:
Matrix: Soil

Date Collected: 02/08/24 10:20
Date Received: 02/08/24
Field Prep: Not Specified

Parameter	Result	Qualifier	Units	RL	MDL	Dilution Factor	Date Prepared	Date Analyzed	Analytical Method	Analyst
General Chemistry - Westborough Lab										
Solids, Total	80.3		%	0.100	NA	1	-	02/09/24 21:23	121,2540G	SJB

Lab Duplicate Analysis

Batch Quality Control

Project Name: AMHERST CENTRAL PARK-SOUTH

Project Number: H22.009.001

Lab Number: L2407301

Report Date: 02/15/24

Parameter	Native Sample	Duplicate Sample	Units	RPD	Qual	RPD Limits
General Chemistry - Westborough Lab Associated sample(s): 12,16-17 QC Batch ID: WG1883685-1 QC Sample: L2407298-01 Client ID: DUP Sample						
Solids, Total	75.7	74.3	%	2		20

Project Name: AMHERST CENTRAL PARK-SOUTH
Project Number: H22.009.001

Lab Number: L2407301
Report Date: 02/15/24

Sample Receipt and Container Information

Were project specific reporting limits specified? YES

Cooler Information

Cooler	Custody Seal
A	Absent
B	Absent

Container Information

Container ID	Container Type	Cooler	Initial pH	Final pH	Temp deg C	Pres	Seal	Frozen Date/Time	Analysis(*)
L2407301-01A	Plastic 2oz unpreserved for TS	B	NA		3.7	Y	Absent		TS(7)
L2407301-01B	Metals Only-Glass 60mL/2oz unpreserved	A	NA		3.8	Y	Absent		CD-TI(180)
L2407301-02A	Plastic 2oz unpreserved for TS	B	NA		3.7	Y	Absent		TS(7)
L2407301-02B	Metals Only-Glass 60mL/2oz unpreserved	A	NA		3.8	Y	Absent		CD-TI(180)
L2407301-03A	Plastic 2oz unpreserved for TS	B	NA		3.7	Y	Absent		HOLD-WETCHEM()
L2407301-03B	Metals Only-Glass 60mL/2oz unpreserved	A	NA		3.8	Y	Absent		HOLD-METAL(180)
L2407301-04A	Plastic 2oz unpreserved for TS	B	NA		3.7	Y	Absent		HOLD-WETCHEM()
L2407301-04B	Metals Only-Glass 60mL/2oz unpreserved	A	NA		3.8	Y	Absent		HOLD-METAL(180)
L2407301-05A	Plastic 2oz unpreserved for TS	B	NA		3.7	Y	Absent		HOLD-WETCHEM()
L2407301-05B	Metals Only-Glass 60mL/2oz unpreserved	A	NA		3.8	Y	Absent		HOLD-METAL(180)
L2407301-06A	Plastic 2oz unpreserved for TS	B	NA		3.7	Y	Absent		TS(7)
L2407301-06B	Metals Only-Glass 60mL/2oz unpreserved	A	NA		3.8	Y	Absent		CD-TI(180)
L2407301-07A	Plastic 2oz unpreserved for TS	B	NA		3.7	Y	Absent		TS(7)
L2407301-07B	Metals Only-Glass 60mL/2oz unpreserved	A	NA		3.8	Y	Absent		CD-TI(180)
L2407301-08A	Plastic 2oz unpreserved for TS	B	NA		3.7	Y	Absent		HOLD-WETCHEM()
L2407301-08B	Metals Only-Glass 60mL/2oz unpreserved	A	NA		3.8	Y	Absent		HOLD-METAL(180)
L2407301-09A	Plastic 2oz unpreserved for TS	B	NA		3.7	Y	Absent		HOLD-WETCHEM()
L2407301-09B	Metals Only-Glass 60mL/2oz unpreserved	A	NA		3.8	Y	Absent		HOLD-METAL(180)
L2407301-10A	Plastic 2oz unpreserved for TS	B	NA		3.7	Y	Absent		HOLD-WETCHEM()
L2407301-10B	Metals Only-Glass 60mL/2oz unpreserved	A	NA		3.8	Y	Absent		HOLD-METAL(180)
L2407301-11A	Plastic 2oz unpreserved for TS	B	NA		3.7	Y	Absent		TS(7)
L2407301-11B	Metals Only-Glass 60mL/2oz unpreserved	A	NA		3.8	Y	Absent		CD-TI(180)

*Values in parentheses indicate holding time in days

Project Name: AMHERST CENTRAL PARK-SOUTH
Project Number: H22.009.001

Lab Number: L2407301
Report Date: 02/15/24

Container Information

Container ID	Container Type	Cooler	Initial pH	Final pH	Temp deg C	Pres	Seal	Frozen Date/Time	Analysis(*)
L2407301-12A	Plastic 2oz unpreserved for TS	B	NA		3.7	Y	Absent		TS(7)
L2407301-12B	Metals Only-Glass 60mL/2oz unpreserved	A	NA		3.8	Y	Absent		CD-TI(180)
L2407301-13A	Plastic 2oz unpreserved for TS	B	NA		3.7	Y	Absent		HOLD-WETCHEM()
L2407301-13B	Metals Only-Glass 60mL/2oz unpreserved	A	NA		3.8	Y	Absent		HOLD-METAL(180)
L2407301-14A	Plastic 2oz unpreserved for TS	B	NA		3.7	Y	Absent		HOLD-WETCHEM()
L2407301-14B	Metals Only-Glass 60mL/2oz unpreserved	A	NA		3.8	Y	Absent		HOLD-METAL(180)
L2407301-15A	Plastic 2oz unpreserved for TS	B	NA		3.7	Y	Absent		HOLD-WETCHEM()
L2407301-15B	Metals Only-Glass 60mL/2oz unpreserved	A	NA		3.8	Y	Absent		HOLD-METAL(180)
L2407301-16A	Plastic 2oz unpreserved for TS	B	NA		3.7	Y	Absent		TS(7)
L2407301-16B	Metals Only-Glass 60mL/2oz unpreserved	A	NA		3.8	Y	Absent		CD-TI(180)
L2407301-17A	Plastic 2oz unpreserved for TS	B	NA		3.7	Y	Absent		TS(7)
L2407301-17B	Metals Only-Glass 60mL/2oz unpreserved	A	NA		3.8	Y	Absent		CD-TI(180)
L2407301-18A	Plastic 2oz unpreserved for TS	B	NA		3.7	Y	Absent		HOLD-WETCHEM()
L2407301-18A1	Plastic 2oz unpreserved for TS	B	NA		3.7	Y	Absent		HOLD-WETCHEM()
L2407301-18A2	Plastic 2oz unpreserved for TS	B	NA		3.7	Y	Absent		HOLD-WETCHEM()
L2407301-18B	Metals Only-Glass 60mL/2oz unpreserved	A	NA		3.8	Y	Absent		HOLD-METAL(180)
L2407301-18B1	Metals Only-Glass 60mL/2oz unpreserved	A	NA		3.8	Y	Absent		HOLD-METAL(180)
L2407301-18B2	Metals Only-Glass 60mL/2oz unpreserved	A	NA		3.8	Y	Absent		HOLD-METAL(180)
L2407301-19A	Plastic 2oz unpreserved for TS	B	NA		3.7	Y	Absent		HOLD-WETCHEM()
L2407301-19B	Metals Only-Glass 60mL/2oz unpreserved	A	NA		3.8	Y	Absent		HOLD-METAL(180)
L2407301-20A	Plastic 2oz unpreserved for TS	B	NA		3.7	Y	Absent		HOLD-WETCHEM()
L2407301-20B	Metals Only-Glass 60mL/2oz unpreserved	A	NA		3.8	Y	Absent		HOLD-METAL(180)

*Values in parentheses indicate holding time in days

Project Name:	AMHERST CENTRAL PARK-SOUTH	**Lab Number:**	L2407301
Project Number:	H22.009.001	**Report Date:**	02/15/24

GLOSSARY

Acronyms

DL - Detection Limit: This value represents the level to which target analyte concentrations are reported as estimated values, when those target analyte concentrations are quantified below the limit of quantitation (LOQ). The DL includes any adjustments from dilutions, concentrations or moisture content, where applicable. (DoD report formats only.)

EDL - Estimated Detection Limit: This value represents the level to which target analyte concentrations are reported as estimated values, when those target analyte concentrations are quantified below the reporting limit (RL). The EDL includes any adjustments from dilutions, concentrations or moisture content, where applicable. The use of EDLs is specific to the analysis of PAHs using Solid-Phase Microextraction (SPME).

EMPC - Estimated Maximum Possible Concentration: The concentration that results from the signal present at the retention time of an analyte when the ions meet all of the identification criteria except the ion abundance ratio criteria. An EMPC is a worst-case estimate of the concentration.

EPA - Environmental Protection Agency.

LCS - Laboratory Control Sample: A sample matrix, free from the analytes of interest, spiked with verified known amounts of analytes or a material containing known and verified amounts of analytes.

LCSD - Laboratory Control Sample Duplicate: Refer to LCS.

LFB - Laboratory Fortified Blank: A sample matrix, free from the analytes of interest, spiked with verified known amounts of analytes or a material containing known and verified amounts of analytes.

LOD - Limit of Detection: This value represents the level to which a target analyte can reliably be detected for a specific analyte in a specific matrix by a specific method. The LOD includes any adjustments from dilutions, concentrations or moisture content, where applicable. (DoD report formats only.)

LOQ - Limit of Quantitation: The value at which an instrument can accurately measure an analyte at a specific concentration. The LOQ includes any adjustments from dilutions, concentrations or moisture content, where applicable. (DoD report formats only.)

Limit of Quantitation: The value at which an instrument can accurately measure an analyte at a specific concentration. The LOQ includes any adjustments from dilutions, concentrations or moisture content, where applicable. (DoD report formats only.)

MDL - Method Detection Limit: This value represents the level to which target analyte concentrations are reported as estimated values, when those target analyte concentrations are quantified below the reporting limit (RL). The MDL includes any adjustments from dilutions, concentrations or moisture content, where applicable.

MS - Matrix Spike Sample: A sample prepared by adding a known mass of target analyte to a specified amount of matrix sample for which an independent estimate of target analyte concentration is available. For Method 332.0, the spike recovery is calculated using the native concentration, including estimated values.

MSD - Matrix Spike Sample Duplicate: Refer to MS.

NA - Not Applicable.

NC - Not Calculated: Term is utilized when one or more of the results utilized in the calculation are non-detect at the parameter's reporting unit.

NDPA/DPA - N-Nitrosodiphenylamine/Diphenylamine.

NI - Not Ignitable.

NP - Non-Plastic: Term is utilized for the analysis of Atterberg Limits in soil.

NR - No Results: Term is utilized when 'No Target Compounds Requested' is reported for the analysis of Volatile or Semivolatile Organic TIC only requests.

RL - Reporting Limit: The value at which an instrument can accurately measure an analyte at a specific concentration. The RL includes any adjustments from dilutions, concentrations or moisture content, where applicable.

RPD - Relative Percent Difference: The results from matrix and/or matrix spike duplicates are primarily designed to assess the precision of analytical results in a given matrix and are expressed as relative percent difference (RPD). Values which are less than five times the reporting limit for any individual parameter are evaluated by utilizing the absolute difference between the values; although the RPD value will be provided in the report.

SRM - Standard Reference Material: A reference sample of a known or certified value that is of the same or similar matrix as the associated field samples.

STLP - Semi-dynamic Tank Leaching Procedure per EPA Method 1315.

TEF - Toxic Equivalency Factors: The values assigned to each dioxin and furan to evaluate their toxicity relative to 2,3,7,8-TCDD.

TEQ - Toxic Equivalent: The measure of a sample's toxicity derived by multiplying each dioxin and furan by its corresponding TEF and then summing the resulting values.

TIC - Tentatively Identified Compound: A compound that has been identified to be present and is not part of the target compound list (TCL) for the method and/or program. All TICs are qualitatively identified and reported as estimated concentrations.

Report Format: DU Report with 'J' Qualifiers

Project Name:	AMHERST CENTRAL PARK-SOUTH	**Lab Number:**	L2407301
Project Number:	H22.009.001	**Report Date:**	02/15/24

Footnotes

1 - The reference for this analyte should be considered modified since this analyte is absent from the target analyte list of the original method.

Terms

Analytical Method: Both the document from which the method originates and the analytical reference method. (Example: EPA 8260B is shown as 1,8260B.) The codes for the reference method documents are provided in the References section of the Addendum.

Chlordane: The target compound Chlordane (CAS No. 57-74-9) is reported for GC ECD analyses. Per EPA,this compound "refers to a mixture of chlordane isomers, other chlorinated hydrocarbons and numerous other components." (Reference: USEPA Toxicological Review of Chlordane, In Support of Summary Information on the Integrated Risk Information System (IRIS), December 1997.)

Difference: With respect to Total Oxidizable Precursor (TOP) Assay analysis, the difference is defined as the Post-Treatment value minus the Pre-Treatment value.

Final pH: As it pertains to Sample Receipt & Container Information section of the report, Final pH reflects pH of container determined after adjustment at the laboratory, if applicable. If no adjustment required, value reflects Initial pH.

Frozen Date/Time: With respect to Volatile Organics in soil, Frozen Date/Time reflects the date/time at which associated Reagent Water-preserved vials were initially frozen. Note: If frozen date/time is beyond 48 hours from sample collection, value will be reflected in 'bold'.

Gasoline Range Organics (GRO): Gasoline Range Organics (GRO) results include all chromatographic peaks eluting from Methyl tert butyl ether through Naphthalene, with the exception of GRO analysis in support of State of Ohio programs, which includes all chromatographic peaks eluting from Hexane through Dodecane.

Initial pH: As it pertains to Sample Receipt & Container Information section of the report, Initial pH reflects pH of container determined upon receipt, if applicable.

PAH Total: With respect to Alkylated PAH analyses, the 'PAHs, Total' result is defined as the summation of results for all or a subset of the following compounds: Naphthalene, C1-C4 Naphthalenes, 2-Methylnaphthalene, 1-Methylnaphthalene, Biphenyl, Acenaphthylene, Acenaphthene, Fluorene, C1-C3 Fluorenes, Phenanthrene, C1-C4 Phenanthrenes/Anthracenes, Anthracene, Fluoranthene, Pyrene, C1-C4 Fluoranthenes/Pyrenes, Benz(a)anthracene, Chrysene, C1-C4 Chrysenes, Benzo(b)fluoranthene, Benzo(j)+(k)fluoranthene, Benzo(e)pyrene, Benzo(a)pyrene, Perylene, Indeno(1,2,3-cd)pyrene, Dibenz(ah)+(ac)anthracene, Benzo(g,h,i)perylene. If a 'Total' result is requested, the results of its individual components will also be reported.

PFAS Total: With respect to PFAS analyses, the 'PFAS, Total (5)' result is defined as the summation of results for: PFHpA, PFHxS, PFOA, PFNA and PFOS. In addition, the 'PFAS, Total (6)' result is defined as the summation of results for: PFHpA, PFHxS, PFOA, PFNA, PFDA and PFOS. For MassDEP DW compliance analysis only, the 'PFAS, Total (6)' result is defined as the summation of results at or above the RL. Note: If a 'Total' result is requested, the results of its individual components will also be reported.

Total: With respect to Organic analyses, a 'Total' result is defined as the summation of results for individual isomers or Aroclors. If a 'Total' result is requested, the results of its individual components will also be reported. This is applicable to 'Total' results for methods 8260, 8081 and 8082.

Data Qualifiers

A - Spectra identified as "Aldol Condensates" are byproducts of the extraction/concentration procedures when acetone is introduced in the process.

B - The analyte was detected above the reporting limit in the associated method blank. Flag only applies to associated field samples that have detectable concentrations of the analyte at less than ten times (10x) the concentration found in the blank. For MCP-related projects, flag only applies to associated field samples that have detectable concentrations of the analyte at less than ten times (10x) the concentration found in the blank. For DOD-related projects, flag only applies to associated field samples that have detectable concentrations of the analyte at less than ten times (10x) the concentration found in the blank AND the analyte was detected above one-half the reporting limit (or above the reporting limit for common lab contaminants) in the associated method blank. For NJ-Air-related projects, flag only applies to associated field samples that have detectable concentrations of the analyte above the reporting limit. For NJ-related projects (excluding Air), flag only applies to associated field samples that have detectable concentrations of the analyte, which was detected above the reporting limit in the associated method blank or above five times the reporting limit for common lab contaminants (Phthalates, Acetone, Methylene Chloride, 2-Butanone).

C - Co-elution: The target analyte co-elutes with a known lab standard (i.e. surrogate, internal standards, etc.) for co-extracted analyses.

D - Concentration of analyte was quantified from diluted analysis. Flag only applies to field samples that have detectable concentrations of the analyte.

E - Concentration of analyte exceeds the range of the calibration curve and/or linear range of the instrument.

F - The ratio of quantifier ion response to qualifier ion response falls outside of the laboratory criteria. Results are considered to be an estimated maximum concentration.

G - The concentration may be biased high due to matrix interferences (i.e, co-elution) with non-target compound(s). The result should be considered estimated.

H - The analysis of pH was performed beyond the regulatory-required holding time of 15 minutes from the time of sample collection.

I - The lower value for the two columns has been reported due to obvious interference.

J - Estimated value. The Target analyte concentration is below the quantitation limit (RL), but above the Method Detection Limit (MDL) or Estimated Detection Limit (EDL) for SPME-related analyses. This represents an estimated concentration for Tentatively

Report Format: DU Report with 'J' Qualifiers

Project Name:	AMHERST CENTRAL PARK-SOUTH	**Lab Number:**	L2407301
Project Number:	H22.009.001	**Report Date:**	02/15/24

Data Qualifiers

Identified Compounds (TICs). For calculated parameters, this represents that one or more values used in the calculation were estimated.

M - Reporting Limit (RL) exceeds the MCP CAM Reporting Limit for this analyte.

ND - Not detected at the method detection limit (MDL) for the sample, or estimated detection limit (EDL) for SPME-related analyses.

NJ - Presumptive evidence of compound. This represents an estimated concentration for Tentatively Identified Compounds (TICs), where the identification is based on a mass spectral library search.

P - The RPD between the results for the two columns exceeds the method-specified criteria.

Q - The quality control sample exceeds the associated acceptance criteria. For DOD-related projects, LCS and/or Continuing Calibration Standard exceedences are also qualified on all associated sample results. Note: This flag is not applicable for matrix spike recoveries when the sample concentration is greater than 4x the spike added or for batch duplicate RPD when the sample concentrations are less than 5x the RL. (Metals only.)

R - Analytical results are from sample re-analysis.

RE - Analytical results are from sample re-extraction.

S - Analytical results are from modified screening analysis.

V - The surrogate associated with this target analyte has a recovery outside the QC acceptance limits. (Applicable to MassDEP DW Compliance samples only.)

Z - The batch matrix spike and/or duplicate associated with this target analyte has a recovery/RPD outside the QC acceptance limits. (Applicable to MassDEP DW Compliance samples only.)

Project Name:	AMHERST CENTRAL PARK-SOUTH	**Lab Number:**	L2407301
Project Number:	H22.009.001	**Report Date:**	02/15/24

REFERENCES

1 Test Methods for Evaluating Solid Waste: Physical/Chemical Methods. EPA SW-846. Third Edition. Updates I - VI, 2018.

121 Standard Methods for the Examination of Water and Wastewater. APHA-AWWA-WEF. Standard Methods Online.

LIMITATION OF LIABILITIES

Alpha Analytical performs services with reasonable care and diligence normal to the analytical testing laboratory industry. In the event of an error, the sole and exclusive responsibility of Alpha Analytical shall be to re-perform the work at it's own expense. In no event shall Alpha Analytical be held liable for any incidental, consequential or special damages, including but not limited to, damages in any way connected with the use of, interpretation of, information or analysis provided by Alpha Analytical.

We strongly urge our clients to comply with EPA protocol regarding sample volume, preservation, cooling, containers, sampling procedures, holding time and splitting of samples in the field.

Certification Information

The following analytes are not included in our Primary NELAP Scope of Accreditation:

Westborough Facility
EPA 624.1: m/p-xylene, o-xylene, Naphthalene
EPA 625.1: alpha-Terpineol
EPA 8260D: NPW: 1,2,4,5-Tetramethylbenzene; 4-Ethyltoluene, Azobenzene; SCM: Iodomethane (methyl iodide), 1,2,4,5-Tetramethylbenzene; 4-Ethyltoluene.
EPA 8270E: NPW: Dimethylnaphthalene,1,4-Diphenylhydrazine, alpha-Terpineol; SCM: Dimethylnaphthalene,1,4-Diphenylhydrazine.
SM4500: NPW: Amenable Cyanide; SCM: Total Phosphorus, TKN, NO2, NO3.

Mansfield Facility
SM 2540D: TSS.
EPA TO-15: Halothane, 2,4,4-Trimethyl-2-pentene, 2,4,4-Trimethyl-1-pentene, Thiophene, 2-Methylthiophene, 3-Methylthiophene, 2-Ethylthiophene, 1,2,3-Trimethylbenzene, Indan, Indene, 1,2,4,5-Tetramethylbenzene, Benzothiophene, 1-Methylnaphthalene.
Biological Tissue Matrix: EPA 3050B

The following analytes are included in our Massachusetts DEP Scope of Accreditation

Westborough Facility:

Drinking Water
EPA 300.0: Chloride, Nitrate-N, Fluoride, Sulfate; **EPA 353.2**: Nitrate-N, Nitrite-N; **SM4500NO3-F**: Nitrate-N, Nitrite-N; **SM4500F-C, SM4500CN-CE, EPA 180.1, SM2130B, SM4500Cl-D, SM2320B, SM2540C, SM4500H-B, SM4500NO2-B**
EPA 524.2: THMs and VOCs; **EPA 504.1:** EDB, DBCP.
Microbiology: **SM9215B; SM9223-P/A, SM9223B-Colilert-QT,SM9222D**.

Non-Potable Water
SM4500H,B, EPA 120.1, SM2510B, SM2540C, SM2320B, SM4500CL-E, SM4500F-BC, SM4500NH3-BH: Ammonia-N and Kjeldahl-N, **EPA 350.1**: Ammonia-N, **LACHAT 10-107-06-1-B**: Ammonia-N, **EPA 351.1, SM4500NO3-F, EPA 353.2**: Nitrate-N**, SM4500P-E, SM4500P-B, E, SM4500SO4-E, SM5220D, EPA 410.4, SM5210B, SM5310C, SM4500CL-D, EPA 1664, EPA 420.1, SM4500-CN-CE, SM2540D, EPA 300: Chloride, Sulfate, Nitrate.**
EPA 624.1: Volatile Halocarbons & Aromatics,
EPA 608.3: Chlordane, Toxaphene, Aldrin, alpha-BHC, beta-BHC, gamma-BHC, delta-BHC, Dieldrin, DDD, DDE, DDT, Endosulfan I, Endosulfan II, Endosulfan sulfate, Endrin, Endrin Aldehyde, Heptachlor, Heptachlor Epoxide, PCBs
EPA 625.1: SVOC (Acid/Base/Neutral Extractables).
Microbiology: **SM9223B-Colilert-QT; Enterolert-QT, SM9221E, EPA 1600, EPA 1603, SM9222D.**

Mansfield Facility:

Drinking Water
EPA 200.7: Al, Ba, Cd, Cr, Cu, Fe, Mn, Ni, Na, Ag, Ca, Zn. **EPA 200.8:** Al, Sb, As, Ba, Be, Cd, Cr, Cu, Pb, Mn, Ni, Se, Ag, TL, Zn. **EPA 245.1** Hg.
EPA 522, EPA 537.1.

Non-Potable Water
EPA 200.7: Al, Sb, As, Be, Cd, Ca, Cr, Co, Cu, Fe, Pb, Mg, Mn, Mo, Ni, K, Se, Ag, Na, Sr, TL, Ti, V, Zn.
EPA 200.8: Al, Sb**,** As, Be, Cd, Cr, Cu, Fe, Pb, Mn, Ni, K, Se, Ag, Na, TL, Zn.
EPA 245.1 Hg.
SM2340B

For a complete listing of analytes and methods, please contact your Alpha Project Manager.

NEW YORK CHAIN OF CUSTODY

ALPHA ANALYTICAL

Westborough, MA 01581
8 Walkup Dr.
TEL: 508-898-9220
FAX: 508-898-9193

Mansfield, MA 02048
320 Forbes Blvd
TEL: 508-822-9300
FAX: 508-822-3288

Service Centers
Mahwah, NJ 07430: 35 Whitney Rd, Suite 5
Albany, NY 12205: 14 Walker Way
Tonawanda, NY 14150: 275 Cooper Ave, Suite 105

Page ___ of ___

Date Rec'd in Lab: 2/9/24

ALPHA Job #: L2407301

Project Information
Project Name: Amherst Central Park - South
Project Location:
Project #: H22.009.001
(Use Project name as Project #) ☐
Project Manager: Cody Martin
ALPHAQuote #:

Client Information
Client: C+S Engineers
Address: 141 Elm St, Suite 100
Buffalo, NY 14203
Phone: (716) 847-1630
Fax:
Email: cmartin@cscos.com

Turn-Around Time
Standard ☒ Due Date:
Rush (only if pre approved) ☐ # of Days:

Deliverables
☐ ASP-A ☒ ASP-B
☒ EQuIS (1 File) ☐ EQuIS (4 File)
☐ Other

Billing Information
☒ Same as Client Info
PO #

Regulatory Requirement
☐ NY TOGS ☒ NY Part 375
☐ AWQ Standards ☐ NY CP-51
☐ NY Restricted Use ☐ Other
☐ NY Unrestricted Use
☐ NYC Sewer Discharge

Disposal Site Information
Please identify below location of applicable disposal facilities.
Disposal Facility:
☐ NJ ☒ NY
☐ Other:

These samples have been previously analyzed by Alpha ☐

Other project specific requirements/comments:

Please specify Metals or TAL.

ANALYSIS

Sample Filtration
☐ Done
☐ Lab to do
Preservation
☐ Lab to do
(Please Specify below)

ALPHA Lab ID (Lab Use Only)	Sample ID	Collection Date	Collection Time	Sample Matrix	Sampler's Initials	Cadmium	TS							Sample Specific Comments	Total Bottles
07301-01	N-01-A	2/8/24	1135	Soil	BW	X	X								2
02	N-01-B	↓	↓	↓	↓	X	X								↓
03	N-01-C	↓	↓	↓	↓	X	X							hold	↓
04	N-01-D	↓	↓	↓	↓	X	X							hold	↓
05	N-01-E	↓	↓	↓	↓	X	X							hold	↓
06	N-02-A	↓	1130	↓	↓	X	X								↓
07	N-02-B	↓	↓	↓	↓	X	X								↓
08	N-02-C	↓	↓	↓	↓	X	X							hold	↓
09	N-02-D	↓	↓	↓	↓	X	X							hold	↓
10	N-02-E	↓	↓	↓	↓	X	X							hold	↓

Preservative Code:
A = None
B = HCl
C = HNO_3
D = H_2SO_4
E = NaOH
F = MeOH
G = $NaHSO_4$
H = $Na_2S_2O_3$
K/E = Zn Ac/NaOH
O = Other

Container Code
P = Plastic
A = Amber Glass
V = Vial
G = Glass
B = Bacteria Cup
C = Cube
O = Other
E = Encore
D = BOD Bottle

Westboro: Certification No: MA935
Mansfield: Certification No: MA015

Container Type	G	P
Preservative	A	A

Relinquished By:	Date/Time	Received By:	Date/Time
[signature]	2/8/24 1701	[signature]	2/8/24 17:01
[signature]	2/8/24 17:01	[signature]	2/9/24 0115

Please print clearly, legibly and completely. Samples can not be logged in and turnaround time clock will not start until any ambiguities are resolved. BY EXECUTING THIS COC, THE CLIENT HAS READ AND AGREES TO BE BOUND BY ALPHA'S TERMS & CONDITIONS. (See reverse side.)

Form No: 01-25 HC (rev. 30-Sept-2013)

NEW YORK CHAIN OF CUSTODY

ALPHA ANALYTICAL
Westborough, MA 01581
8 Walkup Dr.
TEL: 508 898 9220
FAX: 508-898-9193

Mansfield, MA 02048
320 Forbes Blvd
TEL: 508-822-9300
FAX: 508-822-3288

Service Centers
Mahwah, NJ 07430: 35 Whitney Rd, Suite 5
Albany, NY 12205: 14 Walker Way
Tonawanda, NY 14150: 275 Cooper Ave, Suite 105

Page ___ of ___

Date Rec'd in Lab: 2/9/24

ALPHA Job #: L2407301

Project Information
Project Name: Amherst Central Park-South
Project Location:
Project #: H22.009.001
(Use Project name as Project #) ☐
Project Manager: Cody Martin
ALPHAQuote #:

Client Information
Client: C+S Engineers
Address: 141 Elm St, Ste100
Buffalo, NY 14203
Phone: (716) 847-1630
Fax:
Email: cmartin@cscos.com

Turn-Around Time
Standard ☒ Due Date:
Rush (only if pre approved) ☐ # of Days:

Deliverables
☐ ASP-A ☒ ASP-B
☒ EQuIS (1 File) ☐ EQuIS (4 File)
☐ Other

Billing Information
☒ Same as Client Info
PO #

Regulatory Requirement
☐ NY TOGS ☒ NY Part 375
☐ AWQ Standards ☐ NY CP-51
☐ NY Restricted Use ☐ Other
☐ NY Unrestricted Use
☐ NYC Sewer Discharge

Disposal Site Information
Please identify below location of applicable disposal facilities.
Disposal Facility:
☐ NJ ☒ NY
☐ Other:

These samples have been previously analyzed by Alpha ☐.
Other project specific requirements/comments:

Please specify Metals or TAL.

ANALYSIS

Sample Filtration
☐ Done
☐ Lab to do
Preservation
☐ Lab to do
(Please Specify below)

ALPHA Lab ID (Lab Use Only)	Sample ID	Collection Date	Collection Time	Sample Matrix	Sampler's Initials	Cadmium	TS							Sample Specific Comments	Total Bottles
07301 - 11	N-03-A	2/8/24	1025	Soil	BW	X	X								2
12	N-03-B	↓	↓	↓	↓	X	X								↓
13	N-03-C	↓	↓	↓	↓	X	X							hold	↓
14	N-03-D	↓	↓	↓	↓	X	X							hold	↓
15	N-03-E	↓	↓	↓	↓	X	X							hold	↓
16	N-04-A	↓	1020	↓	↓	X	X								↓
17	N-04-B	↓	↓	↓	↓	X	X								↓
18	N-04-C	↓	↓	↓	↓	X	X							hold	↓
19	N-04-D	↓	↓	↓	↓	X	X							hold	↓
20	N-04-E	↓	↓	↓	↓	X	X							hold	↓
					Container Type	G	P								
					Preservative	A	A								

Preservative Code:
A = None
B = HCl
C = HNO_3
D = H_2SO_4
E = NaOH
F = MeOH
G = $NaHSO_4$
H = $Na_2S_2O_3$
K/E = Zn Ac/NaOH
O = Other

Container Code
P = Plastic
A = Amber Glass
V = Vial
G = Glass
B = Bacteria Cup
C = Cube
O = Other
E = Encore
D = BOD Bottle

Westboro: Certification No: MA935
Mansfield: Certification No. MA015

Relinquished By:	Date/Time	Received By:	Date/Time
[signature]	2/8/24 1701	[signature]	2/8/24 17:00
[signature]	2/8/24 1710	[signature]	2/9/24 0115

Please print clearly, legibly and completely. Samples can not be logged in and turnaround time clock will not start until any ambiguities are resolved. BY EXECUTING THIS COC, THE CLIENT HAS READ AND AGREES TO BE BOUND BY ALPHA'S TERMS & CONDITIONS. (See reverse side.)

Form No: 01-25 HC (rev. 30-Sept-2013)

ALPHA

NEW YORK CHAIN OF CUSTODY

Westborough, MA 01581
6 Walkup Dr.
TEL: 508 898 9220
FAX: 508-898 9193

Mansfield, MA 02048
320 Forbes Blvd
TEL: 508 822 9300
FAX: 508-822-3288

Service Centers
Mahwah, NJ 07430: 35 Whitney Rd, Suite 5
Albany, NY 12205: 14 Walker Way
Tonawanda, NY 14150: 275 Cooper Ave, Suite 105

Page of

Date Rec'd in Lab: 2/9/24

ALPHA Job #: L2407301

Client Information

Client: GIS Engineers
Address: 411 Elm St, Ste 100
Buffalo, NY 14203
Phone: (716) 847-1630
Fax:
Email: cmartin@gisces.com

Project Information

Project Name: Amherst Central Park - South
Project Location:
Project #: H22.009.001
(Use Project name as Project #)
Project Manager: Cody Martin
ALPHAQuote #:

Turn-Around Time

Standard [X] Due Date:
Rush (only if pre approved) [ ] # of Days:

Deliverables

[ ] ASP-A [X] ASP-B
[X] EQuIS (1 File) [ ] EQuIS (4 File)
[ ] Other

Billing Information

[X] Same as Client Info
PO #

Regulatory Requirement

[ ] NY TOGS [X] NY Part 375
[ ] AWQ Standards [ ] NY CP-51
[ ] NY Restricted Use [ ] Other
[ ] NY Unrestricted Use
[ ] NYC Sewer Discharge

Disposal Site Information

Please identify below location of applicable disposal facilities.
Disposal Facility:
[ ] NJ [X] NY
[ ] Other

These samples have been previously analyzed by Alpha [ ]

Other project specific requirements/comments:

Please specify Metals or TAL.

ANALYSIS

Sample Filtration
[ ] Done
[ ] Lab to do
Preservation
[ ] Lab to do
(Please Specify below)

ALPHA Lab ID (Lab Use Only)	Sample ID	Collection Date	Collection Time	Sample Matrix	Sampler's Initials	Cadmium	TCL	Cyanide	HEXCR					Sample Specific Comments	Total Bottles
	SB-21-C	2/8	9:36	Soil	BW	X	X								
	SB-21-D					X	X								
	SB-21-E					X	X								
	SB-21-11ft	2/8	9:45			X	X	X	X						
	SB-17-15ft	2/8	11:20			X	X	X	X						
	E-01-D-MS	2/8	1105			X	X								
	E-01-D-MSD	2/8	1105			X	X								
	DUP-01	2/8	1105			X	X								
	DUP-02	2/8	1120			X	X								
07301-18	N-04-C-MS	2/8	1120			X	X								

Container Type: G P G G
Preservative: A A A A

Preservative Code:
A = None
B = HCl
C = HNO_3
D = H_2SO_4
E = NaOH
F = MeOH
G = $NaHSO_4$
H = $Na_2S_2O_3$
K/E = Zn Ac/NaOH
O = Other

Container Code
P = Plastic
A = Amber Glass
V = Vial
G = Glass
B = Bacteria Cup
C = Cube
O = Other
E = Encore
D = BOD Bottle

Westboro Certification No: MA935
Mansfield Certification No: MA015

Relinquished By:	Date/Time	Received By:	Date/Time
	2/8/24 1100		2/8/24 17:00
	2/8/24 17:00		2/9/24 0815

Please print clearly, legibly and completely. Samples can not be logged in and turnaround time clock will not start until any ambiguities are resolved. BY EXECUTING THIS COC, THE CLIENT HAS READ AND AGREES TO BE BOUND BY ALPHA'S TERMS & CONDITIONS. (See reverse side.)

Form No: 01-25 HC (rev. 30-Sept-2013)

ALPHA

NEW YORK CHAIN OF CUSTODY

Westborough, MA 01581 — 8 Walkup Dr. — TEL: 508-898-9220 — FAX: 508-898-9193
Mansfield, MA 02048 — 320 Forbes Blvd — TEL: 508-822-9300 — FAX: 508-822-3288

Service Centers
Mahwah, NJ 07430: 35 Whitney Rd. Suite 5
Albany, NY 12205: 14 Walker Way
Tonawanda, NY 14150: 275 Cooper Ave, Suite 105

Page of

Date Rec'd in Lab: 2/9/24

ALPHA Job #: L2407301

Client Information
Client: CS Engineers
Address: 141 Elm St, Suite 100 Buffalo, NY 14203
Phone: (716) 847-1630
Fax:
Email: CMartin@CSCOS.com

Project Information
Project Name: Amherst Central Park - South
Project Location:
Project #: H22.009.001
(Use Project name as Project #)
Project Manager: Cody Martin
ALPHAQuote #:

Turn-Around Time
Standard: X — Due Date:
Rush (only if pre-approved): — # of Days:

Deliverables
ASP A — ASP-B: X
EQuIS (1 File): X — EQuIS (4 File):
Other:

Billing Information
Same as Client Info: X
PO #:

Regulatory Requirement
NY TOGS — NY Part 375: X
AWQ Standards — NY CP-51:
NY Restricted Use — Other:
NY Unrestricted Use
NYC Sewer Discharge

Disposal Site Information
Please identify below location of applicable disposal facilities.
Disposal Facility:
NJ — NY: X
Other:

These samples have been previously analyzed by Alpha:

Other project specific requirements/comments:

Please specify Metals or TAL.

ANALYSIS

Sample Filtration
Done
Lab to do
Preservation
Lab to do
(Please Specify below)

ALPHA Lab ID (Lab Use Only)	Sample ID	Collection Date	Collection Time	Sample Matrix	Sampler's Initials	Total Metals	TS	Cadmium	Sample Specific Comments	Total Bottle
67301-18	N-04-C-MSD	2/8	1120	Soil	BW		X	X		
	E-04-C MS	2/8	1050	Soil	BW		X	X		
	E-04-C-MSD	2/8	1050	Soil	"		X	X		
	DUP-03	2/8	1050	Soil	"		X	X		
	W-02-E-MS	"	1030	Soil	"		X	X		
	W-02-E-MSD	"	"	Soil	"		X	X		
	DUP-04	"	"	Soil	"		X	X		

Preservative Code:
A = None
B = HCl
C = HNO_3
D = H_2SO_4
E = NaOH
F = MeOH
G = $NaHSO_4$
H = $Na_2S_2O_3$
K/E = CH_3COONa/OH
O = Other

Container Code
P = Plastic
A = Amber Glass
V = Vial
G = Glass
B = Bacteria Cup
C = Cube
O = Other
E = Encore
D = BOD Bottle

Westboro: Certification No: MA935
Mansfield: Certification No: MA015

Container Type		P	G						
Preservative		A	A						

Relinquished By:	Date/Time	Received By:	Date/Time
	2/8/24 1700		2/8/24 17:00
	2/8/24 17:0		2/9/24 0915

Please print clearly, legibly and completely. Samples can not be logged in and turnaround time clock will not start until any ambiguities are resolved. BY EXECUTING THIS COC, THE CLIENT HAS READ AND AGREES TO BE BOUND BY ALPHA'S TERMS & CONDITIONS. (See reverse side.)

Form No: 01-25 HC (rev. 30-Sept-2013)

ANALYTICAL REPORT

Lab Number:	L2407300
Client:	C&S Companies 141 Elm Street, Suite 100 Buffalo, NY 14203
ATTN:	Cody Martin
Phone:	(716) 847-1630
Project Name:	AMHERST CENTRAL PARK-SOUTH
Project Number:	H22.009.001
Report Date:	02/15/24

The original project report/data package is held by Alpha Analytical. This report/data package is paginated and should be reproduced only in its entirety. Alpha Analytical holds no responsibility for results and/or data that are not consistent with the original.

Certifications & Approvals: MA (M-MA086), NH NELAP (2064), CT (PH-0826), IL (200077), IN (C-MA-03), KY (KY98045), ME (MA00086), MD (348), NJ (MA935), NY (11148), NC (25700/666), OH (CL108), OR (MA-1316), PA (68-03671), RI (LAO00065), TX (T104704476), VT (VT-0935), VA (460195), USDA (Permit #525-23-122-91930).

Eight Walkup Drive, Westborough, MA 01581-1019
508-898-9220 (Fax) 508-898-9193 800-624-9220 - www.alphalab.com

Project Name: AMHERST CENTRAL PARK-SOUTH
Project Number: H22.009.001

Lab Number: L2407300
Report Date: 02/15/24

Alpha Sample ID	Client ID	Matrix	Sample Location	Collection Date/Time	Receive Date
L2407300-01	S-03-A	SOIL	Not Specified	02/08/24 10:00	02/08/24
L2407300-02	S-03-B	SOIL	Not Specified	02/08/24 10:00	02/08/24
L2407300-03	S-03-C	SOIL	Not Specified	02/08/24 10:00	02/08/24
L2407300-04	S-03-D	SOIL	Not Specified	02/08/24 10:00	02/08/24
L2407300-05	S-03-E	SOIL	Not Specified	02/08/24 10:00	02/08/24
L2407300-06	W-03-A	SOIL	Not Specified	02/08/24 10:25	02/08/24
L2407300-07	W-03-B	SOIL	Not Specified	02/08/24 10:25	02/08/24
L2407300-08	W-03-C	SOIL	Not Specified	02/08/24 10:25	02/08/24
L2407300-09	W-03-D	SOIL	Not Specified	02/08/24 10:25	02/08/24
L2407300-10	W-03-E	SOIL	Not Specified	02/08/24 10:25	02/08/24
L2407300-11	S-04-A	SOIL	Not Specified	02/08/24 10:05	02/08/24
L2407300-12	S-04-B	SOIL	Not Specified	02/08/24 10:05	02/08/24
L2407300-13	S-04-C	SOIL	Not Specified	02/08/24 10:05	02/08/24
L2407300-14	S-04-D	SOIL	Not Specified	02/08/24 10:05	02/08/24
L2407300-15	S-04-E	SOIL	Not Specified	02/08/24 10:05	02/08/24
L2407300-16	W-04-A	SOIL	Not Specified	02/08/24 10:20	02/08/24
L2407300-17	W-04-B	SOIL	Not Specified	02/08/24 10:20	02/08/24
L2407300-18	W-04-C	SOIL	Not Specified	02/08/24 10:20	02/08/24
L2407300-19	W-04-D	SOIL	Not Specified	02/08/24 10:20	02/08/24
L2407300-20	W-04-E	SOIL	Not Specified	02/08/24 10:20	02/08/24

Project Name:	AMHERST CENTRAL PARK-SOUTH	**Lab Number:**	L2407300
Project Number:	H22.009.001	**Report Date:**	02/15/24

Case Narrative

The samples were received in accordance with the Chain of Custody and no significant deviations were encountered during the preparation or analysis unless otherwise noted. Sample Receipt, Container Information, and the Chain of Custody are located at the back of the report.

Results contained within this report relate only to the samples submitted under this Alpha Lab Number and meet NELAP requirements for all NELAP accredited parameters unless otherwise noted in the following narrative. The data presented in this report is organized by parameter (i.e. VOC, SVOC, etc.). Sample specific Quality Control data (i.e. Surrogate Spike Recovery) is reported at the end of the target analyte list for each individual sample, followed by the Laboratory Batch Quality Control at the end of each parameter. Tentatively Identified Compounds (TICs), if requested, are reported for compounds identified to be present and are not part of the method/program Target Compound List, even if only a subset of the TCL are being reported. If a sample was re-analyzed or re-extracted due to a required quality control corrective action and if both sets of data are reported, the Laboratory ID of the re-analysis or re-extraction is designated with an "R" or "RE", respectively.

When multiple Batch Quality Control elements are reported (e.g. more than one LCS), the associated samples for each element are noted in the grey shaded header line of each data table. Any Laboratory Batch, Sample Specific % recovery or RPD value that is outside the listed Acceptance Criteria is bolded in the report. In reference to questions H (CAM) or 4 (RCP) when "NO" is checked, the performance criteria for CAM and RCP methods allow for some quality control failures to occur and still be within method compliance. In these instances, the specific failure is not narrated but noted in the associated QC Outlier Summary Report, located directly after the Case Narrative. QC information is also incorporated in the Data Usability Assessment table (Format 11) of our Data Merger tool, where it can be reviewed in conjunction with the sample result, associated regulatory criteria and any associated data usability implications.

Soil/sediments, solids and tissues are reported on a dry weight basis unless otherwise noted. Definitions of all data qualifiers and acronyms used in this report are provided in the Glossary located at the back of the report.

HOLD POLICY - For samples submitted on hold, Alpha's policy is to hold samples (with the exception of Air canisters) free of charge for 21 calendar days from the date the project is completed. After 21 calendar days, we will dispose of all samples submitted including those put on hold unless you have contacted your Alpha Project Manager and made arrangements for Alpha to continue to hold the samples. Air canisters will be disposed after 3 business days from the date the project is completed.

Please contact Project Management at 800-624-9220 with any questions.

Project Name:	AMHERST CENTRAL PARK-SOUTH	**Lab Number:**	L2407300
Project Number:	H22.009.001	**Report Date:**	02/15/24

Case Narrative (continued)

Report Submission

All non-detect (ND) or estimated concentrations (J-qualified) have been quantitated to the limit noted in the MDL column.

I, the undersigned, attest under the pains and penalties of perjury that, to the best of my knowledge and belief and based upon my personal inquiry of those responsible for providing the information contained in this analytical report, such information is accurate and complete. This certificate of analysis is not complete unless this page accompanies any and all pages of this report.

Authorized Signature: Cristin Walker

Title: Technical Director/Representative Date: 02/15/24

METALS

Project Name: AMHERST CENTRAL PARK-SOUTH **Lab Number:** L2407300

Project Number: H22.009.001 **Report Date:** 02/15/24

SAMPLE RESULTS

Lab ID: L2407300-01 Date Collected: 02/08/24 10:00

Client ID: S-03-A Date Received: 02/08/24

Sample Location: Not Specified Field Prep: Not Specified

Sample Depth:

Matrix: Soil

Percent Solids: 63%

Parameter	Result	Qualifier	Units	RL	MDL	Dilution Factor	Date Prepared	Date Analyzed	Prep Method	Analytical Method	Analyst
Total Metals - Mansfield Lab											
Cadmium, Total	15.3		mg/kg	0.615	0.060	1	02/15/24 01:52	02/15/24 09:22	EPA 3050B	1,6010D	DHL

Project Name: AMHERST CENTRAL PARK-SOUTH **Lab Number:** L2407300

Project Number: H22.009.001 **Report Date:** 02/15/24

SAMPLE RESULTS

Lab ID: L2407300-02 Date Collected: 02/08/24 10:00

Client ID: S-03-B Date Received: 02/08/24

Sample Location: Not Specified Field Prep: Not Specified

Sample Depth:

Matrix: Soil

Percent Solids: 77%

Parameter	Result	Qualifier	Units	RL	MDL	Dilution Factor	Date Prepared	Date Analyzed	Prep Method	Analytical Method	Analyst
Total Metals - Mansfield Lab											
Cadmium, Total	4.41		mg/kg	0.509	0.050	1	02/15/24 01:52	02/15/24 09:50	EPA 3050B	1,6010D	DHL

Project Name: AMHERST CENTRAL PARK-SOUTH **Lab Number:** L2407300

Project Number: H22.009.001 **Report Date:** 02/15/24

SAMPLE RESULTS

Lab ID: L2407300-06 Date Collected: 02/08/24 10:25

Client ID: W-03-A Date Received: 02/08/24

Sample Location: Not Specified Field Prep: Not Specified

Sample Depth:

Matrix: Soil

Percent Solids: 72%

Parameter	Result	Qualifier	Units	RL	MDL	Dilution Factor	Date Prepared	Date Analyzed	Prep Method	Analytical Method	Analyst
Total Metals - Mansfield Lab											
Cadmium, Total	6.61		mg/kg	0.552	0.054	1	02/15/24 01:52	02/15/24 09:54	EPA 3050B	1,6010D	DHL

Project Name: AMHERST CENTRAL PARK-SOUTH **Lab Number:** L2407300

Project Number: H22.009.001 **Report Date:** 02/15/24

SAMPLE RESULTS

Lab ID: L2407300-07 Date Collected: 02/08/24 10:25

Client ID: W-03-B Date Received: 02/08/24

Sample Location: Not Specified Field Prep: Not Specified

Sample Depth:

Matrix: Soil

Percent Solids: 74%

Parameter	Result	Qualifier	Units	RL	MDL	Dilution Factor	Date Prepared	Date Analyzed	Prep Method	Analytical Method	Analyst
Total Metals - Mansfield Lab											
Cadmium, Total	1.08		mg/kg	0.521	0.051	1	02/15/24 01:52	02/15/24 09:57	EPA 3050B	1,6010D	DHL

Project Name: AMHERST CENTRAL PARK-SOUTH **Lab Number:** L2407300

Project Number: H22.009.001 **Report Date:** 02/15/24

SAMPLE RESULTS

Lab ID: L2407300-11 Date Collected: 02/08/24 10:05

Client ID: S-04-A Date Received: 02/08/24

Sample Location: Not Specified Field Prep: Not Specified

Sample Depth:

Matrix: Soil

Percent Solids: 79%

Parameter	Result	Qualifier	Units	RL	MDL	Dilution Factor	Date Prepared	Date Analyzed	Prep Method	Analytical Method	Analyst
Total Metals - Mansfield Lab											
Cadmium, Total	4.81		mg/kg	0.502	0.049	1	02/15/24 01:52	02/15/24 10:00	EPA 3050B	1,6010D	DHL

Project Name: AMHERST CENTRAL PARK-SOUTH **Lab Number:** L2407300

Project Number: H22.009.001 **Report Date:** 02/15/24

SAMPLE RESULTS

Lab ID: L2407300-12 Date Collected: 02/08/24 10:05

Client ID: S-04-B Date Received: 02/08/24

Sample Location: Not Specified Field Prep: Not Specified

Sample Depth:

Matrix: Soil

Percent Solids: 81%

Parameter	Result	Qualifier	Units	RL	MDL	Dilution Factor	Date Prepared	Date Analyzed	Prep Method	Analytical Method	Analyst
Total Metals - Mansfield Lab											
Cadmium, Total	0.241	J	mg/kg	0.480	0.047	1	02/15/24 01:52	02/15/24 10:03	EPA 3050B	1,6010D	DHL

Project Name: AMHERST CENTRAL PARK-SOUTH **Lab Number:** L2407300

Project Number: H22.009.001 **Report Date:** 02/15/24

SAMPLE RESULTS

Lab ID: L2407300-16 Date Collected: 02/08/24 10:20

Client ID: W-04-A Date Received: 02/08/24

Sample Location: Not Specified Field Prep: Not Specified

Sample Depth:

Matrix: Soil

Percent Solids: 74%

Parameter	Result	Qualifier	Units	RL	MDL	Dilution Factor	Date Prepared	Date Analyzed	Prep Method	Analytical Method	Analyst
Total Metals - Mansfield Lab											
Cadmium, Total	5.35		mg/kg	0.526	0.052	1	02/15/24 01:52	02/15/24 10:06	EPA 3050B	1,6010D	DHL

Project Name: AMHERST CENTRAL PARK-SOUTH **Lab Number:** L2407300

Project Number: H22.009.001 **Report Date:** 02/15/24

SAMPLE RESULTS

Lab ID: L2407300-17 Date Collected: 02/08/24 10:20

Client ID: W-04-B Date Received: 02/08/24

Sample Location: Not Specified Field Prep: Not Specified

Sample Depth:

Matrix: Soil

Percent Solids: 75%

Parameter	Result	Qualifier	Units	RL	MDL	Dilution Factor	Date Prepared	Date Analyzed	Prep Method	Analytical Method	Analyst
Total Metals - Mansfield Lab											
Cadmium, Total	1.43		mg/kg	0.528	0.052	1	02/15/24 01:52	02/15/24 10:10	EPA 3050B	1,6010D	DHL

Project Name: AMHERST CENTRAL PARK-SOUTH **Lab Number:** L2407300

Project Number: H22.009.001 **Report Date:** 02/15/24

Method Blank Analysis
Batch Quality Control

Parameter	Result	Qualifier	Units	RL	MDL	Dilution Factor	Date Prepared	Date Analyzed	Analytical Method	Analyst
Total Metals - Mansfield Lab for sample(s): 01-02,06-07,11-12,16-17 Batch: WG1884711-1										
Cadmium, Total	ND		mg/kg	0.400	0.039	1	02/15/24 01:52	02/15/24 09:06	1,6010D	DHL

Prep Information

Digestion Method: EPA 3050B

Lab Control Sample Analysis

Batch Quality Control

Project Name: AMHERST CENTRAL PARK-SOUTH

Project Number: H22.009.001

Lab Number: L2407300

Report Date: 02/15/24

Parameter	LCS %Recovery	Qual	LCSD %Recovery	Qual	%Recovery Limits	RPD	Qual	RPD Limits
Total Metals - Mansfield Lab Associated sample(s): 01-02,06-07,11-12,16-17 Batch: WG1884711-2 SRM Lot Number: D122-540								
Cadmium, Total	94		-		83-117	-		

Matrix Spike Analysis
Batch Quality Control

Project Name: AMHERST CENTRAL PARK-SOUTH
Project Number: H22.009.001

Lab Number: L2407300
Report Date: 02/15/24

Parameter	Native Sample	MS Added	MS Found	MS %Recovery	Qual	MSD Found	MSD %Recovery	Qual	Recovery Limits	RPD	Qual	RPD Limits
Total Metals - Mansfield Lab Associated sample(s): 01-02,06-07,11-12,16-17 QC Batch ID: WG1884711-3 QC Sample: L2407300-01 Client ID: S-03-A												
Cadmium, Total	15.3	6.63	22.3	106		-	-		75-125	-		20

Lab Duplicate Analysis

Batch Quality Control

Project Name: AMHERST CENTRAL PARK-SOUTH

Project Number: H22.009.001

Lab Number: L2407300

Report Date: 02/15/24

Parameter	Native Sample	Duplicate Sample	Units	RPD	Qual	RPD Limits
Total Metals - Mansfield Lab Associated sample(s): 01-02,06-07,11-12,16-17 QC Batch ID: WG1884711-4 QC Sample: L2407300-01 Client ID: S-03-A						
Cadmium, Total	15.3	15.7	mg/kg	3		20

INORGANICS
&
MISCELLANEOUS

Project Name: AMHERST CENTRAL PARK-SOUTH
Project Number: H22.009.001

Lab Number: L2407300
Report Date: 02/15/24

SAMPLE RESULTS

Lab ID: L2407300-01
Client ID: S-03-A
Sample Location: Not Specified

Date Collected: 02/08/24 10:00
Date Received: 02/08/24
Field Prep: Not Specified

Sample Depth:
Matrix: Soil

Parameter	Result	Qualifier	Units	RL	MDL	Dilution Factor	Date Prepared	Date Analyzed	Analytical Method	Analyst
General Chemistry - Westborough Lab										
Solids, Total	62.8		%	0.100	NA	1	-	02/10/24 10:23	121,2540G	ROI

Project Name: AMHERST CENTRAL PARK-SOUTH
Project Number: H22.009.001
Lab Number: L2407300
Report Date: 02/15/24

SAMPLE RESULTS

Lab ID: L2407300-02
Client ID: S-03-B
Sample Location: Not Specified
Sample Depth:
Matrix: Soil

Date Collected: 02/08/24 10:00
Date Received: 02/08/24
Field Prep: Not Specified

Parameter	Result	Qualifier	Units	RL	MDL	Dilution Factor	Date Prepared	Date Analyzed	Analytical Method	Analyst
General Chemistry - Westborough Lab										
Solids, Total	76.9		%	0.100	NA	1	-	02/10/24 10:23	121,2540G	ROI

Project Name: AMHERST CENTRAL PARK-SOUTH
Project Number: H22.009.001
Lab Number: L2407300
Report Date: 02/15/24

SAMPLE RESULTS

Lab ID: L2407300-06
Client ID: W-03-A
Sample Location: Not Specified
Sample Depth:
Matrix: Soil

Date Collected: 02/08/24 10:25
Date Received: 02/08/24
Field Prep: Not Specified

Parameter	Result	Qualifier	Units	RL	MDL	Dilution Factor	Date Prepared	Date Analyzed	Analytical Method	Analyst
General Chemistry - Westborough Lab										
Solids, Total	71.7		%	0.100	NA	1	-	02/10/24 10:23	121,2540G	ROI

Project Name: AMHERST CENTRAL PARK-SOUTH
Project Number: H22.009.001
Lab Number: L2407300
Report Date: 02/15/24

SAMPLE RESULTS

Lab ID: L2407300-07
Client ID: W-03-B
Sample Location: Not Specified
Sample Depth:
Matrix: Soil

Date Collected: 02/08/24 10:25
Date Received: 02/08/24
Field Prep: Not Specified

Parameter	Result	Qualifier	Units	RL	MDL	Dilution Factor	Date Prepared	Date Analyzed	Analytical Method	Analyst
General Chemistry - Westborough Lab										
Solids, Total	74.0		%	0.100	NA	1	-	02/10/24 10:23	121,2540G	ROI

Project Name: AMHERST CENTRAL PARK-SOUTH
Project Number: H22.009.001

Lab Number: L2407300
Report Date: 02/15/24

SAMPLE RESULTS

Lab ID: L2407300-11
Client ID: S-04-A
Sample Location: Not Specified

Date Collected: 02/08/24 10:05
Date Received: 02/08/24
Field Prep: Not Specified

Sample Depth:
Matrix: Soil

Parameter	Result	Qualifier	Units	RL	MDL	Dilution Factor	Date Prepared	Date Analyzed	Analytical Method	Analyst
General Chemistry - Westborough Lab										
Solids, Total	78.6		%	0.100	NA	1	-	02/10/24 10:23	121,2540G	ROI

Project Name: AMHERST CENTRAL PARK-SOUTH
Project Number: H22.009.001
Lab Number: L2407300
Report Date: 02/15/24

SAMPLE RESULTS

Lab ID: L2407300-12
Client ID: S-04-B
Sample Location: Not Specified
Sample Depth:
Matrix: Soil

Date Collected: 02/08/24 10:05
Date Received: 02/08/24
Field Prep: Not Specified

Parameter	Result	Qualifier	Units	RL	MDL	Dilution Factor	Date Prepared	Date Analyzed	Analytical Method	Analyst
General Chemistry - Westborough Lab										
Solids, Total	81.4		%	0.100	NA	1	-	02/10/24 10:23	121,2540G	ROI

Project Name: AMHERST CENTRAL PARK-SOUTH
Project Number: H22.009.001
Lab Number: L2407300
Report Date: 02/15/24

SAMPLE RESULTS

Lab ID: L2407300-16
Client ID: W-04-A
Sample Location: Not Specified
Sample Depth:
Matrix: Soil

Date Collected: 02/08/24 10:20
Date Received: 02/08/24
Field Prep: Not Specified

Parameter	Result	Qualifier	Units	RL	MDL	Dilution Factor	Date Prepared	Date Analyzed	Analytical Method	Analyst
General Chemistry - Westborough Lab										
Solids, Total	74.4		%	0.100	NA	1	-	02/10/24 10:23	121,2540G	ROI

Project Name: AMHERST CENTRAL PARK-SOUTH
Project Number: H22.009.001

Lab Number: L2407300
Report Date: 02/15/24

SAMPLE RESULTS

Lab ID: L2407300-17
Client ID: W-04-B
Sample Location: Not Specified

Date Collected: 02/08/24 10:20
Date Received: 02/08/24
Field Prep: Not Specified

Sample Depth:
Matrix: Soil

Parameter	Result	Qualifier	Units	RL	MDL	Dilution Factor	Date Prepared	Date Analyzed	Analytical Method	Analyst
General Chemistry - Westborough Lab										
Solids, Total	75.1		%	0.100	NA	1	-	02/10/24 10:23	121,2540G	ROI

Lab Duplicate Analysis

Batch Quality Control

Project Name: AMHERST CENTRAL PARK-SOUTH

Project Number: H22.009.001

Lab Number: L2407300

Report Date: 02/15/24

Parameter	Native Sample	Duplicate Sample	Units	RPD	Qual	RPD Limits
General Chemistry - Westborough Lab Associated sample(s): 01-02,06-07,11-12,16-17 QC Batch ID: WG1883776-1 QC Sample: L2407319-04 Client ID: DUP Sample						
Solids, Total	80.0	80.4	%	0		20

Project Name: AMHERST CENTRAL PARK-SOUTH
Project Number: H22.009.001

Lab Number: L2407300
Report Date: 02/15/24

Sample Receipt and Container Information

Were project specific reporting limits specified? YES

Cooler Information

Cooler	Custody Seal
A	Absent
B	Absent

Container Information

Container ID	Container Type	Cooler	Initial pH	Final pH	Temp deg C	Pres	Seal	Frozen Date/Time	Analysis(*)
L2407300-01A	Plastic 2oz unpreserved for TS	B	NA		3.7	Y	Absent		TS(7)
L2407300-01B	Metals Only-Glass 60mL/2oz unpreserved	A	NA		3.8	Y	Absent		CD-TI(180)
L2407300-02A	Plastic 2oz unpreserved for TS	B	NA		3.7	Y	Absent		TS(7)
L2407300-02B	Metals Only-Glass 60mL/2oz unpreserved	A	NA		3.8	Y	Absent		CD-TI(180)
L2407300-03A	Plastic 2oz unpreserved for TS	B	NA		3.7	Y	Absent		HOLD-WETCHEM()
L2407300-03B	Metals Only-Glass 60mL/2oz unpreserved	A	NA		3.8	Y	Absent		HOLD-METAL(180)
L2407300-04A	Plastic 2oz unpreserved for TS	B	NA		3.7	Y	Absent		HOLD-WETCHEM()
L2407300-04B	Metals Only-Glass 60mL/2oz unpreserved	A	NA		3.8	Y	Absent		HOLD-METAL(180)
L2407300-05A	Plastic 2oz unpreserved for TS	B	NA		3.7	Y	Absent		HOLD-WETCHEM()
L2407300-05B	Metals Only-Glass 60mL/2oz unpreserved	A	NA		3.8	Y	Absent		HOLD-METAL(180)
L2407300-06A	Plastic 2oz unpreserved for TS	B	NA		3.7	Y	Absent		TS(7)
L2407300-06B	Metals Only-Glass 60mL/2oz unpreserved	A	NA		3.8	Y	Absent		CD-TI(180)
L2407300-07A	Plastic 2oz unpreserved for TS	B	NA		3.7	Y	Absent		TS(7)
L2407300-07B	Metals Only-Glass 60mL/2oz unpreserved	A	NA		3.8	Y	Absent		CD-TI(180)
L2407300-08A	Plastic 2oz unpreserved for TS	B	NA		3.7	Y	Absent		HOLD-WETCHEM()
L2407300-08B	Metals Only-Glass 60mL/2oz unpreserved	A	NA		3.8	Y	Absent		HOLD-METAL(180)
L2407300-09A	Plastic 2oz unpreserved for TS	B	NA		3.7	Y	Absent		HOLD-WETCHEM()
L2407300-09B	Metals Only-Glass 60mL/2oz unpreserved	A	NA		3.8	Y	Absent		HOLD-METAL(180)
L2407300-10A	Plastic 2oz unpreserved for TS	B	NA		3.7	Y	Absent		HOLD-WETCHEM()
L2407300-10B	Metals Only-Glass 60mL/2oz unpreserved	A	NA		3.8	Y	Absent		HOLD-METAL(180)
L2407300-11A	Plastic 2oz unpreserved for TS	B	NA		3.7	Y	Absent		TS(7)
L2407300-11B	Metals Only-Glass 60mL/2oz unpreserved	A	NA		3.8	Y	Absent		CD-TI(180)

*Values in parentheses indicate holding time in days

Project Name: AMHERST CENTRAL PARK-SOUTH
Project Number: H22.009.001

Lab Number: L2407300
Report Date: 02/15/24

Container Information

Container ID	Container Type	Cooler	Initial pH	Final pH	Temp deg C	Pres	Seal	Frozen Date/Time	Analysis(*)
L2407300-12A	Plastic 2oz unpreserved for TS	B	NA		3.7	Y	Absent		TS(7)
L2407300-12B	Metals Only-Glass 60mL/2oz unpreserved	A	NA		3.8	Y	Absent		CD-TI(180)
L2407300-13A	Plastic 2oz unpreserved for TS	B	NA		3.7	Y	Absent		HOLD-WETCHEM()
L2407300-13B	Metals Only-Glass 60mL/2oz unpreserved	A	NA		3.8	Y	Absent		HOLD-METAL(180)
L2407300-14A	Plastic 2oz unpreserved for TS	B	NA		3.7	Y	Absent		HOLD-WETCHEM()
L2407300-14B	Metals Only-Glass 60mL/2oz unpreserved	A	NA		3.8	Y	Absent		HOLD-METAL(180)
L2407300-15A	Plastic 2oz unpreserved for TS	B	NA		3.7	Y	Absent		HOLD-WETCHEM()
L2407300-15B	Metals Only-Glass 60mL/2oz unpreserved	A	NA		3.8	Y	Absent		HOLD-METAL(180)
L2407300-16A	Plastic 2oz unpreserved for TS	B	NA		3.7	Y	Absent		TS(7)
L2407300-16B	Metals Only-Glass 60mL/2oz unpreserved	A	NA		3.8	Y	Absent		CD-TI(180)
L2407300-17A	Plastic 2oz unpreserved for TS	B	NA		3.7	Y	Absent		TS(7)
L2407300-17B	Metals Only-Glass 60mL/2oz unpreserved	A	NA		3.8	Y	Absent		CD-TI(180)
L2407300-18A	Plastic 2oz unpreserved for TS	B	NA		3.7	Y	Absent		HOLD-WETCHEM()
L2407300-18B	Metals Only-Glass 60mL/2oz unpreserved	A	NA		3.8	Y	Absent		HOLD-METAL(180)
L2407300-19A	Plastic 2oz unpreserved for TS	B	NA		3.7	Y	Absent		HOLD-WETCHEM()
L2407300-19B	Metals Only-Glass 60mL/2oz unpreserved	A	NA		3.8	Y	Absent		HOLD-METAL(180)
L2407300-20A	Plastic 2oz unpreserved for TS	B	NA		3.7	Y	Absent		HOLD-WETCHEM()
L2407300-20B	Metals Only-Glass 60mL/2oz unpreserved	A	NA		3.8	Y	Absent		HOLD-METAL(180)

*Values in parentheses indicate holding time in days

Project Name:	AMHERST CENTRAL PARK-SOUTH	**Lab Number:**	L2407300
Project Number:	H22.009.001	**Report Date:**	02/15/24

GLOSSARY

Acronyms

DL - Detection Limit: This value represents the level to which target analyte concentrations are reported as estimated values, when those target analyte concentrations are quantified below the limit of quantitation (LOQ). The DL includes any adjustments from dilutions, concentrations or moisture content, where applicable. (DoD report formats only.)

EDL - Estimated Detection Limit: This value represents the level to which target analyte concentrations are reported as estimated values, when those target analyte concentrations are quantified below the reporting limit (RL). The EDL includes any adjustments from dilutions, concentrations or moisture content, where applicable. The use of EDLs is specific to the analysis of PAHs using Solid-Phase Microextraction (SPME).

EMPC - Estimated Maximum Possible Concentration: The concentration that results from the signal present at the retention time of an analyte when the ions meet all of the identification criteria except the ion abundance ratio criteria. An EMPC is a worst-case estimate of the concentration.

EPA - Environmental Protection Agency.

LCS - Laboratory Control Sample: A sample matrix, free from the analytes of interest, spiked with verified known amounts of analytes or a material containing known and verified amounts of analytes.

LCSD - Laboratory Control Sample Duplicate: Refer to LCS.

LFB - Laboratory Fortified Blank: A sample matrix, free from the analytes of interest, spiked with verified known amounts of analytes or a material containing known and verified amounts of analytes.

LOD - Limit of Detection: This value represents the level to which a target analyte can reliably be detected for a specific analyte in a specific matrix by a specific method. The LOD includes any adjustments from dilutions, concentrations or moisture content, where applicable. (DoD report formats only.)

LOQ - Limit of Quantitation: The value at which an instrument can accurately measure an analyte at a specific concentration. The LOQ includes any adjustments from dilutions, concentrations or moisture content, where applicable. (DoD report formats only.)

Limit of Quantitation: The value at which an instrument can accurately measure an analyte at a specific concentration. The LOQ includes any adjustments from dilutions, concentrations or moisture content, where applicable. (DoD report formats only.)

MDL - Method Detection Limit: This value represents the level to which target analyte concentrations are reported as estimated values, when those target analyte concentrations are quantified below the reporting limit (RL). The MDL includes any adjustments from dilutions, concentrations or moisture content, where applicable.

MS - Matrix Spike Sample: A sample prepared by adding a known mass of target analyte to a specified amount of matrix sample for which an independent estimate of target analyte concentration is available. For Method 332.0, the spike recovery is calculated using the native concentration, including estimated values.

MSD - Matrix Spike Sample Duplicate: Refer to MS.

NA - Not Applicable.

NC - Not Calculated: Term is utilized when one or more of the results utilized in the calculation are non-detect at the parameter's reporting unit.

NDPA/DPA - N-Nitrosodiphenylamine/Diphenylamine.

NI - Not Ignitable.

NP - Non-Plastic: Term is utilized for the analysis of Atterberg Limits in soil.

NR - No Results: Term is utilized when 'No Target Compounds Requested' is reported for the analysis of Volatile or Semivolatile Organic TIC only requests.

RL - Reporting Limit: The value at which an instrument can accurately measure an analyte at a specific concentration. The RL includes any adjustments from dilutions, concentrations or moisture content, where applicable.

RPD - Relative Percent Difference: The results from matrix and/or matrix spike duplicates are primarily designed to assess the precision of analytical results in a given matrix and are expressed as relative percent difference (RPD). Values which are less than five times the reporting limit for any individual parameter are evaluated by utilizing the absolute difference between the values; although the RPD value will be provided in the report.

SRM - Standard Reference Material: A reference sample of a known or certified value that is of the same or similar matrix as the associated field samples.

STLP - Semi-dynamic Tank Leaching Procedure per EPA Method 1315.

TEF - Toxic Equivalency Factors: The values assigned to each dioxin and furan to evaluate their toxicity relative to 2,3,7,8-TCDD.

TEQ - Toxic Equivalent: The measure of a sample's toxicity derived by multiplying each dioxin and furan by its corresponding TEF and then summing the resulting values.

TIC - Tentatively Identified Compound: A compound that has been identified to be present and is not part of the target compound list (TCL) for the method and/or program. All TICs are qualitatively identified and reported as estimated concentrations.

Report Format: DU Report with 'J' Qualifiers

Project Name:	AMHERST CENTRAL PARK-SOUTH	**Lab Number:**	L2407300
Project Number:	H22.009.001	**Report Date:**	02/15/24

Footnotes

1 - The reference for this analyte should be considered modified since this analyte is absent from the target analyte list of the original method.

Terms

Analytical Method: Both the document from which the method originates and the analytical reference method. (Example: EPA 8260B is shown as 1,8260B.) The codes for the reference method documents are provided in the References section of the Addendum.

Chlordane: The target compound Chlordane (CAS No. 57-74-9) is reported for GC ECD analyses. Per EPA,this compound "refers to a mixture of chlordane isomers, other chlorinated hydrocarbons and numerous other components." (Reference: USEPA Toxicological Review of Chlordane, In Support of Summary Information on the Integrated Risk Information System (IRIS), December 1997.)

Difference: With respect to Total Oxidizable Precursor (TOP) Assay analysis, the difference is defined as the Post-Treatment value minus the Pre-Treatment value.

Final pH: As it pertains to Sample Receipt & Container Information section of the report, Final pH reflects pH of container determined after adjustment at the laboratory, if applicable. If no adjustment required, value reflects Initial pH.

Frozen Date/Time: With respect to Volatile Organics in soil, Frozen Date/Time reflects the date/time at which associated Reagent Water-preserved vials were initially frozen. Note: If frozen date/time is beyond 48 hours from sample collection, value will be reflected in 'bold'.

Gasoline Range Organics (GRO): Gasoline Range Organics (GRO) results include all chromatographic peaks eluting from Methyl tert butyl ether through Naphthalene, with the exception of GRO analysis in support of State of Ohio programs, which includes all chromatographic peaks eluting from Hexane through Dodecane.

Initial pH: As it pertains to Sample Receipt & Container Information section of the report, Initial pH reflects pH of container determined upon receipt, if applicable.

PAH Total: With respect to Alkylated PAH analyses, the 'PAHs, Total' result is defined as the summation of results for all or a subset of the following compounds: Naphthalene, C1-C4 Naphthalenes, 2-Methylnaphthalene, 1-Methylnaphthalene, Biphenyl, Acenaphthylene, Acenaphthene, Fluorene, C1-C3 Fluorenes, Phenanthrene, C1-C4 Phenanthrenes/Anthracenes, Anthracene, Fluoranthene, Pyrene, C1-C4 Fluoranthenes/Pyrenes, Benz(a)anthracene, Chrysene, C1-C4 Chrysenes, Benzo(b)fluoranthene, Benzo(j)+(k)fluoranthene, Benzo(e)pyrene, Benzo(a)pyrene, Perylene, Indeno(1,2,3-cd)pyrene, Dibenz(ah)+(ac)anthracene, Benzo(g,h,i)perylene. If a 'Total' result is requested, the results of its individual components will also be reported.

PFAS Total: With respect to PFAS analyses, the 'PFAS, Total (5)' result is defined as the summation of results for: PFHpA, PFHxS, PFOA, PFNA and PFOS. In addition, the 'PFAS, Total (6)' result is defined as the summation of results for: PFHpA, PFHxS, PFOA, PFNA, PFDA and PFOS. For MassDEP DW compliance analysis only, the 'PFAS, Total (6)' result is defined as the summation of results at or above the RL. Note: If a 'Total' result is requested, the results of its individual components will also be reported.

Total: With respect to Organic analyses, a 'Total' result is defined as the summation of results for individual isomers or Aroclors. If a 'Total' result is requested, the results of its individual components will also be reported. This is applicable to 'Total' results for methods 8260, 8081 and 8082.

Data Qualifiers

A - Spectra identified as "Aldol Condensates" are byproducts of the extraction/concentration procedures when acetone is introduced in the process.

B - The analyte was detected above the reporting limit in the associated method blank. Flag only applies to associated field samples that have detectable concentrations of the analyte at less than ten times (10x) the concentration found in the blank. For MCP-related projects, flag only applies to associated field samples that have detectable concentrations of the analyte at less than ten times (10x) the concentration found in the blank. For DOD-related projects, flag only applies to associated field samples that have detectable concentrations of the analyte at less than ten times (10x) the concentration found in the blank AND the analyte was detected above one-half the reporting limit (or above the reporting limit for common lab contaminants) in the associated method blank. For NJ-Air-related projects, flag only applies to associated field samples that have detectable concentrations of the analyte above the reporting limit. For NJ-related projects (excluding Air), flag only applies to associated field samples that have detectable concentrations of the analyte, which was detected above the reporting limit in the associated method blank or above five times the reporting limit for common lab contaminants (Phthalates, Acetone, Methylene Chloride, 2-Butanone).

C - Co-elution: The target analyte co-elutes with a known lab standard (i.e. surrogate, internal standards, etc.) for co-extracted analyses.

D - Concentration of analyte was quantified from diluted analysis. Flag only applies to field samples that have detectable concentrations of the analyte.

E - Concentration of analyte exceeds the range of the calibration curve and/or linear range of the instrument.

F - The ratio of quantifier ion response to qualifier ion response falls outside of the laboratory criteria. Results are considered to be an estimated maximum concentration.

G - The concentration may be biased high due to matrix interferences (i.e, co-elution) with non-target compound(s). The result should be considered estimated.

H - The analysis of pH was performed beyond the regulatory-required holding time of 15 minutes from the time of sample collection.

I - The lower value for the two columns has been reported due to obvious interference.

J - Estimated value. The Target analyte concentration is below the quantitation limit (RL), but above the Method Detection Limit (MDL) or Estimated Detection Limit (EDL) for SPME-related analyses. This represents an estimated concentration for Tentatively

Report Format: DU Report with 'J' Qualifiers

Project Name:	AMHERST CENTRAL PARK-SOUTH	**Lab Number:**	L2407300
Project Number:	H22.009.001	**Report Date:**	02/15/24

Data Qualifiers

Identified Compounds (TICs). For calculated parameters, this represents that one or more values used in the calculation were estimated.

M - Reporting Limit (RL) exceeds the MCP CAM Reporting Limit for this analyte.

ND - Not detected at the method detection limit (MDL) for the sample, or estimated detection limit (EDL) for SPME-related analyses.

NJ - Presumptive evidence of compound. This represents an estimated concentration for Tentatively Identified Compounds (TICs), where the identification is based on a mass spectral library search.

P - The RPD between the results for the two columns exceeds the method-specified criteria.

Q - The quality control sample exceeds the associated acceptance criteria. For DOD-related projects, LCS and/or Continuing Calibration Standard exceedences are also qualified on all associated sample results. Note: This flag is not applicable for matrix spike recoveries when the sample concentration is greater than 4x the spike added or for batch duplicate RPD when the sample concentrations are less than 5x the RL. (Metals only.)

R - Analytical results are from sample re-analysis.

RE - Analytical results are from sample re-extraction.

S - Analytical results are from modified screening analysis.

V - The surrogate associated with this target analyte has a recovery outside the QC acceptance limits. (Applicable to MassDEP DW Compliance samples only.)

Z - The batch matrix spike and/or duplicate associated with this target analyte has a recovery/RPD outside the QC acceptance limits. (Applicable to MassDEP DW Compliance samples only.)

Project Name:	AMHERST CENTRAL PARK-SOUTH	**Lab Number:**	L2407300
Project Number:	H22.009.001	**Report Date:**	02/15/24

REFERENCES

1 Test Methods for Evaluating Solid Waste: Physical/Chemical Methods. EPA SW-846. Third Edition. Updates I - VI, 2018.

121 Standard Methods for the Examination of Water and Wastewater. APHA-AWWA-WEF. Standard Methods Online.

LIMITATION OF LIABILITIES

Alpha Analytical performs services with reasonable care and diligence normal to the analytical testing laboratory industry. In the event of an error, the sole and exclusive responsibility of Alpha Analytical shall be to re-perform the work at it's own expense. In no event shall Alpha Analytical be held liable for any incidental, consequential or special damages, including but not limited to, damages in any way connected with the use of, interpretation of, information or analysis provided by Alpha Analytical.

We strongly urge our clients to comply with EPA protocol regarding sample volume, preservation, cooling, containers, sampling procedures, holding time and splitting of samples in the field.

Certification Information

The following analytes are not included in our Primary NELAP Scope of Accreditation:

Westborough Facility
EPA 624.1: m/p-xylene, o-xylene, Naphthalene
EPA 625.1: alpha-Terpineol
EPA 8260D: NPW: 1,2,4,5-Tetramethylbenzene; 4-Ethyltoluene, Azobenzene; SCM: Iodomethane (methyl iodide), 1,2,4,5-Tetramethylbenzene; 4-Ethyltoluene.
EPA 8270E: NPW: Dimethylnaphthalene,1,4-Diphenylhydrazine, alpha-Terpineol; SCM: Dimethylnaphthalene,1,4-Diphenylhydrazine.
SM4500: NPW: Amenable Cyanide; SCM: Total Phosphorus, TKN, NO2, NO3.

Mansfield Facility
SM 2540D: TSS.
EPA TO-15: Halothane, 2,4,4-Trimethyl-2-pentene, 2,4,4-Trimethyl-1-pentene, Thiophene, 2-Methylthiophene, 3-Methylthiophene, 2-Ethylthiophene, 1,2,3-Trimethylbenzene, Indan, Indene, 1,2,4,5-Tetramethylbenzene, Benzothiophene, 1-Methylnaphthalene.
Biological Tissue Matrix: EPA 3050B

The following analytes are included in our Massachusetts DEP Scope of Accreditation

Westborough Facility:

Drinking Water
EPA 300.0: Chloride, Nitrate-N, Fluoride, Sulfate; **EPA 353.2**: Nitrate-N, Nitrite-N; **SM4500NO3-F**: Nitrate-N, Nitrite-N; **SM4500F-C, SM4500CN-CE, EPA 180.1, SM2130B, SM4500Cl-D, SM2320B, SM2540C, SM4500H-B, SM4500NO2-B**
EPA 524.2: THMs and VOCs; **EPA 504.1:** EDB, DBCP.
Microbiology: **SM9215B; SM9223-P/A, SM9223B-Colilert-QT,SM9222D**.

Non-Potable Water
SM4500H,B, EPA 120.1, SM2510B, SM2540C, SM2320B, SM4500CL-E, SM4500F-BC, SM4500NH3-BH: Ammonia-N and Kjeldahl-N, **EPA 350.1**: Ammonia-N, **LACHAT 10-107-06-1-B**: Ammonia-N, **EPA 351.1, SM4500NO3-F, EPA 353.2**: Nitrate-N**, SM4500P-E, SM4500P-B, E, SM4500SO4-E, SM5220D, EPA 410.4, SM5210B, SM5310C, SM4500CL-D, EPA 1664, EPA 420.1, SM4500-CN-CE, SM2540D, EPA 300: Chloride, Sulfate, Nitrate.**
EPA 624.1: Volatile Halocarbons & Aromatics,
EPA 608.3: Chlordane, Toxaphene, Aldrin, alpha-BHC, beta-BHC, gamma-BHC, delta-BHC, Dieldrin, DDD, DDE, DDT, Endosulfan I, Endosulfan II, Endosulfan sulfate, Endrin, Endrin Aldehyde, Heptachlor, Heptachlor Epoxide, PCBs
EPA 625.1: SVOC (Acid/Base/Neutral Extractables).
Microbiology: **SM9223B-Colilert-QT; Enterolert-QT, SM9221E, EPA 1600, EPA 1603, SM9222D.**

Mansfield Facility:

Drinking Water
EPA 200.7: Al, Ba, Cd, Cr, Cu, Fe, Mn, Ni, Na, Ag, Ca, Zn. **EPA 200.8:** Al, Sb, As, Ba, Be, Cd, Cr, Cu, Pb, Mn, Ni, Se, Ag, TL, Zn. **EPA 245.1** Hg.
EPA 522, EPA 537.1.

Non-Potable Water
EPA 200.7: Al, Sb, As, Be, Cd, Ca, Cr, Co, Cu, Fe, Pb, Mg, Mn, Mo, Ni, K, Se, Ag, Na, Sr, TL, Ti, V, Zn.
EPA 200.8: Al, Sb**,** As, Be, Cd, Cr, Cu, Fe, Pb, Mn, Ni, K, Se, Ag, Na, TL, Zn.
EPA 245.1 Hg.
SM2340B

For a complete listing of analytes and methods, please contact your Alpha Project Manager.

NEW YORK CHAIN OF CUSTODY

ALPHA ANALYTICAL

Westborough, MA 01581 — 8 Walkup Dr. — TEL: 508 898 9220 — FAX: 508-898-9193
Mansfield, MA 02048 — 320 Forbes Blvd — TEL: 508 822 9300 — FAX: 508-822-3288

Service Centers
Mahwah, NJ 07430: 35 Whitney Rd, Suite 5
Albany, NY 12205: 14 Walker Way
Tonawanda, NY 14150: 275 Cooper Ave, Suite 105

Page of

Date Rec'd in Lab: 2/9/24

ALPHA Job #: L2407300

Project Information
Project Name: Amherst Central Park - South
Project Location:
Project #: H22.009.001
(Use Project name as Project #) ☐
Project Manager: Cody Martin
ALPHAQuote #:

Turn-Around Time
Standard ☒ Due Date:
Rush (only if pre approved) ☐ # of Days:

Client Information
Client: C+S Engineers
Address: 141 Elm St. Suite 100 Buffalo, NY 14203
Phone: (716) 847-1630
Fax:
Email: Cmartin@cscos.com

Deliverables
☐ ASP-A ☒ ASP-B
☒ EQuIS (1 File) ☐ EQuIS (4 File)
☐ Other

Regulatory Requirement
☐ NY TOGS ☒ NY Part 375
☐ AWQ Standards ☐ NY CP-51
☐ NY Restricted Use ☐ Other
☐ NY Unrestricted Use
☐ NYC Sewer Discharge

Billing Information
☒ Same as Client Info
PO #

Disposal Site Information
Please identify below location of applicable disposal facilities.
Disposal Facility:
☐ NJ ☒ NY
☐ Other:

These samples have been previously analyzed by Alpha ☐

Other project specific requirements/comments:

Please specify Metals or TAL.

ANALYSIS

Sample Filtration
☐ Done
☐ Lab to do
Preservation
☐ Lab to do
(Please Specify below)

ALPHA Lab ID (Lab Use Only)	Sample ID	Collection Date	Collection Time	Sample Matrix	Sampler's Initials	Cadmium	TCLP	Sample Specific Comments	Total # Bottles
07300-01	S-03-A	2/8	10:00	So	DW	X	X		2
02	S-03-B		1000			X	X		
03	S-03-C		1000			X	X	hold	
04	S-03-D		1005			X	X	hold	
05	S-03-E		1000			X	X	hold	
06	W-03-A		1025			X	X		
07	W-03-B		1025			X	X		
08	W-03-C		1025			X	X	hold	
09	W-03-D		1025			X	X	hold	
10	W-03-E		1025			X	X	hold	

Container Type: G P
Preservative: A A

Preservative Code:
A = None
B = HCl
C = HNO_3
D = H_2SO_4
E = NaOH
F = MeOH
G = $NaHSO_4$
H = $Na_2S_2O_3$
K/E = Zn Ac/NaOH
O = Other

Container Code
P = Plastic
A = Amber Glass
V = Vial
G = Glass
B = Bacteria Cup
C = Cube
O = Other
E = Encore
D = BOD Bottle

Westboro: Certification No: MA935
Mansfield: Certification No: MA015

Relinquished By:	Date/Time	Received By:	Date/Time
	2/8/24 1703		2/8/24 17:03
	2/8/24 17:03		2/9/24 0115

Please print clearly, legibly and completely. Samples can not be logged in and turnaround time clock will not start until any ambiguities are resolved. BY EXECUTING THIS COC, THE CLIENT HAS READ AND AGREES TO BE BOUND BY ALPHA'S TERMS & CONDITIONS. (See reverse side.)

Form No: 01-25 HC (rev. 30-Sept-2013)

NEW YORK CHAIN OF CUSTODY

ALPHA ANALYTICAL

Westborough, MA 01581
8 Walkup Dr.
TEL: 508 898 9220
FAX: 508-898-9193

Mansfield, MA 02048
320 Forbes Blvd
TEL: 508 822 9300
FAX: 508-822-3288

Service Centers
Mahwah, NJ 07430: 35 Whitney Rd, Suite 5
Albany, NY 12205: 14 Walker Way
Tonawanda, NY 14150: 275 Cooper Ave, Suite 105

Page of

Date Rec'd in Lab: 2/9/24

ALPHA Job #: L2407300

Client Information
Client: C+S Engineers
Address: 141 Elm St, Suite 100 Buffalo NY 14203
Phone: (716) 847-1630
Fax:
Email: CmartinO@CSCOS.com

Project Information
Project Name: Amherst Central Park - South
Project Location:
Project #: H22.009.001
(Use Project name as Project #)
Project Manager: Cody Martin
ALPHAQuote #:

Turn-Around Time
Standard [X] Due Date:
Rush (only if pre approved) [ ] # of Days:

These samples have been previously analyzed by Alpha [ ]

Other project specific requirements/comments:

Please specify Metals or TAL.

Deliverables
[ ] ASP-A [X] ASP-B
[X] EQuIS (1 File) [ ] EQuIS (4 File)
[ ] Other

Regulatory Requirement
[ ] NY TOGS [X] NY Part 375
[ ] AWQ Standards [ ] NY CP-51
[ ] NY Restricted Use [ ] Other
[ ] NY Unrestricted Use
[ ] NYC Sewer Discharge

Billing Information
[X] Same as Client Info
PO #

Disposal Site Information
Please identify below location of applicable disposal facilities.
Disposal Facility:
[ ] NJ [X] NY
[ ] Other:

ANALYSIS
Cadmium | TS

Sample Filtration
[ ] Done
[ ] Lab to do
Preservation
[ ] Lab to do
(Please Specify below)

Total Bottle

ALPHA Lab ID (Lab Use Only)	Sample ID	Collection Date	Collection Time	Sample Matrix	Sampler's Initials	Cadmium	TS	Sample Specific Comments
07300 - 11	S-04-A	2/8	10:05	BW	Soil	X	X	
12	S-04-B	"	10:05	BW	"	X	X	
13	S-04-C	"	10:05	BW	"	X	X	hold
14	S-04-D	"	10:05	BW	"	X	X	hold
15	S-04-E	"	10:05	BW	"	X	X	hold
16	W-04-A	"	1020	BW	"	X	X	
17	W-04-B	"	1020	BW	"	X	X	
18	W-04-C	"	1020	"	"	X	X	hold
19	W-04-D	"	1020	"	"	X	X	hold
20	W-04-E	"	1020	"	"	X	X	hold

Container Type: G P
Preservative: A A

Preservative Code:
A = None
B = HCl
C = HNO_3
D = H_2SO_4
E = NaOH
F = MeOH
G = $NaHSO_4$
H = $Na_2S_2O_3$
K/E = Zn Ac/NaOH
O = Other

Container Code
P = Plastic
A = Amber Glass
V = Vial
G = Glass
B = Bacteria Cup
C = Cube
O = Other
E = Encore
D = BOD Bottle

Westboro: Certification No: MA935
Mansfield: Certification No: MA015

Relinquished By:	Date/Time	Received By:	Date/Time
	2/8/24 1703		2/8/24 17:03
	2/8/24 17:03		2/9/24 0115

Please print clearly, legibly and completely. Samples can not be logged in and turnaround time clock will not start until any ambiguities are resolved. BY EXECUTING THIS COC, THE CLIENT HAS READ AND AGREES TO BE BOUND BY ALPHA'S TERMS & CONDITIONS. (See reverse side.)

Form No: 01-25 HC (rev. 30 Sept 2013)

ANALYTICAL REPORT

Lab Number:	L2407304
Client:	C&S Companies 141 Elm Street, Suite 100 Buffalo, NY 14203
ATTN:	Cody Martin
Phone:	(716) 847-1630
Project Name:	AMHERST CENTRAL PARK-SOUTH
Project Number:	H22.009.001
Report Date:	02/16/24

The original project report/data package is held by Alpha Analytical. This report/data package is paginated and should be reproduced only in its entirety. Alpha Analytical holds no responsibility for results and/or data that are not consistent with the original.

Certifications & Approvals: MA (M-MA086), NH NELAP (2064), CT (PH-0826), IL (200077), IN (C-MA-03), KY (KY98045), ME (MA00086), MD (348), NJ (MA935), NY (11148), NC (25700/666), OH (CL108), OR (MA-1316), PA (68-03671), RI (LAO00065), TX (T104704476), VT (VT-0935), VA (460195), USDA (Permit #525-23-122-91930).

Eight Walkup Drive, Westborough, MA 01581-1019
508-898-9220 (Fax) 508-898-9193 800-624-9220 - www.alphalab.com

Project Name: AMHERST CENTRAL PARK-SOUTH
Project Number: H22.009.001

Lab Number: L2407304
Report Date: 02/16/24

Alpha Sample ID	Client ID	Matrix	Sample Location	Collection Date/Time	Receive Date
L2407304-01	E-01-A	SOIL	Not Specified	02/08/24 11:05	02/08/24
L2407304-02	E-01-B	SOIL	Not Specified	02/08/24 11:05	02/08/24
L2407304-03	E-01-C	SOIL	Not Specified	02/08/24 11:05	02/08/24
L2407304-04	E-01-D	SOIL	Not Specified	02/08/24 11:05	02/08/24
L2407304-05	E-01-E	SOIL	Not Specified	02/08/24 11:05	02/08/24
L2407304-06	E-02-A	SOIL	Not Specified	02/08/24 11:00	02/08/24
L2407304-07	E-02-B	SOIL	Not Specified	02/08/24 11:00	02/08/24
L2407304-08	E-02-C	SOIL	Not Specified	02/08/24 11:00	02/08/24
L2407304-09	E-02-D	SOIL	Not Specified	02/08/24 11:00	02/08/24
L2407304-10	E-02-E	SOIL	Not Specified	02/08/24 11:00	02/08/24
L2407304-11	E-03-A	SOIL	Not Specified	02/08/24 10:55	02/08/24
L2407304-12	E-03-B	SOIL	Not Specified	02/08/24 10:55	02/08/24
L2407304-13	E-03-C	SOIL	Not Specified	02/08/24 10:55	02/08/24
L2407304-14	E-03-D	SOIL	Not Specified	02/08/24 10:55	02/08/24
L2407304-15	E-03-E	SOIL	Not Specified	02/08/24 10:55	02/08/24
L2407304-16	E-04-A	SOIL	Not Specified	02/08/24 10:50	02/08/24
L2407304-17	E-04-B	SOIL	Not Specified	02/08/24 10:50	02/08/24
L2407304-18	E-04-C	SOIL	Not Specified	02/08/24 10:50	02/08/24
L2407304-19	E-04-D	SOIL	Not Specified	02/08/24 10:50	02/08/24
L2407304-20	E-04-E	SOIL	Not Specified	02/08/24 10:50	02/08/24
L2407304-21	DUP-03	SOIL	Not Specified	02/08/24 10:50	02/08/24
L2407304-22	DUP-04	SOIL	Not Specified	02/08/24 10:50	02/08/24
L2407304-23	DUP-01	SOIL	Not Specified	02/08/24 11:05	02/08/24
L2407304-24	DUP-02	SOIL	Not Specified	02/08/24 11:20	02/08/24

Project Name:	AMHERST CENTRAL PARK-SOUTH	**Lab Number:**	L2407304
Project Number:	H22.009.001	**Report Date:**	02/16/24

Case Narrative

The samples were received in accordance with the Chain of Custody and no significant deviations were encountered during the preparation or analysis unless otherwise noted. Sample Receipt, Container Information, and the Chain of Custody are located at the back of the report.

Results contained within this report relate only to the samples submitted under this Alpha Lab Number and meet NELAP requirements for all NELAP accredited parameters unless otherwise noted in the following narrative. The data presented in this report is organized by parameter (i.e. VOC, SVOC, etc.). Sample specific Quality Control data (i.e. Surrogate Spike Recovery) is reported at the end of the target analyte list for each individual sample, followed by the Laboratory Batch Quality Control at the end of each parameter. Tentatively Identified Compounds (TICs), if requested, are reported for compounds identified to be present and are not part of the method/program Target Compound List, even if only a subset of the TCL are being reported. If a sample was re-analyzed or re-extracted due to a required quality control corrective action and if both sets of data are reported, the Laboratory ID of the re-analysis or re-extraction is designated with an "R" or "RE", respectively.

When multiple Batch Quality Control elements are reported (e.g. more than one LCS), the associated samples for each element are noted in the grey shaded header line of each data table. Any Laboratory Batch, Sample Specific % recovery or RPD value that is outside the listed Acceptance Criteria is bolded in the report. In reference to questions H (CAM) or 4 (RCP) when "NO" is checked, the performance criteria for CAM and RCP methods allow for some quality control failures to occur and still be within method compliance. In these instances, the specific failure is not narrated but noted in the associated QC Outlier Summary Report, located directly after the Case Narrative. QC information is also incorporated in the Data Usability Assessment table (Format 11) of our Data Merger tool, where it can be reviewed in conjunction with the sample result, associated regulatory criteria and any associated data usability implications.

Soil/sediments, solids and tissues are reported on a dry weight basis unless otherwise noted. Definitions of all data qualifiers and acronyms used in this report are provided in the Glossary located at the back of the report.

HOLD POLICY - For samples submitted on hold, Alpha's policy is to hold samples (with the exception of Air canisters) free of charge for 21 calendar days from the date the project is completed. After 21 calendar days, we will dispose of all samples submitted including those put on hold unless you have contacted your Alpha Project Manager and made arrangements for Alpha to continue to hold the samples. Air canisters will be disposed after 3 business days from the date the project is completed.

Please contact Project Management at 800-624-9220 with any questions.

Project Name:	AMHERST CENTRAL PARK-SOUTH	**Lab Number:**	L2407304
Project Number:	H22.009.001	**Report Date:**	02/16/24

Case Narrative (continued)

Report Submission

All non-detect (ND) or estimated concentrations (J-qualified) have been quantitated to the limit noted in the MDL column.

I, the undersigned, attest under the pains and penalties of perjury that, to the best of my knowledge and belief and based upon my personal inquiry of those responsible for providing the information contained in this analytical report, such information is accurate and complete. This certificate of analysis is not complete unless this page accompanies any and all pages of this report.

Authorized Signature: Kelly Stenstrom

Title: Technical Director/Representative Date: 02/16/24

METALS

Project Name: AMHERST CENTRAL PARK-SOUTH **Lab Number:** L2407304

Project Number: H22.009.001 **Report Date:** 02/16/24

SAMPLE RESULTS

Lab ID: L2407304-01 Date Collected: 02/08/24 11:05

Client ID: E-01-A Date Received: 02/08/24

Sample Location: Not Specified Field Prep: Not Specified

Sample Depth:

Matrix: Soil

Percent Solids: 76%

Parameter	Result	Qualifier	Units	RL	MDL	Dilution Factor	Date Prepared	Date Analyzed	Prep Method	Analytical Method	Analyst
Total Metals - Mansfield Lab											
Cadmium, Total	16.7		mg/kg	0.510	0.050	1	02/14/24 23:44	02/15/24 10:07	EPA 3050B	1,6010D	DMC

Project Name: AMHERST CENTRAL PARK-SOUTH
Lab Number: L2407304
Project Number: H22.009.001
Report Date: 02/16/24

SAMPLE RESULTS

Lab ID: L2407304-02
Client ID: E-01-B
Sample Location: Not Specified
Date Collected: 02/08/24 11:05
Date Received: 02/08/24
Field Prep: Not Specified

Sample Depth:
Matrix: Soil
Percent Solids: 82%

Parameter	Result	Qualifier	Units	RL	MDL	Dilution Factor	Date Prepared	Date Analyzed	Prep Method	Analytical Method	Analyst
Total Metals - Mansfield Lab											
Cadmium, Total	ND		mg/kg	0.483	0.047	1	02/14/24 23:44	02/15/24 10:12	EPA 3050B	1,6010D	DMC

Project Name: AMHERST CENTRAL PARK-SOUTH **Lab Number:** L2407304

Project Number: H22.009.001 **Report Date:** 02/16/24

SAMPLE RESULTS

Lab ID: L2407304-06 Date Collected: 02/08/24 11:00

Client ID: E-02-A Date Received: 02/08/24

Sample Location: Not Specified Field Prep: Not Specified

Sample Depth:

Matrix: Soil

Percent Solids: 76%

Parameter	Result	Qualifier	Units	RL	MDL	Dilution Factor	Date Prepared	Date Analyzed	Prep Method	Analytical Method	Analyst
Total Metals - Mansfield Lab											
Cadmium, Total	15.5		mg/kg	0.516	0.051	1	02/14/24 23:44	02/15/24 10:17	EPA 3050B	1,6010D	DMC

Project Name: AMHERST CENTRAL PARK-SOUTH **Lab Number:** L2407304

Project Number: H22.009.001 **Report Date:** 02/16/24

SAMPLE RESULTS

Lab ID: L2407304-07 Date Collected: 02/08/24 11:00

Client ID: E-02-B Date Received: 02/08/24

Sample Location: Not Specified Field Prep: Not Specified

Sample Depth:

Matrix: Soil

Percent Solids: 77%

Parameter	Result	Qualifier	Units	RL	MDL	Dilution Factor	Date Prepared	Date Analyzed	Prep Method	Analytical Method	Analyst
Total Metals - Mansfield Lab											
Cadmium, Total	0.494	J	mg/kg	0.506	0.050	1	02/14/24 23:44	02/15/24 10:22	EPA 3050B	1,6010D	DMC

Project Name: AMHERST CENTRAL PARK-SOUTH **Lab Number:** L2407304

Project Number: H22.009.001 **Report Date:** 02/16/24

SAMPLE RESULTS

Lab ID: L2407304-11 Date Collected: 02/08/24 10:55

Client ID: E-03-A Date Received: 02/08/24

Sample Location: Not Specified Field Prep: Not Specified

Sample Depth:

Matrix: Soil

Percent Solids: 63%

Parameter	Result	Qualifier	Units	RL	MDL	Dilution Factor	Date Prepared	Date Analyzed	Prep Method	Analytical Method	Analyst
Total Metals - Mansfield Lab											
Cadmium, Total	10.2		mg/kg	0.615	0.060	1	02/14/24 23:44	02/15/24 10:27	EPA 3050B	1,6010D	DMC

Project Name: AMHERST CENTRAL PARK-SOUTH **Lab Number:** L2407304

Project Number: H22.009.001 **Report Date:** 02/16/24

SAMPLE RESULTS

Lab ID: L2407304-12 Date Collected: 02/08/24 10:55

Client ID: E-03-B Date Received: 02/08/24

Sample Location: Not Specified Field Prep: Not Specified

Sample Depth:

Matrix: Soil

Percent Solids: 75%

Parameter	Result	Qualifier	Units	RL	MDL	Dilution Factor	Date Prepared	Date Analyzed	Prep Method	Analytical Method	Analyst
Total Metals - Mansfield Lab											
Cadmium, Total	8.54		mg/kg	0.524	0.051	1	02/14/24 23:44	02/15/24 10:32	EPA 3050B	1,6010D	DMC

Project Name: AMHERST CENTRAL PARK-SOUTH
Lab Number: L2407304
Project Number: H22.009.001
Report Date: 02/16/24

SAMPLE RESULTS

Lab ID: L2407304-16
Client ID: E-04-A
Sample Location: Not Specified
Date Collected: 02/08/24 10:50
Date Received: 02/08/24
Field Prep: Not Specified

Sample Depth:
Matrix: Soil
Percent Solids: 64%

Parameter	Result	Qualifier	Units	RL	MDL	Dilution Factor	Date Prepared	Date Analyzed	Prep Method	Analytical Method	Analyst
Total Metals - Mansfield Lab											
Cadmium, Total	10.5		mg/kg	0.606	0.059	1	02/14/24 23:44	02/15/24 10:49	EPA 3050B	1,6010D	DMC

Project Name: AMHERST CENTRAL PARK-SOUTH **Lab Number:** L2407304

Project Number: H22.009.001 **Report Date:** 02/16/24

SAMPLE RESULTS

Lab ID: L2407304-17 Date Collected: 02/08/24 10:50

Client ID: E-04-B Date Received: 02/08/24

Sample Location: Not Specified Field Prep: Not Specified

Sample Depth:

Matrix: Soil

Percent Solids: 76%

Parameter	Result	Qualifier	Units	RL	MDL	Dilution Factor	Date Prepared	Date Analyzed	Prep Method	Analytical Method	Analyst
Total Metals - Mansfield Lab											
Cadmium, Total	3.64		mg/kg	0.517	0.051	1	02/14/24 23:44	02/15/24 10:54	EPA 3050B	1,6010D	DMC

Project Name: AMHERST CENTRAL PARK-SOUTH **Lab Number:** L2407304

Project Number: H22.009.001 **Report Date:** 02/16/24

SAMPLE RESULTS

Lab ID: L2407304-21 Date Collected: 02/08/24 10:50

Client ID: DUP-03 Date Received: 02/08/24

Sample Location: Not Specified Field Prep: Not Specified

Sample Depth:

Matrix: Soil

Percent Solids: 76%

Parameter	Result	Qualifier	Units	RL	MDL	Dilution Factor	Date Prepared	Date Analyzed	Prep Method	Analytical Method	Analyst
Total Metals - Mansfield Lab											
Cadmium, Total	0.637		mg/kg	0.511	0.050	1	02/14/24 23:44	02/15/24 10:59	EPA 3050B	1,6010D	DMC

Project Name: AMHERST CENTRAL PARK-SOUTH **Lab Number:** L2407304

Project Number: H22.009.001 **Report Date:** 02/16/24

SAMPLE RESULTS

Lab ID: L2407304-22 Date Collected: 02/08/24 10:50

Client ID: DUP-04 Date Received: 02/08/24

Sample Location: Not Specified Field Prep: Not Specified

Sample Depth:

Matrix: Soil

Percent Solids: 82%

Parameter	Result	Qualifier	Units	RL	MDL	Dilution Factor	Date Prepared	Date Analyzed	Prep Method	Analytical Method	Analyst
Total Metals - Mansfield Lab											
Cadmium, Total	ND		mg/kg	0.480	0.047	1	02/14/24 23:44	02/15/24 11:04	EPA 3050B	1,6010D	DMC

Project Name: AMHERST CENTRAL PARK-SOUTH **Lab Number:** L2407304

Project Number: H22.009.001 **Report Date:** 02/16/24

SAMPLE RESULTS

Lab ID: L2407304-23 Date Collected: 02/08/24 11:05

Client ID: DUP-01 Date Received: 02/08/24

Sample Location: Not Specified Field Prep: Not Specified

Sample Depth:

Matrix: Soil

Percent Solids: 77%

Parameter	Result	Qualifier	Units	RL	MDL	Dilution Factor	Date Prepared	Date Analyzed	Prep Method	Analytical Method	Analyst
Total Metals - Mansfield Lab											
Cadmium, Total	ND		mg/kg	1.01	0.099	2	02/14/24 23:44	02/15/24 11:32	EPA 3050B	1,6010D	DMC

Project Name: AMHERST CENTRAL PARK-SOUTH **Lab Number:** L2407304

Project Number: H22.009.001 **Report Date:** 02/16/24

SAMPLE RESULTS

Lab ID: L2407304-24 Date Collected: 02/08/24 11:20

Client ID: DUP-02 Date Received: 02/08/24

Sample Location: Not Specified Field Prep: Not Specified

Sample Depth:

Matrix: Soil

Percent Solids: 79%

Parameter	Result	Qualifier	Units	RL	MDL	Dilution Factor	Date Prepared	Date Analyzed	Prep Method	Analytical Method	Analyst
Total Metals - Mansfield Lab											
Cadmium, Total	ND		mg/kg	0.491	0.048	1	02/14/24 23:44	02/15/24 11:14	EPA 3050B	1,6010D	DMC

Project Name: AMHERST CENTRAL PARK-SOUTH **Lab Number:** L2407304

Project Number: H22.009.001 **Report Date:** 02/16/24

Method Blank Analysis
Batch Quality Control

Parameter	Result	Qualifier	Units	RL	MDL	Dilution Factor	Date Prepared	Date Analyzed	Analytical Method	Analyst
Total Metals - Mansfield Lab for sample(s): 01-02,06-07,11-12,16-17,21-24 Batch: WG1885134-1										
Cadmium, Total	ND		mg/kg	0.400	0.039	1	02/14/24 23:44	02/15/24 08:23	1,6010D	DMC

Prep Information

Digestion Method: EPA 3050B

Lab Control Sample Analysis

Batch Quality Control

Project Name: AMHERST CENTRAL PARK-SOUTH

Project Number: H22.009.001

Lab Number: L2407304

Report Date: 02/16/24

Parameter	LCS %Recovery	Qual	LCSD %Recovery	Qual	%Recovery Limits	RPD	Qual	RPD Limits
Total Metals - Mansfield Lab Associated sample(s): 01-02,06-07,11-12,16-17,21-24 Batch: WG1885134-2 SRM Lot Number: D122-540								
Cadmium, Total	98		-		83-117	-		

Matrix Spike Analysis
Batch Quality Control

Project Name: AMHERST CENTRAL PARK-SOUTH
Project Number: H22.009.001

Lab Number: L2407304
Report Date: 02/16/24

Parameter	Native Sample	MS Added	MS Found	MS %Recovery	Qual	MSD Found	MSD %Recovery	Qual	Recovery Limits	RPD	Qual	RPD Limits
Total Metals - Mansfield Lab Associated sample(s): 01-02,06-07,11-12,16-17,21-24 QC Batch ID: WG1885134-3 QC Sample: L2405975-03 Client ID: MS Sample												
Cadmium, Total	0.056J	4.82	5.24	109		-	-		75-125	-		20

INORGANICS
&
MISCELLANEOUS

Project Name: AMHERST CENTRAL PARK-SOUTH
Project Number: H22.009.001

Lab Number: L2407304
Report Date: 02/16/24

SAMPLE RESULTS

Lab ID: L2407304-01
Client ID: E-01-A
Sample Location: Not Specified

Date Collected: 02/08/24 11:05
Date Received: 02/08/24
Field Prep: Not Specified

Sample Depth:
Matrix: Soil

Parameter	Result	Qualifier	Units	RL	MDL	Dilution Factor	Date Prepared	Date Analyzed	Analytical Method	Analyst
General Chemistry - Westborough Lab										
Solids, Total	76.0		%	0.100	NA	1	-	02/09/24 20:48	121,2540G	SJB

Project Name: AMHERST CENTRAL PARK-SOUTH
Project Number: H22.009.001
Lab Number: L2407304
Report Date: 02/16/24

SAMPLE RESULTS

Lab ID: L2407304-02
Client ID: E-01-B
Sample Location: Not Specified
Sample Depth:
Matrix: Soil

Date Collected: 02/08/24 11:05
Date Received: 02/08/24
Field Prep: Not Specified

Parameter	Result	Qualifier	Units	RL	MDL	Dilution Factor	Date Prepared	Date Analyzed	Analytical Method	Analyst
General Chemistry - Westborough Lab										
Solids, Total	81.5		%	0.100	NA	1	-	02/09/24 20:48	121,2540G	SJB

Project Name: AMHERST CENTRAL PARK-SOUTH
Project Number: H22.009.001

Lab Number: L2407304
Report Date: 02/16/24

SAMPLE RESULTS

Lab ID: L2407304-06
Client ID: E-02-A
Sample Location: Not Specified

Date Collected: 02/08/24 11:00
Date Received: 02/08/24
Field Prep: Not Specified

Sample Depth:
Matrix: Soil

Parameter	Result	Qualifier	Units	RL	MDL	Dilution Factor	Date Prepared	Date Analyzed	Analytical Method	Analyst
General Chemistry - Westborough Lab										
Solids, Total	75.8		%	0.100	NA	1	-	02/09/24 20:48	121,2540G	SJB

Project Name: AMHERST CENTRAL PARK-SOUTH
Project Number: H22.009.001
Lab Number: L2407304
Report Date: 02/16/24

SAMPLE RESULTS

Lab ID: L2407304-07
Client ID: E-02-B
Sample Location: Not Specified
Sample Depth:
Matrix: Soil

Date Collected: 02/08/24 11:00
Date Received: 02/08/24
Field Prep: Not Specified

Parameter	Result	Qualifier	Units	RL	MDL	Dilution Factor	Date Prepared	Date Analyzed	Analytical Method	Analyst
General Chemistry - Westborough Lab										
Solids, Total	77.3		%	0.100	NA	1	-	02/09/24 20:48	121,2540G	SJB

Project Name: AMHERST CENTRAL PARK-SOUTH
Project Number: H22.009.001
Lab Number: L2407304
Report Date: 02/16/24

SAMPLE RESULTS

Lab ID: L2407304-11
Client ID: E-03-A
Sample Location: Not Specified
Sample Depth:
Matrix: Soil
Date Collected: 02/08/24 10:55
Date Received: 02/08/24
Field Prep: Not Specified

Parameter	Result	Qualifier	Units	RL	MDL	Dilution Factor	Date Prepared	Date Analyzed	Analytical Method	Analyst
General Chemistry - Westborough Lab										
Solids, Total	63.4		%	0.100	NA	1	-	02/09/24 20:48	121,2540G	SJB

Project Name: AMHERST CENTRAL PARK-SOUTH
Project Number: H22.009.001
Lab Number: L2407304
Report Date: 02/16/24

SAMPLE RESULTS

Lab ID: L2407304-12
Client ID: E-03-B
Sample Location: Not Specified
Sample Depth:
Matrix: Soil

Date Collected: 02/08/24 10:55
Date Received: 02/08/24
Field Prep: Not Specified

Parameter	Result	Qualifier	Units	RL	MDL	Dilution Factor	Date Prepared	Date Analyzed	Analytical Method	Analyst
General Chemistry - Westborough Lab										
Solids, Total	75.1		%	0.100	NA	1	-	02/09/24 20:48	121,2540G	SJB

Project Name: AMHERST CENTRAL PARK-SOUTH
Project Number: H22.009.001

Lab Number: L2407304
Report Date: 02/16/24

SAMPLE RESULTS

Lab ID: L2407304-16
Client ID: E-04-A
Sample Location: Not Specified

Date Collected: 02/08/24 10:50
Date Received: 02/08/24
Field Prep: Not Specified

Sample Depth:
Matrix: Soil

Parameter	Result	Qualifier	Units	RL	MDL	Dilution Factor	Date Prepared	Date Analyzed	Analytical Method	Analyst
General Chemistry - Westborough Lab										
Solids, Total	64.4		%	0.100	NA	1	-	02/09/24 20:48	121,2540G	SJB

Project Name: AMHERST CENTRAL PARK-SOUTH
Project Number: H22.009.001
Lab Number: L2407304
Report Date: 02/16/24

SAMPLE RESULTS

Lab ID: L2407304-17
Client ID: E-04-B
Sample Location: Not Specified
Sample Depth:
Matrix: Soil

Date Collected: 02/08/24 10:50
Date Received: 02/08/24
Field Prep: Not Specified

Parameter	Result	Qualifier	Units	RL	MDL	Dilution Factor	Date Prepared	Date Analyzed	Analytical Method	Analyst
General Chemistry - Westborough Lab										
Solids, Total	76.3		%	0.100	NA	1	-	02/09/24 20:48	121,2540G	SJB

Project Name: AMHERST CENTRAL PARK-SOUTH
Project Number: H22.009.001
Lab Number: L2407304
Report Date: 02/16/24

SAMPLE RESULTS

Lab ID: L2407304-21
Client ID: DUP-03
Sample Location: Not Specified
Sample Depth:
Matrix: Soil

Date Collected: 02/08/24 10:50
Date Received: 02/08/24
Field Prep: Not Specified

Parameter	Result	Qualifier	Units	RL	MDL	Dilution Factor	Date Prepared	Date Analyzed	Analytical Method	Analyst
General Chemistry - Westborough Lab										
Solids, Total	76.0		%	0.100	NA	1	-	02/09/24 20:48	121,2540G	SJB

Project Name: AMHERST CENTRAL PARK-SOUTH
Project Number: H22.009.001
Lab Number: L2407304
Report Date: 02/16/24

SAMPLE RESULTS

Lab ID: L2407304-22
Client ID: DUP-04
Sample Location: Not Specified
Sample Depth:
Matrix: Soil

Date Collected: 02/08/24 10:50
Date Received: 02/08/24
Field Prep: Not Specified

Parameter	Result	Qualifier	Units	RL	MDL	Dilution Factor	Date Prepared	Date Analyzed	Analytical Method	Analyst
General Chemistry - Westborough Lab										
Solids, Total	81.9		%	0.100	NA	1	-	02/09/24 20:48	121,2540G	SJB

Project Name: AMHERST CENTRAL PARK-SOUTH
Project Number: H22.009.001
Lab Number: L2407304
Report Date: 02/16/24

SAMPLE RESULTS

Lab ID: L2407304-23
Client ID: DUP-01
Sample Location: Not Specified
Sample Depth:
Matrix: Soil

Date Collected: 02/08/24 11:05
Date Received: 02/08/24
Field Prep: Not Specified

Parameter	Result	Qualifier	Units	RL	MDL	Dilution Factor	Date Prepared	Date Analyzed	Analytical Method	Analyst
General Chemistry - Westborough Lab										
Solids, Total	76.7		%	0.100	NA	1	-	02/09/24 20:48	121,2540G	SJB

Project Name: AMHERST CENTRAL PARK-SOUTH
Project Number: H22.009.001

Lab Number: L2407304
Report Date: 02/16/24

SAMPLE RESULTS

Lab ID: L2407304-24
Client ID: DUP-02
Sample Location: Not Specified

Date Collected: 02/08/24 11:20
Date Received: 02/08/24
Field Prep: Not Specified

Sample Depth:
Matrix: Soil

Parameter	Result	Qualifier	Units	RL	MDL	Dilution Factor	Date Prepared	Date Analyzed	Analytical Method	Analyst
General Chemistry - Westborough Lab										
Solids, Total	79.4		%	0.100	NA	1	-	02/09/24 20:48	121,2540G	SJB

Project Name: AMHERST CENTRAL PARK-SOUTH
Project Number: H22.009.001

Lab Number: L2407304
Report Date: 02/16/24

Sample Receipt and Container Information

Were project specific reporting limits specified? YES

Cooler Information

Cooler	Custody Seal
A	Absent
B	Absent

Container Information

Container ID	Container Type	Cooler	Initial pH	Final pH	Temp deg C	Pres	Seal	Frozen Date/Time	Analysis(*)
L2407304-01A	Plastic 2oz unpreserved for TS	B	NA		3.7	Y	Absent		TS(7)
L2407304-01B	Metals Only-Glass 60mL/2oz unpreserved	A	NA		3.8	Y	Absent		CD-TI(180)
L2407304-02A	Plastic 2oz unpreserved for TS	B	NA		3.7	Y	Absent		TS(7)
L2407304-02B	Metals Only-Glass 60mL/2oz unpreserved	A	NA		3.8	Y	Absent		CD-TI(180)
L2407304-03A	Plastic 2oz unpreserved for TS	B	NA		3.7	Y	Absent		HOLD-WETCHEM()
L2407304-03B	Metals Only-Glass 60mL/2oz unpreserved	A	NA		3.8	Y	Absent		HOLD-METAL(180)
L2407304-04A	Plastic 2oz unpreserved for TS	B	NA		3.7	Y	Absent		HOLD-WETCHEM()
L2407304-04A1	Plastic 2oz unpreserved for TS	B	NA		3.7	Y	Absent		HOLD-WETCHEM()
L2407304-04A2	Plastic 2oz unpreserved for TS	B	NA		3.7	Y	Absent		HOLD-WETCHEM()
L2407304-04B	Metals Only-Glass 60mL/2oz unpreserved	A	NA		3.8	Y	Absent		HOLD-METAL(180)
L2407304-04B1	Metals Only-Glass 60mL/2oz unpreserved	A	NA		3.8	Y	Absent		HOLD-METAL(180)
L2407304-04B2	Metals Only-Glass 60mL/2oz unpreserved	A	NA		3.8	Y	Absent		HOLD-METAL(180)
L2407304-05A	Plastic 2oz unpreserved for TS	B	NA		3.7	Y	Absent		HOLD-WETCHEM()
L2407304-05B	Metals Only-Glass 60mL/2oz unpreserved	A	NA		3.8	Y	Absent		HOLD-METAL(180)
L2407304-06A	Plastic 2oz unpreserved for TS	B	NA		3.7	Y	Absent		TS(7)
L2407304-06B	Metals Only-Glass 60mL/2oz unpreserved	A	NA		3.8	Y	Absent		CD-TI(180)
L2407304-07A	Plastic 2oz unpreserved for TS	B	NA		3.7	Y	Absent		TS(7)
L2407304-07B	Metals Only-Glass 60mL/2oz unpreserved	A	NA		3.8	Y	Absent		CD-TI(180)
L2407304-08A	Plastic 2oz unpreserved for TS	B	NA		3.7	Y	Absent		HOLD-WETCHEM()
L2407304-08B	Metals Only-Glass 60mL/2oz unpreserved	A	NA		3.8	Y	Absent		HOLD-METAL(180)
L2407304-09A	Plastic 2oz unpreserved for TS	B	NA		3.7	Y	Absent		HOLD-WETCHEM()
L2407304-09B	Metals Only-Glass 60mL/2oz unpreserved	A	NA		3.8	Y	Absent		HOLD-METAL(180)

*Values in parentheses indicate holding time in days

Project Name: AMHERST CENTRAL PARK-SOUTH
Project Number: H22.009.001

Lab Number: L2407304
Report Date: 02/16/24

Container Information

Container ID	Container Type	Cooler	Initial pH	Final pH	Temp deg C	Pres	Seal	Frozen Date/Time	Analysis(*)
L2407304-10A	Plastic 2oz unpreserved for TS	B	NA		3.7	Y	Absent		HOLD-WETCHEM()
L2407304-10B	Metals Only-Glass 60mL/2oz unpreserved	A	NA		3.8	Y	Absent		HOLD-METAL(180)
L2407304-11A	Plastic 2oz unpreserved for TS	B	NA		3.7	Y	Absent		TS(7)
L2407304-11B	Metals Only-Glass 60mL/2oz unpreserved	A	NA		3.8	Y	Absent		CD-TI(180)
L2407304-12A	Plastic 2oz unpreserved for TS	B	NA		3.7	Y	Absent		TS(7)
L2407304-12B	Metals Only-Glass 60mL/2oz unpreserved	A	NA		3.8	Y	Absent		CD-TI(180)
L2407304-13A	Plastic 2oz unpreserved for TS	B	NA		3.7	Y	Absent		HOLD-WETCHEM()
L2407304-13B	Metals Only-Glass 60mL/2oz unpreserved	A	NA		3.8	Y	Absent		HOLD-METAL(180)
L2407304-14A	Plastic 2oz unpreserved for TS	B	NA		3.7	Y	Absent		HOLD-WETCHEM()
L2407304-14B	Metals Only-Glass 60mL/2oz unpreserved	A	NA		3.8	Y	Absent		HOLD-METAL(180)
L2407304-15A	Plastic 2oz unpreserved for TS	B	NA		3.7	Y	Absent		HOLD-WETCHEM()
L2407304-15B	Metals Only-Glass 60mL/2oz unpreserved	A	NA		3.8	Y	Absent		HOLD-METAL(180)
L2407304-16A	Plastic 2oz unpreserved for TS	B	NA		3.7	Y	Absent		TS(7)
L2407304-16B	Metals Only-Glass 60mL/2oz unpreserved	A	NA		3.8	Y	Absent		CD-TI(180)
L2407304-17A	Plastic 2oz unpreserved for TS	B	NA		3.7	Y	Absent		TS(7)
L2407304-17B	Metals Only-Glass 60mL/2oz unpreserved	A	NA		3.8	Y	Absent		CD-TI(180)
L2407304-18A	Plastic 2oz unpreserved for TS	B	NA		3.7	Y	Absent		HOLD-WETCHEM()
L2407304-18A1	Plastic 2oz unpreserved for TS	B	NA		3.7	Y	Absent		HOLD-WETCHEM()
L2407304-18A2	Plastic 2oz unpreserved for TS	B	NA		3.7	Y	Absent		HOLD-WETCHEM()
L2407304-18B	Metals Only-Glass 60mL/2oz unpreserved	A	NA		3.8	Y	Absent		HOLD-METAL(180)
L2407304-18B1	Metals Only-Glass 60mL/2oz unpreserved	A	NA		3.8	Y	Absent		HOLD-METAL(180)
L2407304-18B2	Metals Only-Glass 60mL/2oz unpreserved	A	NA		3.8	Y	Absent		HOLD-METAL(180)
L2407304-19A	Plastic 2oz unpreserved for TS	B	NA		3.7	Y	Absent		HOLD-WETCHEM()
L2407304-19B	Metals Only-Glass 60mL/2oz unpreserved	A	NA		3.8	Y	Absent		HOLD-METAL(180)
L2407304-20A	Plastic 2oz unpreserved for TS	B	NA		3.7	Y	Absent		HOLD-WETCHEM()
L2407304-20B	Metals Only-Glass 60mL/2oz unpreserved	A	NA		3.8	Y	Absent		HOLD-METAL(180)
L2407304-21A	Plastic 2oz unpreserved for TS	B	NA		3.7	Y	Absent		TS(7)
L2407304-21B	Metals Only-Glass 60mL/2oz unpreserved	A	NA		3.8	Y	Absent		CD-TI(180)

*Values in parentheses indicate holding time in days

Project Name: AMHERST CENTRAL PARK-SOUTH
Project Number: H22.009.001

Lab Number: L2407304
Report Date: 02/16/24

Container Information

Container ID	Container Type	Cooler	Initial pH	Final pH	Temp deg C	Pres	Seal	Frozen Date/Time	Analysis(*)
L2407304-22A	Plastic 2oz unpreserved for TS	B	NA		3.7	Y	Absent		TS(7)
L2407304-22B	Metals Only-Glass 60mL/2oz unpreserved	A	NA		3.8	Y	Absent		CD-TI(180)
L2407304-23A	Plastic 2oz unpreserved for TS	B	NA		3.7	Y	Absent		TS(7)
L2407304-23B	Metals Only-Glass 60mL/2oz unpreserved	A	NA		3.8	Y	Absent		CD-TI(180)
L2407304-24A	Plastic 2oz unpreserved for TS	B	NA		3.7	Y	Absent		TS(7)
L2407304-24B	Metals Only-Glass 60mL/2oz unpreserved	A	NA		3.8	Y	Absent		CD-TI(180)

*Values in parentheses indicate holding time in days

Project Name:	AMHERST CENTRAL PARK-SOUTH	**Lab Number:**	L2407304
Project Number:	H22.009.001	**Report Date:**	02/16/24

GLOSSARY

Acronyms

DL - Detection Limit: This value represents the level to which target analyte concentrations are reported as estimated values, when those target analyte concentrations are quantified below the limit of quantitation (LOQ). The DL includes any adjustments from dilutions, concentrations or moisture content, where applicable. (DoD report formats only.)

EDL - Estimated Detection Limit: This value represents the level to which target analyte concentrations are reported as estimated values, when those target analyte concentrations are quantified below the reporting limit (RL). The EDL includes any adjustments from dilutions, concentrations or moisture content, where applicable. The use of EDLs is specific to the analysis of PAHs using Solid-Phase Microextraction (SPME).

EMPC - Estimated Maximum Possible Concentration: The concentration that results from the signal present at the retention time of an analyte when the ions meet all of the identification criteria except the ion abundance ratio criteria. An EMPC is a worst-case estimate of the concentration.

EPA - Environmental Protection Agency.

LCS - Laboratory Control Sample: A sample matrix, free from the analytes of interest, spiked with verified known amounts of analytes or a material containing known and verified amounts of analytes.

LCSD - Laboratory Control Sample Duplicate: Refer to LCS.

LFB - Laboratory Fortified Blank: A sample matrix, free from the analytes of interest, spiked with verified known amounts of analytes or a material containing known and verified amounts of analytes.

LOD - Limit of Detection: This value represents the level to which a target analyte can reliably be detected for a specific analyte in a specific matrix by a specific method. The LOD includes any adjustments from dilutions, concentrations or moisture content, where applicable. (DoD report formats only.)

LOQ - Limit of Quantitation: The value at which an instrument can accurately measure an analyte at a specific concentration. The LOQ includes any adjustments from dilutions, concentrations or moisture content, where applicable. (DoD report formats only.)

Limit of Quantitation: The value at which an instrument can accurately measure an analyte at a specific concentration. The LOQ includes any adjustments from dilutions, concentrations or moisture content, where applicable. (DoD report formats only.)

MDL - Method Detection Limit: This value represents the level to which target analyte concentrations are reported as estimated values, when those target analyte concentrations are quantified below the reporting limit (RL). The MDL includes any adjustments from dilutions, concentrations or moisture content, where applicable.

MS - Matrix Spike Sample: A sample prepared by adding a known mass of target analyte to a specified amount of matrix sample for which an independent estimate of target analyte concentration is available. For Method 332.0, the spike recovery is calculated using the native concentration, including estimated values.

MSD - Matrix Spike Sample Duplicate: Refer to MS.

NA - Not Applicable.

NC - Not Calculated: Term is utilized when one or more of the results utilized in the calculation are non-detect at the parameter's reporting unit.

NDPA/DPA - N-Nitrosodiphenylamine/Diphenylamine.

NI - Not Ignitable.

NP - Non-Plastic: Term is utilized for the analysis of Atterberg Limits in soil.

NR - No Results: Term is utilized when 'No Target Compounds Requested' is reported for the analysis of Volatile or Semivolatile Organic TIC only requests.

RL - Reporting Limit: The value at which an instrument can accurately measure an analyte at a specific concentration. The RL includes any adjustments from dilutions, concentrations or moisture content, where applicable.

RPD - Relative Percent Difference: The results from matrix and/or matrix spike duplicates are primarily designed to assess the precision of analytical results in a given matrix and are expressed as relative percent difference (RPD). Values which are less than five times the reporting limit for any individual parameter are evaluated by utilizing the absolute difference between the values; although the RPD value will be provided in the report.

SRM - Standard Reference Material: A reference sample of a known or certified value that is of the same or similar matrix as the associated field samples.

STLP - Semi-dynamic Tank Leaching Procedure per EPA Method 1315.

TEF - Toxic Equivalency Factors: The values assigned to each dioxin and furan to evaluate their toxicity relative to 2,3,7,8-TCDD.

TEQ - Toxic Equivalent: The measure of a sample's toxicity derived by multiplying each dioxin and furan by its corresponding TEF and then summing the resulting values.

TIC - Tentatively Identified Compound: A compound that has been identified to be present and is not part of the target compound list (TCL) for the method and/or program. All TICs are qualitatively identified and reported as estimated concentrations.

Report Format: DU Report with 'J' Qualifiers

Project Name:	AMHERST CENTRAL PARK-SOUTH	**Lab Number:**	L2407304
Project Number:	H22.009.001	**Report Date:**	02/16/24

Footnotes

1 - The reference for this analyte should be considered modified since this analyte is absent from the target analyte list of the original method.

Terms

Analytical Method: Both the document from which the method originates and the analytical reference method. (Example: EPA 8260B is shown as 1,8260B.) The codes for the reference method documents are provided in the References section of the Addendum.

Chlordane: The target compound Chlordane (CAS No. 57-74-9) is reported for GC ECD analyses. Per EPA,this compound "refers to a mixture of chlordane isomers, other chlorinated hydrocarbons and numerous other components." (Reference: USEPA Toxicological Review of Chlordane, In Support of Summary Information on the Integrated Risk Information System (IRIS), December 1997.)

Difference: With respect to Total Oxidizable Precursor (TOP) Assay analysis, the difference is defined as the Post-Treatment value minus the Pre-Treatment value.

Final pH: As it pertains to Sample Receipt & Container Information section of the report, Final pH reflects pH of container determined after adjustment at the laboratory, if applicable. If no adjustment required, value reflects Initial pH.

Frozen Date/Time: With respect to Volatile Organics in soil, Frozen Date/Time reflects the date/time at which associated Reagent Water-preserved vials were initially frozen. Note: If frozen date/time is beyond 48 hours from sample collection, value will be reflected in 'bold'.

Gasoline Range Organics (GRO): Gasoline Range Organics (GRO) results include all chromatographic peaks eluting from Methyl tert butyl ether through Naphthalene, with the exception of GRO analysis in support of State of Ohio programs, which includes all chromatographic peaks eluting from Hexane through Dodecane.

Initial pH: As it pertains to Sample Receipt & Container Information section of the report, Initial pH reflects pH of container determined upon receipt, if applicable.

PAH Total: With respect to Alkylated PAH analyses, the 'PAHs, Total' result is defined as the summation of results for all or a subset of the following compounds: Naphthalene, C1-C4 Naphthalenes, 2-Methylnaphthalene, 1-Methylnaphthalene, Biphenyl, Acenaphthylene, Acenaphthene, Fluorene, C1-C3 Fluorenes, Phenanthrene, C1-C4 Phenanthrenes/Anthracenes, Anthracene, Fluoranthene, Pyrene, C1-C4 Fluoranthenes/Pyrenes, Benz(a)anthracene, Chrysene, C1-C4 Chrysenes, Benzo(b)fluoranthene, Benzo(j)+(k)fluoranthene, Benzo(e)pyrene, Benzo(a)pyrene, Perylene, Indeno(1,2,3-cd)pyrene, Dibenz(ah)+(ac)anthracene, Benzo(g,h,i)perylene. If a 'Total' result is requested, the results of its individual components will also be reported.

PFAS Total: With respect to PFAS analyses, the 'PFAS, Total (5)' result is defined as the summation of results for: PFHpA, PFHxS, PFOA, PFNA and PFOS. In addition, the 'PFAS, Total (6)' result is defined as the summation of results for: PFHpA, PFHxS, PFOA, PFNA, PFDA and PFOS. For MassDEP DW compliance analysis only, the 'PFAS, Total (6)' result is defined as the summation of results at or above the RL. Note: If a 'Total' result is requested, the results of its individual components will also be reported.

Total: With respect to Organic analyses, a 'Total' result is defined as the summation of results for individual isomers or Aroclors. If a 'Total' result is requested, the results of its individual components will also be reported. This is applicable to 'Total' results for methods 8260, 8081 and 8082.

Data Qualifiers

A - Spectra identified as "Aldol Condensates" are byproducts of the extraction/concentration procedures when acetone is introduced in the process.

B - The analyte was detected above the reporting limit in the associated method blank. Flag only applies to associated field samples that have detectable concentrations of the analyte at less than ten times (10x) the concentration found in the blank. For MCP-related projects, flag only applies to associated field samples that have detectable concentrations of the analyte at less than ten times (10x) the concentration found in the blank. For DOD-related projects, flag only applies to associated field samples that have detectable concentrations of the analyte at less than ten times (10x) the concentration found in the blank AND the analyte was detected above one-half the reporting limit (or above the reporting limit for common lab contaminants) in the associated method blank. For NJ-Air-related projects, flag only applies to associated field samples that have detectable concentrations of the analyte above the reporting limit. For NJ-related projects (excluding Air), flag only applies to associated field samples that have detectable concentrations of the analyte, which was detected above the reporting limit in the associated method blank or above five times the reporting limit for common lab contaminants (Phthalates, Acetone, Methylene Chloride, 2-Butanone).

C - Co-elution: The target analyte co-elutes with a known lab standard (i.e. surrogate, internal standards, etc.) for co-extracted analyses.

D - Concentration of analyte was quantified from diluted analysis. Flag only applies to field samples that have detectable concentrations of the analyte.

E - Concentration of analyte exceeds the range of the calibration curve and/or linear range of the instrument.

F - The ratio of quantifier ion response to qualifier ion response falls outside of the laboratory criteria. Results are considered to be an estimated maximum concentration.

G - The concentration may be biased high due to matrix interferences (i.e, co-elution) with non-target compound(s). The result should be considered estimated.

H - The analysis of pH was performed beyond the regulatory-required holding time of 15 minutes from the time of sample collection.

I - The lower value for the two columns has been reported due to obvious interference.

J - Estimated value. The Target analyte concentration is below the quantitation limit (RL), but above the Method Detection Limit (MDL) or Estimated Detection Limit (EDL) for SPME-related analyses. This represents an estimated concentration for Tentatively

Report Format: DU Report with 'J' Qualifiers

Project Name:	AMHERST CENTRAL PARK-SOUTH	**Lab Number:**	L2407304
Project Number:	H22.009.001	**Report Date:**	02/16/24

Data Qualifiers

Identified Compounds (TICs). For calculated parameters, this represents that one or more values used in the calculation were estimated.

M - Reporting Limit (RL) exceeds the MCP CAM Reporting Limit for this analyte.

ND - Not detected at the method detection limit (MDL) for the sample, or estimated detection limit (EDL) for SPME-related analyses.

NJ - Presumptive evidence of compound. This represents an estimated concentration for Tentatively Identified Compounds (TICs), where the identification is based on a mass spectral library search.

P - The RPD between the results for the two columns exceeds the method-specified criteria.

Q - The quality control sample exceeds the associated acceptance criteria. For DOD-related projects, LCS and/or Continuing Calibration Standard exceedences are also qualified on all associated sample results. Note: This flag is not applicable for matrix spike recoveries when the sample concentration is greater than 4x the spike added or for batch duplicate RPD when the sample concentrations are less than 5x the RL. (Metals only.)

R - Analytical results are from sample re-analysis.

RE - Analytical results are from sample re-extraction.

S - Analytical results are from modified screening analysis.

V - The surrogate associated with this target analyte has a recovery outside the QC acceptance limits. (Applicable to MassDEP DW Compliance samples only.)

Z - The batch matrix spike and/or duplicate associated with this target analyte has a recovery/RPD outside the QC acceptance limits. (Applicable to MassDEP DW Compliance samples only.)

Report Format: DU Report with 'J' Qualifiers

Project Name:	AMHERST CENTRAL PARK-SOUTH	**Lab Number:**	L2407304
Project Number:	H22.009.001	**Report Date:**	02/16/24

REFERENCES

1 Test Methods for Evaluating Solid Waste: Physical/Chemical Methods. EPA SW-846. Third Edition. Updates I - VI, 2018.

121 Standard Methods for the Examination of Water and Wastewater. APHA-AWWA-WEF. Standard Methods Online.

LIMITATION OF LIABILITIES

Alpha Analytical performs services with reasonable care and diligence normal to the analytical testing laboratory industry. In the event of an error, the sole and exclusive responsibility of Alpha Analytical shall be to re-perform the work at it's own expense. In no event shall Alpha Analytical be held liable for any incidental, consequential or special damages, including but not limited to, damages in any way connected with the use of, interpretation of, information or analysis provided by Alpha Analytical.

We strongly urge our clients to comply with EPA protocol regarding sample volume, preservation, cooling, containers, sampling procedures, holding time and splitting of samples in the field.

Certification Information

The following analytes are not included in our Primary NELAP Scope of Accreditation:

Westborough Facility
EPA 624.1: m/p-xylene, o-xylene, Naphthalene
EPA 625.1: alpha-Terpineol
EPA 8260D: NPW: 1,2,4,5-Tetramethylbenzene; 4-Ethyltoluene, Azobenzene; SCM: Iodomethane (methyl iodide), 1,2,4,5-Tetramethylbenzene; 4-Ethyltoluene.
EPA 8270E: NPW: Dimethylnaphthalene,1,4-Diphenylhydrazine, alpha-Terpineol; SCM: Dimethylnaphthalene,1,4-Diphenylhydrazine.
SM4500: NPW: Amenable Cyanide; SCM: Total Phosphorus, TKN, NO2, NO3.

Mansfield Facility
SM 2540D: TSS.
EPA TO-15: Halothane, 2,4,4-Trimethyl-2-pentene, 2,4,4-Trimethyl-1-pentene, Thiophene, 2-Methylthiophene, 3-Methylthiophene, 2-Ethylthiophene, 1,2,3-Trimethylbenzene, Indan, Indene, 1,2,4,5-Tetramethylbenzene, Benzothiophene, 1-Methylnaphthalene.
Biological Tissue Matrix: EPA 3050B

The following analytes are included in our Massachusetts DEP Scope of Accreditation

Westborough Facility:

Drinking Water
EPA 300.0: Chloride, Nitrate-N, Fluoride, Sulfate; **EPA 353.2**: Nitrate-N, Nitrite-N; **SM4500NO3-F**: Nitrate-N, Nitrite-N; **SM4500F-C, SM4500CN-CE, EPA 180.1, SM2130B, SM4500Cl-D, SM2320B, SM2540C, SM4500H-B, SM4500NO2-B**
EPA 524.2: THMs and VOCs; **EPA 504.1:** EDB, DBCP.
Microbiology: **SM9215B; SM9223-P/A, SM9223B-Colilert-QT,SM9222D**.

Non-Potable Water
SM4500H,B, EPA 120.1, SM2510B, SM2540C, SM2320B, SM4500CL-E, SM4500F-BC, SM4500NH3-BH: Ammonia-N and Kjeldahl-N, **EPA 350.1**: Ammonia-N, **LACHAT 10-107-06-1-B**: Ammonia-N, **EPA 351.1, SM4500NO3-F, EPA 353.2**: Nitrate-N**, SM4500P-E, SM4500P-B, E, SM4500SO4-E, SM5220D, EPA 410.4, SM5210B, SM5310C, SM4500CL-D, EPA 1664, EPA 420.1, SM4500-CN-CE, SM2540D, EPA 300: Chloride, Sulfate, Nitrate.**
EPA 624.1: Volatile Halocarbons & Aromatics,
EPA 608.3: Chlordane, Toxaphene, Aldrin, alpha-BHC, beta-BHC, gamma-BHC, delta-BHC, Dieldrin, DDD, DDE, DDT, Endosulfan I, Endosulfan II, Endosulfan sulfate, Endrin, Endrin Aldehyde, Heptachlor, Heptachlor Epoxide, PCBs
EPA 625.1: SVOC (Acid/Base/Neutral Extractables).
Microbiology: **SM9223B-Colilert-QT; Enterolert-QT, SM9221E, EPA 1600, EPA 1603, SM9222D.**

Mansfield Facility:

Drinking Water
EPA 200.7: Al, Ba, Cd, Cr, Cu, Fe, Mn, Ni, Na, Ag, Ca, Zn. **EPA 200.8:** Al, Sb, As, Ba, Be, Cd, Cr, Cu, Pb, Mn, Ni, Se, Ag, TL, Zn. **EPA 245.1** Hg.
EPA 522, EPA 537.1.

Non-Potable Water
EPA 200.7: Al, Sb, As, Be, Cd, Ca, Cr, Co, Cu, Fe, Pb, Mg, Mn, Mo, Ni, K, Se, Ag, Na, Sr, TL, Ti, V, Zn.
EPA 200.8: Al, Sb**,** As, Be, Cd, Cr, Cu, Fe, Pb, Mn, Ni, K, Se, Ag, Na, TL, Zn.
EPA 245.1 Hg.
SM2340B

For a complete listing of analytes and methods, please contact your Alpha Project Manager.

NEW YORK CHAIN OF CUSTODY

ALPHA ANALYTICAL

Westborough, MA 01581
8 Walkup Dr.
TEL: 508-898-9220
FAX: 508-898-9193

Mansfield, MA 02048
320 Forbes Blvd
TEL: 508-822-9300
FAX: 508-822-3288

Service Centers
Mahwah, NJ 07430: 35 Whitney Rd, Suite 5
Albany, NY 12205: 14 Walker Way
Tonawanda, NY 14150: 275 Cooper Ave, Suite 105

Page of

Date Rec'd in Lab: 2/9/24

ALPHA Job #: L2407304

Client Information

Client: C & S Engineers
Address: 141 Elm St, Ste 100
Buffalo, NY 14203
Phone: (716) 847-1630
Fax:
Email: cmartin@cscos.com

Project Information

Project Name: Amherst Central Park-South
Project Location:
Project #: H22-009.001
(Use Project name as Project #)
Project Manager: Cody Martin
ALPHAQuote #:

Turn-Around Time

Standard [X] Due Date:
Rush (only if pre approved) [ ] # of Days:

Deliverables

[ ] ASP-A [X] ASP-B
[X] EQuIS (1 File) [ ] EQuIS (4 File)
[ ] Other

Regulatory Requirement

[ ] NY TOGS [X] NY Part 375
[ ] AWQ Standards [ ] NY CP 51
[ ] NY Restricted Use [ ] Other
[ ] NY Unrestricted Use
[ ] NYC Sewer Discharge

Billing Information

[X] Same as Client Info
PO #

Disposal Site Information

Please identify below location of applicable disposal facilities.
Disposal Facility:
[ ] NJ [X] NY
[ ] Other:

These samples have been previously analyzed by Alpha [ ]

Other project specific requirements/comments:

Please specify Metals or TAL.

ANALYSIS

Cadmium
TCL

Sample Filtration
[ ] Done
[ ] Lab to do
Preservation
[ ] Lab to do
(Please Specify below)

Sample Specific Comments

Total Bottles

ALPHA Lab ID (Lab Use Only)	Sample ID	Collection Date	Collection Time	Sample Matrix	Sampler's Initials	Cadmium	TCL	Sample Specific Comments	Total Bottles
07304-01	E-01-A	2/8/24	1105	Soil	BW	X	X		2
02	E-01-B	"	"	"	"	X	X		
03	E-01-C	"	"	"	"	X	X	hold	
04	E-01-D	"	"	"	"	X	X	hold	
05	E-01-E	"	↓	"	"	X	X	hold	
06	E-02-A	"	1100	"	"	X	X		
07	E-02-B	"	"	"	"	X	X		
08	E-02-C	"	"	"	"	X	X	hold	
09	E-02-D	"	"	"	"	X	X	hold	
10	E-02-E	↓	↓	↓	↓	X	X	hold	4

Container Type: G P
Preservative: A A

Preservative Code:
A = None
B = HCl
C = HNO_3
D = H_2SO_4
E = NaOH
F = MeOH
G = $NaHSO_4$
H = $Na_2S_2O_3$
K/E = Zn Ac/NaOH
O = Other

Container Code
P = Plastic
A = Amber Glass
V = Vial
G = Glass
B = Bacteria Cup
C = Cube
O = Other
E = Encore
D = BOD Bottle

Westboro: Certification No: MA935
Mansfield: Certification No: MA015

Relinquished By:	Date/Time	Received By:	Date/Time
	2/8/24 1701		2/8/17
	2/8/24 17:01		2/9/24 0115

Please print clearly, legibly and completely. Samples can not be logged in and turnaround time clock will not start until any ambiguities are resolved. BY EXECUTING THIS COC, THE CLIENT HAS READ AND AGREES TO BE BOUND BY ALPHA'S TERMS & CONDITIONS. (See reverse side.)

Form No: 01-25 HC (rev. 30-Sept-2013)

NEW YORK CHAIN OF CUSTODY

ALPHA ANALYTICAL

Westborough, MA 01581
8 Walkup Dr.
TEL: 508-898-9220
FAX: 508-898-9193

Mansfield, MA 02048
320 Forbes Blvd
TEL: 508-822-9300
FAX: 508-822-3288

Service Centers
Mahwah, NJ 07430: 35 Whitney Rd, Suite 5
Albany, NY 12205: 14 Walker Way
Tonawanda, NY 14150: 275 Cooper Ave, Suite 105

Page of

Date Rec'd in Lab: 2/9/24

ALPHA Job #: L2407304

Client Information
Client: GES Engineers
Address: 141 Elm St, Ste 100
Buffalo, NY 14203
Phone: (716) 847-1630
Fax:
Email: cmartin@cscos.com

Project Information
Project Name: Amherst Central Park - South
Project Location:
Project # H22.009.001
(Use Project name as Project #)
Project Manager: Cody Martin
ALPHAQuote #:

Turn-Around Time
Standard [X] Due Date:
Rush (only if pre approved) [ ] # of Days:

Deliverables
[ ] ASP-A [X] ASP-B
[X] EQuIS (1 File) [ ] EQuIS (4 File)
[ ] Other

Billing Information
[X] Same as Client Info
PO #

Regulatory Requirement
[ ] NY TOGS [X] NY Part 375
[ ] AWQ Standards [ ] NY CP-51
[ ] NY Restricted Use [ ] Other
[ ] NY Unrestricted Use
[ ] NYC Sewer Discharge

Disposal Site Information
Please identify below location of applicable disposal facilities.
Disposal Facility:
[ ] NJ [X] NY
[ ] Other:

These samples have been previously analyzed by Alpha [ ]

Other project specific requirements/comments:

Please specify Metals or TAL.

ANALYSIS

Sample Filtration
[ ] Done
[ ] Lab to do
Preservation
[ ] Lab to do
(Please Specify below)

ALPHA Lab ID (Lab Use Only)	Sample ID	Collection Date	Collection Time	Sample Matrix	Sampler's Initials	Cadmium	TS	Sample Specific Comments	Total Bottle
07304-11	E-03-A	2/8/24	1055	SO	BW	X	X		2
12	E-03-B					X	X		
13	E-03-C					X	X	hold	
14	E-03-D					X	X	hold	
15	E-03-E					X	X	hold	
16	E-04-A		1050			X	X		
17	E-04-B					X	X		
18	E-04-C					X	X	hold	
19	E-04-D					X	X	hold	
20	E-04-E					X	X	hold	*
					Container Type	G	P		
					Preservative	A	A		

Preservative Code:
A = None
B = HCl
C = HNO_3
D = H_2SO_4
E = NaOH
F = MeOH
G = $NaHSO_4$
H = $Na_2S_2O_3$
K/E = Zn Ac/NaOH
O = Other

Container Code
P = Plastic
A = Amber Glass
V = Vial
G = Glass
B = Bacteria Cup
C = Cube
O = Other
E = Encore
D = BOD Bottle

Westboro: Certification No: MA935
Mansfield: Certification No: MA015

Relinquished By:	Date/Time	Received By:	Date/Time
	2/8/24 1700		2/8/17 17:00
	2/8/24 17:00		2/9/24 0115

Please print clearly, legibly and completely. Samples can not be logged in and turnaround time clock will not start until any ambiguities are resolved. BY EXECUTING THIS COC, THE CLIENT HAS READ AND AGREES TO BE BOUND BY ALPHA'S TERMS & CONDITIONS. (See reverse side.)

Form No: 01-25 HC (rev. 30-Sept-2013)

NEW YORK CHAIN OF CUSTODY

ALPHA ANALYTICAL

Westborough, MA 01581
8 Walkup Dr.
TEL: 508-898-9220
FAX: 508-898-9193

Mansfield, MA 02048
320 Forbes Blvd
TEL: 508-822-9300
FAX: 508-822-3288

Service Centers
Mahwah, NJ 07430: 35 Whitney Rd. Suite 5
Albany, NY 12205: 14 Walker Way
Tonawanda, NY 14150: 275 Cooper Ave, Suite 105

Page of

Date Rec'd in Lab: 2/9/24

ALPHA Job #: L2407304

Client Information
Client: C+S Engineers
Address: 141 Elm St, Suite 100
Buffalo, NY 14203
Phone: (716) 847-1630
Fax:
Email: CMartin@CSCOS.com

Project Information
Project Name: Amherst Central Park- South
Project Location:
Project #: H22.009.001
(Use Project name as Project #)
Project Manager: Cody Martin
ALPHAQuote #:

Turn-Around Time
Standard: X
Rush (only if pre approved):
Due Date:
# of Days:

Deliverables
ASP-A: ☐ ASP-B: X
EQuIS (1 File): X EQuIS (4 File): ☐
Other: ☐

Billing Information
Same as Client Info: X
PO #

Regulatory Requirement
NY TOGS: ☐ NY Part 375: X
AWQ Standards: ☐ NY CP-51: ☐
NY Restricted Use: ☐ Other: ☐
NY Unrestricted Use: ☐
NYC Sewer Discharge: ☐

Disposal Site Information
Please identify below location of applicable disposal facilities.
Disposal Facility:
NJ: ☐ NY: X
Other: ☐

These samples have been previously analyzed by Alpha ☐

Other project specific requirements/comments:

Please specify Metals or TAL.

ANALYSIS

Sample Filtration
☐ Done
☐ Lab to do
Preservation
☐ Lab to do
(Please Specify below)

ALPHA Lab ID (Lab Use Only)	Sample ID	Collection Date	Collection Time	Sample Matrix	Sampler's Initials	Total Metals	TCLP	Cadmium	Total # Bottles	Sample Specific Comments
	N-04-C-MSD	2/8	1120	Soil	BW		X	X		
07304-18	E-04-C MS	2/8	1050	Soil	BW		X	X		
18	E-04-C-MSD	2/8	1050	Soil	"		X	X		
21	DUP-03	2/8	1050	Soil	"		X	X		
	W-02-E-MS	"	1030	Soil	"		X	X		
	W-02-E-MSD	"	"	Soil	"		X	X		
22	DUP-04	"	"	Soil	"		X	X		

Container Type: P G
Preservative: A A

Preservative Code:
A = None
B = HCl
C = HNO_3
D = H_2SO_4
E = NaOH
F = MeOH
G = $NaHSO_4$
H = $Na_2S_2O_3$
K/E = Zn Ac/NaOH
O = Other

Container Code
P = Plastic
A = Amber Glass
V = Vial
G = Glass
B = Bacteria Cup
C = Cube
O = Other
E = Encore
D = BOD Bottle

Westboro: Certification No: MA935
Mansfield: Certification No: MA015

Relinquished By:	Date/Time	Received By:	Date/Time
	2/8/24 1700		2/8/24 17:00
	2/8/24 17:00		2/9/24 0115

Please print clearly, legibly and completely. Samples can not be logged in and turnaround time clock will not start until any ambiguities are resolved. BY EXECUTING THIS COC, THE CLIENT HAS READ AND AGREES TO BE BOUND BY ALPHA'S TERMS & CONDITIONS. (See reverse side.)

Form No: 01-25 HC (rev. 30-Sept-2013)

NEW YORK CHAIN OF CUSTODY

ALPHA

Westborough, MA 01581
8 Walkup Dr.
TEL: 508-898-9220
FAX: 508-898-9193

Mansfield, MA 02048
320 Forbes Blvd
TEL: 508-822-9300
FAX: 508-822-3288

Service Centers
Mahwah, NJ 07430: 35 Whitney Rd, Suite 5
Albany, NY 12205: 14 Walker Way
Tonawanda, NY 14150: 275 Cooper Ave, Suite 105

Page of

Date Rec'd in Lab: 2/9/24

ALPHA Job #: L2407304

Client Information

Client: GES Engineers
Address: 11 Elm St, Ste 100
Buffalo, NY 14203
Phone: (716) 847-1630
Fax:
Email: cmartin@cscos.com

Project Information

Project Name: Amherst Central Park - South
Project Location:
Project #: H22-009.001
(Use Project name as Project #)
Project Manager: Cody Martin
ALPHAQuote #:

Turn-Around Time

Standard: X
Rush (only if pre approved):
Due Date:
# of Days:

Deliverables

- ASP-A
- X ASP-B
- X EQuIS (1 File)
- EQuIS (4 File)
- Other

Regulatory Requirement

- NYTOGS
- X NY Part 375
- AWQ Standards
- NY CP-51
- NY Restricted Use
- Other
- NY Unrestricted Use
- NYC Sewer Discharge

Billing Information

- X Same as Client Info

PO #:

Disposal Site Information

Please identify below location of applicable disposal facilities.

Disposal Facility:
- NJ
- X NY
- Other:

These samples have been previously analyzed by Alpha

Other project specific requirements/comments:

Please specify Metals or TAL.

ANALYSIS

Sample Filtration
- Done
- Lab to do

Preservation
- Lab to do

(Please Specify below)

Total Bottle

ALPHA Lab ID (Lab Use Only)	Sample ID	Collection Date	Collection Time	Sample Matrix	Sampler's Initials	Cadmium	TCL	Cyanide	Hex Cr					Sample Specific Comments
	SB-21-C	2/8	9:30	Soil	BW	X	X							
	SB-21-D					X	X							
	SB-21-E					X	X							
	SB-21-11ft	2/8	9:45			X	X	X	X					
	SB-17-15ft	2/8	12:20			X	X	X	X					
07304-01	E-01-D-MS	2/8	11:05			X	X							
01	E-01-D-MSD	2/8	11:05			X	X							
23	DUP-01	2/8	11:05			X	X							
24	DUP-02	2/8	11:20			X	X							
	N-04-C-MS	2/8	11:20			X	X							
Container Type						G	P	G	G					
Preservative						A	A	A	A					

Preservative Code:
A = None
B = HCl
C = HNO_3
D = H_2SO_4
E = NaOH
F = MeOH
G = $NaHSO_4$
H = $Na_2S_2O_3$
K/E = Zn Ac/NaOH
O = Other

Container Code:
P = Plastic
A = Amber Glass
V = Vial
G = Glass
B = Bacteria Cup
C = Cube
O = Other
E = Encore
D = BOD Bottle

Westboro: Certification No: MA935
Mansfield: Certification No: MA015

Relinquished By:	Date/Time	Received By:	Date/Time
	2/8/24 11:00		2/8/24 17:00
	2/8/24 17:20		2/9/24 0115

Please print clearly, legibly and completely. Samples can not be logged in and turnaround time clock will not start until any ambiguities are resolved. BY EXECUTING THIS COC, THE CLIENT HAS READ AND AGREES TO BE BOUND BY ALPHA'S TERMS & CONDITIONS. (See reverse side.)

Form No: CI-25 HC (rev. 30-Sept-2013)

JOB: L2409254 REPORT STYLE: Data Usability Report
0010: Alpha Analytical Report Cover Page - OK
0015: Sample Cross Reference Summary - OK
0060: Case Narrative - OK
1005: Metals Sample Results - OK
1010: Metals Method Blank Report - OK
1020: Metals LCS Report - OK
1040: Metals Matrix Spike Report - OK
1180: Inorganics Cover Page - OK
1200: Wet Chemistry Sample Results - OK
5100: Sample Receipt & Container Information Report - OK
5200: Glossary - OK
5400: References - OK

ANALYTICAL REPORT

Lab Number:	L2409254
Client:	C&S Companies 141 Elm Street, Suite 100 Buffalo, NY 14203
ATTN:	Cody Martin
Phone:	(716) 847-1630
Project Name:	AMHERST CENTRAL PARK SOUTH
Project Number:	H22.009.003
Report Date:	02/28/24

The original project report/data package is held by Alpha Analytical. This report/data package is paginated and should be reproduced only in its entirety. Alpha Analytical holds no responsibility for results and/or data that are not consistent with the original.

Certifications & Approvals: MA (M-MA086), NH NELAP (2064), CT (PH-0826), IL (200077), IN (C-MA-03), KY (KY98045), ME (MA00086), MD (348), NJ (MA935), NY (11148), NC (25700/666), OH (CL108), OR (MA-1316), PA (68-03671), RI (LAO00065), TX (T104704476), VT (VT-0935), VA (460195), USDA (Permit #525-23-122-91930).

Eight Walkup Drive, Westborough, MA 01581-1019
508-898-9220 (Fax) 508-898-9193 800-624-9220 - www.alphalab.com

Project Name: AMHERST CENTRAL PARK SOUTH
Project Number: H22.009.003

Lab Number: L2409254
Report Date: 02/28/24

Alpha Sample ID	Client ID	Matrix	Sample Location	Collection Date/Time	Receive Date
L2409254-01	E-05-A	SOIL	Not Specified	02/21/24 09:20	02/21/24
L2409254-02	E-05-B	SOIL	Not Specified	02/21/24 09:20	02/21/24
L2409254-03	E-05-C	SOIL	Not Specified	02/21/24 09:20	02/21/24
L2409254-04	E-06-A	SOIL	Not Specified	02/21/24 09:30	02/21/24
L2409254-05	E-06-B	SOIL	Not Specified	02/21/24 09:30	02/21/24
L2409254-06	E-06-C	SOIL	Not Specified	02/21/24 09:30	02/21/24
L2409254-07	E-07-A	SOIL	Not Specified	02/21/24 09:40	02/21/24
L2409254-08	E-07-B	SOIL	Not Specified	02/21/24 09:40	02/21/24
L2409254-09	E-07-C	SOIL	Not Specified	02/21/24 09:40	02/21/24

Project Name:	AMHERST CENTRAL PARK SOUTH	**Lab Number:**	L2409254
Project Number:	H22.009.003	**Report Date:**	02/28/24

Case Narrative

The samples were received in accordance with the Chain of Custody and no significant deviations were encountered during the preparation or analysis unless otherwise noted. Sample Receipt, Container Information, and the Chain of Custody are located at the back of the report.

Results contained within this report relate only to the samples submitted under this Alpha Lab Number and meet NELAP requirements for all NELAP accredited parameters unless otherwise noted in the following narrative. The data presented in this report is organized by parameter (i.e. VOC, SVOC, etc.). Sample specific Quality Control data (i.e. Surrogate Spike Recovery) is reported at the end of the target analyte list for each individual sample, followed by the Laboratory Batch Quality Control at the end of each parameter. Tentatively Identified Compounds (TICs), if requested, are reported for compounds identified to be present and are not part of the method/program Target Compound List, even if only a subset of the TCL are being reported. If a sample was re-analyzed or re-extracted due to a required quality control corrective action and if both sets of data are reported, the Laboratory ID of the re-analysis or re-extraction is designated with an "R" or "RE", respectively.

When multiple Batch Quality Control elements are reported (e.g. more than one LCS), the associated samples for each element are noted in the grey shaded header line of each data table. Any Laboratory Batch, Sample Specific % recovery or RPD value that is outside the listed Acceptance Criteria is bolded in the report. In reference to questions H (CAM) or 4 (RCP) when "NO" is checked, the performance criteria for CAM and RCP methods allow for some quality control failures to occur and still be within method compliance. In these instances, the specific failure is not narrated but noted in the associated QC Outlier Summary Report, located directly after the Case Narrative. QC information is also incorporated in the Data Usability Assessment table (Format 11) of our Data Merger tool, where it can be reviewed in conjunction with the sample result, associated regulatory criteria and any associated data usability implications.

Soil/sediments, solids and tissues are reported on a dry weight basis unless otherwise noted. Definitions of all data qualifiers and acronyms used in this report are provided in the Glossary located at the back of the report.

HOLD POLICY - For samples submitted on hold, Alpha's policy is to hold samples (with the exception of Air canisters) free of charge for 21 calendar days from the date the project is completed. After 21 calendar days, we will dispose of all samples submitted including those put on hold unless you have contacted your Alpha Project Manager and made arrangements for Alpha to continue to hold the samples. Air canisters will be disposed after 3 business days from the date the project is completed.

Please contact Project Management at 800-624-9220 with any questions.

Project Name:	AMHERST CENTRAL PARK SOUTH	**Lab Number:**	L2409254
Project Number:	H22.009.003	**Report Date:**	02/28/24

Case Narrative (continued)

Report Submission

February 28, 2024: This is a preliminary report.

All non-detect (ND) or estimated concentrations (J-qualified) have been quantitated to the limit noted in the MDL column.

Solids, Total

L2409254-01 and -02: A Laboratory Duplicate was prepared with the sample batch, however, the native sample was not available for reporting; therefore, the results could not be reported.

I, the undersigned, attest under the pains and penalties of perjury that, to the best of my knowledge and belief and based upon my personal inquiry of those responsible for providing the information contained in this analytical report, such information is accurate and complete. This certificate of analysis is not complete unless this page accompanies any and all pages of this report.

Authorized Signature: Michelle M. Morris

Title: Technical Director/Representative Date: 02/28/24

METALS

Project Name: AMHERST CENTRAL PARK SOUTH
Lab Number: L2409254
Project Number: H22.009.003
Report Date: 02/28/24

SAMPLE RESULTS

Lab ID: L2409254-01
Client ID: E-05-A
Sample Location: Not Specified
Date Collected: 02/21/24 09:20
Date Received: 02/21/24
Field Prep: Not Specified

Sample Depth:
Matrix: Soil
Percent Solids: 49%

Parameter	Result	Qualifier	Units	RL	MDL	Dilution Factor	Date Prepared	Date Analyzed	Prep Method	Analytical Method	Analyst
Total Metals - Mansfield Lab											
Cadmium, Total	11.9		mg/kg	0.789	0.077	1	02/23/24 07:30	02/23/24 21:11	EPA 3050B	1,6010D	JTS

Project Name: AMHERST CENTRAL PARK SOUTH
Lab Number: L2409254
Project Number: H22.009.003
Report Date: 02/28/24

SAMPLE RESULTS

Lab ID: L2409254-02
Client ID: E-05-B
Sample Location: Not Specified
Date Collected: 02/21/24 09:20
Date Received: 02/21/24
Field Prep: Not Specified

Sample Depth:
Matrix: Soil
Percent Solids: 63%

Parameter	Result	Qualifier	Units	RL	MDL	Dilution Factor	Date Prepared	Date Analyzed	Prep Method	Analytical Method	Analyst
Total Metals - Mansfield Lab											
Cadmium, Total	10.2		mg/kg	0.607	0.060	1	02/23/24 07:30	02/23/24 21:15	EPA 3050B	1,6010D	JTS

Project Name: AMHERST CENTRAL PARK SOUTH **Lab Number:** L2409254

Project Number: H22.009.003 **Report Date:** 02/28/24

Method Blank Analysis
Batch Quality Control

Parameter	Result	Qualifier	Units	RL	MDL	Dilution Factor	Date Prepared	Date Analyzed	Analytical Method	Analyst
Total Metals - Mansfield Lab for sample(s): 01-02 Batch: WG1888380-1										
Cadmium, Total	ND		mg/kg	0.400	0.039	1	02/23/24 07:30	02/23/24 11:17	1,6010D	MRC

Prep Information

Digestion Method: EPA 3050B

Lab Control Sample Analysis

Batch Quality Control

Project Name: AMHERST CENTRAL PARK SOUTH

Project Number: H22.009.003

Lab Number: L2409254

Report Date: 02/28/24

Parameter	LCS %Recovery	Qual	LCSD %Recovery	Qual	%Recovery Limits	RPD	Qual	RPD Limits
Total Metals - Mansfield Lab Associated sample(s): 01-02 Batch: WG1888380-2 SRM Lot Number: D123-540								
Cadmium, Total	109		-		83-118	-		

Matrix Spike Analysis
Batch Quality Control

Project Name: AMHERST CENTRAL PARK SOUTH
Project Number: H22.009.003

Lab Number: L2409254
Report Date: 02/28/24

Parameter	Native Sample	MS Added	MS Found	MS %Recovery	Qual	MSD Found	MSD %Recovery	Qual	Recovery Limits	RPD	Qual	RPD Limits
Total Metals - Mansfield Lab Associated sample(s): 01-02 QC Batch ID: WG1888380-3 QC Sample: L2409602-01 Client ID: MS Sample												
Cadmium, Total	0.326J	5.04	3.77	75		-	-		75-125	-		20

INORGANICS
&
MISCELLANEOUS

Project Name: AMHERST CENTRAL PARK SOUTH
Project Number: H22.009.003
Lab Number: L2409254
Report Date: 02/28/24

SAMPLE RESULTS

Lab ID: L2409254-01
Client ID: E-05-A
Sample Location: Not Specified
Sample Depth:
Matrix: Soil

Date Collected: 02/21/24 09:20
Date Received: 02/21/24
Field Prep: Not Specified

Parameter	Result	Qualifier	Units	RL	MDL	Dilution Factor	Date Prepared	Date Analyzed	Analytical Method	Analyst
General Chemistry - Westborough Lab										
Solids, Total	49.4		%	0.100	NA	1	-	02/22/24 20:28	121,2540G	SJB

Project Name: AMHERST CENTRAL PARK SOUTH
Project Number: H22.009.003
Lab Number: L2409254
Report Date: 02/28/24

SAMPLE RESULTS

Lab ID: L2409254-02
Client ID: E-05-B
Sample Location: Not Specified
Sample Depth:
Matrix: Soil

Date Collected: 02/21/24 09:20
Date Received: 02/21/24
Field Prep: Not Specified

Parameter	Result	Qualifier	Units	RL	MDL	Dilution Factor	Date Prepared	Date Analyzed	Analytical Method	Analyst
General Chemistry - Westborough Lab										
Solids, Total	62.7		%	0.100	NA	1	-	02/22/24 20:28	121,2540G	SJB

Project Name: AMHERST CENTRAL PARK SOUTH
Project Number: H22.009.003

Lab Number: L2409254
Report Date: 02/28/24

Sample Receipt and Container Information

Were project specific reporting limits specified? YES

Cooler Information

Cooler	Custody Seal
A	Absent

Container Information

Container ID	Container Type	Cooler	Initial pH	Final pH	Temp deg C	Pres	Seal	Frozen Date/Time	Analysis(*)
L2409254-01A	Glass 120ml/4oz unpreserved	A	NA		4.8	Y	Absent		TS(7),CD-TI(180)
L2409254-02A	Glass 120ml/4oz unpreserved	A	NA		4.8	Y	Absent		TS(7),CD-TI(180)
L2409254-03A	Glass 120ml/4oz unpreserved	A	NA		4.8	Y	Absent		HOLD-WETCHEM()
L2409254-03B	Glass 60ml unpreserved split	A	NA		4.8	Y	Absent		HOLD-METAL(180)
L2409254-04A	Glass 120ml/4oz unpreserved	A	NA		4.8	Y	Absent		HOLD-WETCHEM()
L2409254-04B	Glass 60ml unpreserved split	A	NA		4.8	Y	Absent		HOLD-METAL(180)
L2409254-05A	Glass 120ml/4oz unpreserved	A	NA		4.8	Y	Absent		HOLD-WETCHEM()
L2409254-05B	Glass 60ml unpreserved split	A	NA		4.8	Y	Absent		HOLD-METAL(180)
L2409254-06A	Glass 120ml/4oz unpreserved	A	NA		4.8	Y	Absent		HOLD-WETCHEM()
L2409254-06B	Glass 60ml unpreserved split	A	NA		4.8	Y	Absent		HOLD-METAL(180)
L2409254-07A	Glass 120ml/4oz unpreserved	A	NA		4.8	Y	Absent		HOLD-WETCHEM()
L2409254-07B	Glass 60ml unpreserved split	A	NA		4.8	Y	Absent		HOLD-METAL(180)
L2409254-08A	Glass 120ml/4oz unpreserved	A	NA		4.8	Y	Absent		HOLD-WETCHEM()
L2409254-08B	Glass 60ml unpreserved split	A	NA		4.8	Y	Absent		HOLD-METAL(180)
L2409254-09A	Glass 120ml/4oz unpreserved	A	NA		4.8	Y	Absent		HOLD-WETCHEM()
L2409254-09B	Glass 60ml unpreserved split	A	NA		4.8	Y	Absent		HOLD-METAL(180)

*Values in parentheses indicate holding time in days

Project Name:	AMHERST CENTRAL PARK SOUTH	**Lab Number:**	L2409254
Project Number:	H22.009.003	**Report Date:**	02/28/24

GLOSSARY

Acronyms

DL	- Detection Limit: This value represents the level to which target analyte concentrations are reported as estimated values, when those target analyte concentrations are quantified below the limit of quantitation (LOQ). The DL includes any adjustments from dilutions, concentrations or moisture content, where applicable. (DoD report formats only.)
EDL	- Estimated Detection Limit: This value represents the level to which target analyte concentrations are reported as estimated values, when those target analyte concentrations are quantified below the reporting limit (RL). The EDL includes any adjustments from dilutions, concentrations or moisture content, where applicable. The use of EDLs is specific to the analysis of PAHs using Solid-Phase Microextraction (SPME).
EMPC	- Estimated Maximum Possible Concentration: The concentration that results from the signal present at the retention time of an analyte when the ions meet all of the identification criteria except the ion abundance ratio criteria. An EMPC is a worst-case estimate of the concentration.
EPA	- Environmental Protection Agency.
LCS	- Laboratory Control Sample: A sample matrix, free from the analytes of interest, spiked with verified known amounts of analytes or a material containing known and verified amounts of analytes.
LCSD	- Laboratory Control Sample Duplicate: Refer to LCS.
LFB	- Laboratory Fortified Blank: A sample matrix, free from the analytes of interest, spiked with verified known amounts of analytes or a material containing known and verified amounts of analytes.
LOD	- Limit of Detection: This value represents the level to which a target analyte can reliably be detected for a specific analyte in a specific matrix by a specific method. The LOD includes any adjustments from dilutions, concentrations or moisture content, where applicable. (DoD report formats only.)
LOQ	- Limit of Quantitation: The value at which an instrument can accurately measure an analyte at a specific concentration. The LOQ includes any adjustments from dilutions, concentrations or moisture content, where applicable. (DoD report formats only.) Limit of Quantitation: The value at which an instrument can accurately measure an analyte at a specific concentration. The LOQ includes any adjustments from dilutions, concentrations or moisture content, where applicable. (DoD report formats only.)
MDL	- Method Detection Limit: This value represents the level to which target analyte concentrations are reported as estimated values, when those target analyte concentrations are quantified below the reporting limit (RL). The MDL includes any adjustments from dilutions, concentrations or moisture content, where applicable.
MS	- Matrix Spike Sample: A sample prepared by adding a known mass of target analyte to a specified amount of matrix sample for which an independent estimate of target analyte concentration is available. For Method 332.0, the spike recovery is calculated using the native concentration, including estimated values.
MSD	- Matrix Spike Sample Duplicate: Refer to MS.
NA	- Not Applicable.
NC	- Not Calculated: Term is utilized when one or more of the results utilized in the calculation are non-detect at the parameter's reporting unit.
NDPA/DPA	- N-Nitrosodiphenylamine/Diphenylamine.
NI	- Not Ignitable.
NP	- Non-Plastic: Term is utilized for the analysis of Atterberg Limits in soil.
NR	- No Results: Term is utilized when 'No Target Compounds Requested' is reported for the analysis of Volatile or Semivolatile Organic TIC only requests.
RL	- Reporting Limit: The value at which an instrument can accurately measure an analyte at a specific concentration. The RL includes any adjustments from dilutions, concentrations or moisture content, where applicable.
RPD	- Relative Percent Difference: The results from matrix and/or matrix spike duplicates are primarily designed to assess the precision of analytical results in a given matrix and are expressed as relative percent difference (RPD). Values which are less than five times the reporting limit for any individual parameter are evaluated by utilizing the absolute difference between the values; although the RPD value will be provided in the report.
SRM	- Standard Reference Material: A reference sample of a known or certified value that is of the same or similar matrix as the associated field samples.
STLP	- Semi-dynamic Tank Leaching Procedure per EPA Method 1315.
TEF	- Toxic Equivalency Factors: The values assigned to each dioxin and furan to evaluate their toxicity relative to 2,3,7,8-TCDD.
TEQ	- Toxic Equivalent: The measure of a sample's toxicity derived by multiplying each dioxin and furan by its corresponding TEF and then summing the resulting values.
TIC	- Tentatively Identified Compound: A compound that has been identified to be present and is not part of the target compound list (TCL) for the method and/or program. All TICs are qualitatively identified and reported as estimated concentrations.

Report Format: DU Report with 'J' Qualifiers

Project Name:	AMHERST CENTRAL PARK SOUTH	**Lab Number:**	L2409254
Project Number:	H22.009.003	**Report Date:**	02/28/24

Footnotes

1 - The reference for this analyte should be considered modified since this analyte is absent from the target analyte list of the original method.

Terms

Analytical Method: Both the document from which the method originates and the analytical reference method. (Example: EPA 8260B is shown as 1,8260B.) The codes for the reference method documents are provided in the References section of the Addendum.

Chlordane: The target compound Chlordane (CAS No. 57-74-9) is reported for GC ECD analyses. Per EPA,this compound "refers to a mixture of chlordane isomers, other chlorinated hydrocarbons and numerous other components." (Reference: USEPA Toxicological Review of Chlordane, In Support of Summary Information on the Integrated Risk Information System (IRIS), December 1997.)

Difference: With respect to Total Oxidizable Precursor (TOP) Assay analysis, the difference is defined as the Post-Treatment value minus the Pre-Treatment value.

Final pH: As it pertains to Sample Receipt & Container Information section of the report, Final pH reflects pH of container determined after adjustment at the laboratory, if applicable. If no adjustment required, value reflects Initial pH.

Frozen Date/Time: With respect to Volatile Organics in soil, Frozen Date/Time reflects the date/time at which associated Reagent Water-preserved vials were initially frozen. Note: If frozen date/time is beyond 48 hours from sample collection, value will be reflected in 'bold'.

Gasoline Range Organics (GRO): Gasoline Range Organics (GRO) results include all chromatographic peaks eluting from Methyl tert butyl ether through Naphthalene, with the exception of GRO analysis in support of State of Ohio programs, which includes all chromatographic peaks eluting from Hexane through Dodecane.

Initial pH: As it pertains to Sample Receipt & Container Information section of the report, Initial pH reflects pH of container determined upon receipt, if applicable.

PAH Total: With respect to Alkylated PAH analyses, the 'PAHs, Total' result is defined as the summation of results for all or a subset of the following compounds: Naphthalene, C1-C4 Naphthalenes, 2-Methylnaphthalene, 1-Methylnaphthalene, Biphenyl, Acenaphthylene, Acenaphthene, Fluorene, C1-C3 Fluorenes, Phenanthrene, C1-C4 Phenanthrenes/Anthracenes, Anthracene, Fluoranthene, Pyrene, C1-C4 Fluoranthenes/Pyrenes, Benz(a)anthracene, Chrysene, C1-C4 Chrysenes, Benzo(b)fluoranthene, Benzo(j)+(k)fluoranthene, Benzo(e)pyrene, Benzo(a)pyrene, Perylene, Indeno(1,2,3-cd)pyrene, Dibenz(ah)+(ac)anthracene, Benzo(g,h,i)perylene. If a 'Total' result is requested, the results of its individual components will also be reported.

PFAS Total: With respect to PFAS analyses, the 'PFAS, Total (5)' result is defined as the summation of results for: PFHpA, PFHxS, PFOA, PFNA and PFOS. In addition, the 'PFAS, Total (6)' result is defined as the summation of results for: PFHpA, PFHxS, PFOA, PFNA, PFDA and PFOS. For MassDEP DW compliance analysis only, the 'PFAS, Total (6)' result is defined as the summation of results at or above the RL. Note: If a 'Total' result is requested, the results of its individual components will also be reported.

Total: With respect to Organic analyses, a 'Total' result is defined as the summation of results for individual isomers or Aroclors. If a 'Total' result is requested, the results of its individual components will also be reported. This is applicable to 'Total' results for methods 8260, 8081 and 8082.

Data Qualifiers

A - Spectra identified as "Aldol Condensates" are byproducts of the extraction/concentration procedures when acetone is introduced in the process.

B - The analyte was detected above the reporting limit in the associated method blank. Flag only applies to associated field samples that have detectable concentrations of the analyte at less than ten times (10x) the concentration found in the blank. For MCP-related projects, flag only applies to associated field samples that have detectable concentrations of the analyte at less than ten times (10x) the concentration found in the blank. For DOD-related projects, flag only applies to associated field samples that have detectable concentrations of the analyte at less than ten times (10x) the concentration found in the blank AND the analyte was detected above one-half the reporting limit (or above the reporting limit for common lab contaminants) in the associated method blank. For NJ-Air-related projects, flag only applies to associated field samples that have detectable concentrations of the analyte above the reporting limit. For NJ-related projects (excluding Air), flag only applies to associated field samples that have detectable concentrations of the analyte, which was detected above the reporting limit in the associated method blank or above five times the reporting limit for common lab contaminants (Phthalates, Acetone, Methylene Chloride, 2-Butanone).

C - Co-elution: The target analyte co-elutes with a known lab standard (i.e. surrogate, internal standards, etc.) for co-extracted analyses.

D - Concentration of analyte was quantified from diluted analysis. Flag only applies to field samples that have detectable concentrations of the analyte.

E - Concentration of analyte exceeds the range of the calibration curve and/or linear range of the instrument.

F - The ratio of quantifier ion response to qualifier ion response falls outside of the laboratory criteria. Results are considered to be an estimated maximum concentration.

G - The concentration may be biased high due to matrix interferences (i.e, co-elution) with non-target compound(s). The result should be considered estimated.

H - The analysis of pH was performed beyond the regulatory-required holding time of 15 minutes from the time of sample collection.

I - The lower value for the two columns has been reported due to obvious interference.

J - Estimated value. The Target analyte concentration is below the quantitation limit (RL), but above the Method Detection Limit (MDL) or Estimated Detection Limit (EDL) for SPME-related analyses. This represents an estimated concentration for Tentatively

Report Format: DU Report with 'J' Qualifiers

Project Name:	AMHERST CENTRAL PARK SOUTH	**Lab Number:**	L2409254
Project Number:	H22.009.003	**Report Date:**	02/28/24

Data Qualifiers

Identified Compounds (TICs). For calculated parameters, this represents that one or more values used in the calculation were estimated.

M - Reporting Limit (RL) exceeds the MCP CAM Reporting Limit for this analyte.

ND - Not detected at the method detection limit (MDL) for the sample, or estimated detection limit (EDL) for SPME-related analyses.

NJ - Presumptive evidence of compound. This represents an estimated concentration for Tentatively Identified Compounds (TICs), where the identification is based on a mass spectral library search.

P - The RPD between the results for the two columns exceeds the method-specified criteria.

Q - The quality control sample exceeds the associated acceptance criteria. For DOD-related projects, LCS and/or Continuing Calibration Standard exceedences are also qualified on all associated sample results. Note: This flag is not applicable for matrix spike recoveries when the sample concentration is greater than 4x the spike added or for batch duplicate RPD when the sample concentrations are less than 5x the RL. (Metals only.)

R - Analytical results are from sample re-analysis.

RE - Analytical results are from sample re-extraction.

S - Analytical results are from modified screening analysis.

V - The surrogate associated with this target analyte has a recovery outside the QC acceptance limits. (Applicable to MassDEP DW Compliance samples only.)

Z - The batch matrix spike and/or duplicate associated with this target analyte has a recovery/RPD outside the QC acceptance limits. (Applicable to MassDEP DW Compliance samples only.)

Report Format: DU Report with 'J' Qualifiers

Project Name:	AMHERST CENTRAL PARK SOUTH	**Lab Number:**	L2409254
Project Number:	H22.009.003	**Report Date:**	02/28/24

REFERENCES

1 Test Methods for Evaluating Solid Waste: Physical/Chemical Methods. EPA SW-846. Third Edition. Updates I - VI, 2018.

121 Standard Methods for the Examination of Water and Wastewater. APHA-AWWA-WEF. Standard Methods Online.

LIMITATION OF LIABILITIES

Alpha Analytical performs services with reasonable care and diligence normal to the analytical testing laboratory industry. In the event of an error, the sole and exclusive responsibility of Alpha Analytical shall be to re-perform the work at it's own expense. In no event shall Alpha Analytical be held liable for any incidental, consequential or special damages, including but not limited to, damages in any way connected with the use of, interpretation of, information or analysis provided by Alpha Analytical.

We strongly urge our clients to comply with EPA protocol regarding sample volume, preservation, cooling, containers, sampling procedures, holding time and splitting of samples in the field.

Certification Information

The following analytes are not included in our Primary NELAP Scope of Accreditation:

Westborough Facility
EPA 624.1: m/p-xylene, o-xylene, Naphthalene
EPA 625.1: alpha-Terpineol
EPA 8260D: NPW: 1,2,4,5-Tetramethylbenzene; 4-Ethyltoluene, Azobenzene; SCM: Iodomethane (methyl iodide), 1,2,4,5-Tetramethylbenzene; 4-Ethyltoluene.
EPA 8270E: NPW: Dimethylnaphthalene,1,4-Diphenylhydrazine, alpha-Terpineol; SCM: Dimethylnaphthalene,1,4-Diphenylhydrazine.
SM4500: NPW: Amenable Cyanide; SCM: Total Phosphorus, TKN, NO2, NO3.

Mansfield Facility
SM 2540D: TSS.
EPA TO-15: Halothane, 2,4,4-Trimethyl-2-pentene, 2,4,4-Trimethyl-1-pentene, Thiophene, 2-Methylthiophene, 3-Methylthiophene, 2-Ethylthiophene, 1,2,3-Trimethylbenzene, Indan, Indene, 1,2,4,5-Tetramethylbenzene, Benzothiophene, 1-Methylnaphthalene.
Biological Tissue Matrix: EPA 3050B

The following analytes are included in our Massachusetts DEP Scope of Accreditation

Westborough Facility:

Drinking Water
EPA 300.0: Chloride, Nitrate-N, Fluoride, Sulfate; **EPA 353.2**: Nitrate-N, Nitrite-N; **SM4500NO3-F**: Nitrate-N, Nitrite-N; **SM4500F-C, SM4500CN-CE, EPA 180.1, SM2130B, SM4500Cl-D, SM2320B, SM2540C, SM4500H-B, SM4500NO2-B**
EPA 524.2: THMs and VOCs; **EPA 504.1:** EDB, DBCP.
Microbiology: **SM9215B; SM9223-P/A, SM9223B-Colilert-QT,SM9222D**.

Non-Potable Water
SM4500H,B, EPA 120.1, SM2510B, SM2540C, SM2320B, SM4500CL-E, SM4500F-BC, SM4500NH3-BH: Ammonia-N and Kjeldahl-N, **EPA 350.1**: Ammonia-N, **LACHAT 10-107-06-1-B**: Ammonia-N, **EPA 351.1, SM4500NO3-F, EPA 353.2**: Nitrate-N**, SM4500P-E, SM4500P-B, E, SM4500SO4-E, SM5220D, EPA 410.4, SM5210B, SM5310C, SM4500CL-D, EPA 1664, EPA 420.1, SM4500-CN-CE, SM2540D, EPA 300: Chloride, Sulfate, Nitrate.**
EPA 624.1: Volatile Halocarbons & Aromatics,
EPA 608.3: Chlordane, Toxaphene, Aldrin, alpha-BHC, beta-BHC, gamma-BHC, delta-BHC, Dieldrin, DDD, DDE, DDT, Endosulfan I, Endosulfan II, Endosulfan sulfate, Endrin, Endrin Aldehyde, Heptachlor, Heptachlor Epoxide, PCBs
EPA 625.1: SVOC (Acid/Base/Neutral Extractables).
Microbiology: **SM9223B-Colilert-QT; Enterolert-QT, SM9221E, EPA 1600, EPA 1603, SM9222D.**

Mansfield Facility:

Drinking Water
EPA 200.7: Al, Ba, Cd, Cr, Cu, Fe, Mn, Ni, Na, Ag, Ca, Zn. **EPA 200.8:** Al, Sb, As, Ba, Be, Cd, Cr, Cu, Pb, Mn, Ni, Se, Ag, TL, Zn. **EPA 245.1** Hg.
EPA 522, EPA 537.1.

Non-Potable Water
EPA 200.7: Al, Sb, As, Be, Cd, Ca, Cr, Co, Cu, Fe, Pb, Mg, Mn, Mo, Ni, K, Se, Ag, Na, Sr, TL, Ti, V, Zn.
EPA 200.8: Al, Sb**,** As, Be, Cd, Cr, Cu, Fe, Pb, Mn, Ni, K, Se, Ag, Na, TL, Zn.
EPA 245.1 Hg.
SM2340B

For a complete listing of analytes and methods, please contact your Alpha Project Manager.

NEW YORK CHAIN OF CUSTODY

ALPHA ANALYTICAL

Westborough, MA 01581
8 Walkup Dr.
TEL: 508-898-9220
FAX: 508-898-9193

Mansfield, MA 02048
320 Forbes Blvd
TEL: 508-822-9300
FAX: 508-822-3288

Service Centers
Mahwah, NJ 07430: 35 Whitney Rd, Suite 5
Albany, NY 12205: 14 Walker Way
Tonawanda, NY 14150: 275 Cooper Ave, Suite 105

Page 1 of 1

Date Rec'd in Lab: 2/22/24

ALPHA Job #: L2409254

Client Information
Client: CES Engineers
Address: 141 Elm St Suite 100
Buffalo, NY 14203
Phone: 716 849 1630
Fax:
Email: cmartin@cescos.com

Project Information
Project Name: Amherst Central Park South
Project Location:
Project #: H22.009.003
(Use Project name as Project #)
Project Manager: Cody Martin
ALPHAQuote #:

Turn-Around Time
Standard
Rush (only if pre approved)
Due Date:
# of Days:

Deliverables
ASP-A
ASP-B
EQuIS (1 File)
EQuIS (4 File)
Other

Regulatory Requirement
NY TOGS
NY Part 375
AWQ Standards
NY CP-51
NY Restricted Use
Other
NY Unrestricted Use
NYC Sewer Discharge

Billing Information
Same as Client Info
PO #

Disposal Site Information
Please identify below location of applicable disposal facilities.
Disposal Facility:
NJ
NY
Other:

These samples have been previously analyzed by Alpha

Other project specific requirements/comments:

Please specify Metals or TAL.

ANALYSIS

Sample Filtration
Done
Lab to do
Preservation
Lab to do
(Please Specify below)

ALPHA Lab ID (Lab Use Only)	Sample ID	Collection Date	Collection Time	Sample Matrix	Sampler's Initials	Cadmium	TAL Metals	Sample Specific Comments
09254-01	E-05-A	2/21	9:20	SS Soil	BW	X	X	
02	E-05-B	"	9:20	"	"	X		
03	E-05-C	"	9:20	"	"	X		hold
04	E-06-A	"	9:30	"	"	X		hold
05	E-06-B	"	9:30	"	"	X		hold
06	E-06-C	"	9:30	"	"	X		hold
07	E-07-A	"	9:40	"	"	X		hold
08	E-07-B	"	9:40	"	"	X		hold
09	E-07-C	"	9:40	"	"	X		hold

Preservative Code:
A = None
B = HCl
C = HNO_3
D = H_2SO_4
E = NaOH
F = MeOH
G = $NaHSO_4$
H = $Na_2S_2O_3$
K/E = Zn Ac/NaOH
O = Other

Container Code
P = Plastic
A = Amber Glass
V = Vial
G = Glass
B = Bacteria Cup
C = Cube
O = Other
E = Encore
D = BOD Bottle

Westboro: Certification No: MA935
Mansfield: Certification No: MA015

Container Type	G	P
Preservative	A	A

Relinquished By:	Date/Time	Received By:	Date/Time
	2/21/24 10:38	Jocelyn Foley (AAL)	2/21/24 10:38
Jocelyn Foley (AAL)	2/21/24 10:38		2/22/24 08:20

Please print clearly, legibly and completely. Samples can not be logged in and turnaround time clock will not start until any ambiguities are resolved. BY EXECUTING THIS COC, THE CLIENT HAS READ AND AGREES TO BE BOUND BY ALPHA'S TERMS & CONDITIONS. (See reverse side.)

Form No: 01-25 HC (rev. 30-Sept-2013)

ANALYTICAL REPORT

Lab Number:	L2407298
Client:	C&S Companies 141 Elm Street, Suite 100 Buffalo, NY 14203
ATTN:	Cody Martin
Phone:	(716) 847-1630
Project Name:	AMHERST CENTRAL PARK-SOUTH
Project Number:	H22.009.001
Report Date:	02/22/24

The original project report/data package is held by Alpha Analytical. This report/data package is paginated and should be reproduced only in its entirety. Alpha Analytical holds no responsibility for results and/or data that are not consistent with the original.

Certifications & Approvals: MA (M-MA086), NH NELAP (2064), CT (PH-0826), IL (200077), IN (C-MA-03), KY (KY98045), ME (MA00086), MD (348), NJ (MA935), NY (11148), NC (25700/666), OH (CL108), OR (MA-1316), PA (68-03671), RI (LAO00065), TX (T104704476), VT (VT-0935), VA (460195), USDA (Permit #525-23-122-91930).

Eight Walkup Drive, Westborough, MA 01581-1019
508-898-9220 (Fax) 508-898-9193 800-624-9220 - www.alphalab.com

Project Name: AMHERST CENTRAL PARK-SOUTH
Project Number: H22.009.001

Lab Number: L2407298
Report Date: 02/22/24

Alpha Sample ID	Client ID	Matrix	Sample Location	Collection Date/Time	Receive Date
L2407298-01	S-01-A	SOIL	Not Specified	02/08/24 09:50	02/08/24
L2407298-02	S-01-B	SOIL	Not Specified	02/08/24 09:50	02/08/24
L2407298-03	S-01-C	SOIL	Not Specified	02/08/24 09:50	02/08/24
L2407298-04	S-01-D	SOIL	Not Specified	02/08/24 09:50	02/08/24
L2407298-05	S-01-E	SOIL	Not Specified	02/08/24 09:50	02/08/24
L2407298-06	W-01-A	SOIL	Not Specified	02/08/24 10:35	02/08/24
L2407298-07	W-01-B	SOIL	Not Specified	02/08/24 10:35	02/08/24
L2407298-08	W-01-C	SOIL	Not Specified	02/08/24 10:35	02/08/24
L2407298-09	W-01-D	SOIL	Not Specified	02/08/24 10:35	02/08/24
L2407298-10	W-01-E	SOIL	Not Specified	02/08/24 10:35	02/08/24
L2407298-11	S-02-A	SOIL	Not Specified	02/08/24 09:55	02/08/24
L2407298-12	S-02-B	SOIL	Not Specified	02/08/24 09:55	02/08/24
L2407298-13	S-02-C	SOIL	Not Specified	02/08/24 09:55	02/08/24
L2407298-14	S-02-D	SOIL	Not Specified	02/08/24 09:55	02/08/24
L2407298-15	S-02-E	SOIL	Not Specified	02/08/24 09:55	02/08/24
L2407298-16	W-02-A	SOIL	Not Specified	02/08/24 10:30	02/08/24
L2407298-17	W-02-B	SOIL	Not Specified	02/08/24 10:30	02/08/24
L2407298-18	W-02-C	SOIL	Not Specified	02/08/24 10:30	02/08/24
L2407298-19	W-02-D	SOIL	Not Specified	02/08/24 10:30	02/08/24
L2407298-20	W-02-E	SOIL	Not Specified	02/08/24 10:30	02/08/24
L2407298-21	SB-21-C	SOIL	Not Specified	02/08/24 09:30	02/08/24
L2407298-22	SB-21-D	SOIL	Not Specified	02/08/24 09:30	02/08/24
L2407298-23	SB-21-E	SOIL	Not Specified	02/08/24 09:30	02/08/24
L2407298-24	SB-21-11FT	SOIL	Not Specified	02/08/24 09:45	02/08/24

Alpha Sample ID	Client ID	Matrix	Sample Location	Collection Date/Time	Receive Date
L2407298-25	SB-17-15FT	SOIL	Not Specified	02/08/24 12:20	02/08/24

Project Name:	AMHERST CENTRAL PARK-SOUTH	**Lab Number:**	L2407298
Project Number:	H22.009.001	**Report Date:**	02/22/24

Case Narrative

The samples were received in accordance with the Chain of Custody and no significant deviations were encountered during the preparation or analysis unless otherwise noted. Sample Receipt, Container Information, and the Chain of Custody are located at the back of the report.

Results contained within this report relate only to the samples submitted under this Alpha Lab Number and meet NELAP requirements for all NELAP accredited parameters unless otherwise noted in the following narrative. The data presented in this report is organized by parameter (i.e. VOC, SVOC, etc.). Sample specific Quality Control data (i.e. Surrogate Spike Recovery) is reported at the end of the target analyte list for each individual sample, followed by the Laboratory Batch Quality Control at the end of each parameter. Tentatively Identified Compounds (TICs), if requested, are reported for compounds identified to be present and are not part of the method/program Target Compound List, even if only a subset of the TCL are being reported. If a sample was re-analyzed or re-extracted due to a required quality control corrective action and if both sets of data are reported, the Laboratory ID of the re-analysis or re-extraction is designated with an "R" or "RE", respectively.

When multiple Batch Quality Control elements are reported (e.g. more than one LCS), the associated samples for each element are noted in the grey shaded header line of each data table. Any Laboratory Batch, Sample Specific % recovery or RPD value that is outside the listed Acceptance Criteria is bolded in the report. In reference to questions H (CAM) or 4 (RCP) when "NO" is checked, the performance criteria for CAM and RCP methods allow for some quality control failures to occur and still be within method compliance. In these instances, the specific failure is not narrated but noted in the associated QC Outlier Summary Report, located directly after the Case Narrative. QC information is also incorporated in the Data Usability Assessment table (Format 11) of our Data Merger tool, where it can be reviewed in conjunction with the sample result, associated regulatory criteria and any associated data usability implications.

Soil/sediments, solids and tissues are reported on a dry weight basis unless otherwise noted. Definitions of all data qualifiers and acronyms used in this report are provided in the Glossary located at the back of the report.

HOLD POLICY - For samples submitted on hold, Alpha's policy is to hold samples (with the exception of Air canisters) free of charge for 21 calendar days from the date the project is completed. After 21 calendar days, we will dispose of all samples submitted including those put on hold unless you have contacted your Alpha Project Manager and made arrangements for Alpha to continue to hold the samples. Air canisters will be disposed after 3 business days from the date the project is completed.

Please contact Project Management at 800-624-9220 with any questions.

Project Name:	AMHERST CENTRAL PARK-SOUTH	**Lab Number:**	L2407298
Project Number:	H22.009.001	**Report Date:**	02/22/24

Case Narrative (continued)

Report Submission

February 22, 2024: This final report includes the results of the following analyses:

L2407298-08 and -18: Total Cadmium

February 19, 2024: This is a preliminary report.

All non-detect (ND) or estimated concentrations (J-qualified) have been quantitated to the limit noted in the MDL column.

Total Metals

The WG1884699-4 Laboratory Duplicate RPD for cadmium (27%), performed on L2407298-01, is outside the acceptance criteria. The elevated RPD has been attributed to the non-homogeneous nature of the native sample.

Cyanide, Total

The WG1884887-2 LCS recovery for cyanide, total (74%), associated with L2407298-24 and -25, is outside our in-house acceptance criteria, but within the vendor-certified acceptance limits. The results of the original analyses are reported.

I, the undersigned, attest under the pains and penalties of perjury that, to the best of my knowledge and belief and based upon my personal inquiry of those responsible for providing the information contained in this analytical report, such information is accurate and complete. This certificate of analysis is not complete unless this page accompanies any and all pages of this report.

Authorized Signature: Caitlin Walukevich Caitlin Walukevich

Title: Technical Director/Representative Date: 02/22/24

METALS

Project Name: AMHERST CENTRAL PARK-SOUTH
Lab Number: L2407298
Project Number: H22.009.001
Report Date: 02/22/24

SAMPLE RESULTS

Lab ID: L2407298-01
Client ID: S-01-A
Sample Location: Not Specified
Date Collected: 02/08/24 09:50
Date Received: 02/08/24
Field Prep: Not Specified

Sample Depth:
Matrix: Soil
Percent Solids: 76%

Parameter	Result	Qualifier	Units	RL	MDL	Dilution Factor	Date Prepared	Date Analyzed	Prep Method	Analytical Method	Analyst
Total Metals - Mansfield Lab											
Cadmium, Total	2.84		mg/kg	0.510	0.050	1	02/14/24 22:00	02/15/24 18:59	EPA 3050B	1,6010D	TAA

Project Name: AMHERST CENTRAL PARK-SOUTH
Lab Number: L2407298
Project Number: H22.009.001
Report Date: 02/22/24

SAMPLE RESULTS

Lab ID: L2407298-02
Client ID: S-01-B
Sample Location: Not Specified
Date Collected: 02/08/24 09:50
Date Received: 02/08/24
Field Prep: Not Specified

Sample Depth:
Matrix: Soil
Percent Solids: 78%

Parameter	Result	Qualifier	Units	RL	MDL	Dilution Factor	Date Prepared	Date Analyzed	Prep Method	Analytical Method	Analyst
Total Metals - Mansfield Lab											
Cadmium, Total	3.31		mg/kg	0.501	0.049	1	02/14/24 22:00	02/15/24 18:45	EPA 3050B	1,6010D	TAA

Project Name: AMHERST CENTRAL PARK-SOUTH **Lab Number:** L2407298

Project Number: H22.009.001 **Report Date:** 02/22/24

SAMPLE RESULTS

Lab ID: L2407298-06 Date Collected: 02/08/24 10:35

Client ID: W-01-A Date Received: 02/08/24

Sample Location: Not Specified Field Prep: Not Specified

Sample Depth:

Matrix: Soil

Percent Solids: 60%

Parameter	Result	Qualifier	Units	RL	MDL	Dilution Factor	Date Prepared	Date Analyzed	Prep Method	Analytical Method	Analyst
Total Metals - Mansfield Lab											
Cadmium, Total	17.6		mg/kg	0.649	0.064	1	02/14/24 22:00	02/15/24 18:50	EPA 3050B	1,6010D	TAA

Project Name: AMHERST CENTRAL PARK-SOUTH
Lab Number: L2407298
Project Number: H22.009.001
Report Date: 02/22/24

SAMPLE RESULTS

Lab ID: L2407298-07
Client ID: W-01-B
Sample Location: Not Specified
Date Collected: 02/08/24 10:35
Date Received: 02/08/24
Field Prep: Not Specified

Sample Depth:
Matrix: Soil
Percent Solids: 63%

Parameter	Result	Qualifier	Units	RL	MDL	Dilution Factor	Date Prepared	Date Analyzed	Prep Method	Analytical Method	Analyst
Total Metals - Mansfield Lab											
Cadmium, Total	13.3		mg/kg	0.620	0.061	1	02/14/24 22:00	02/15/24 18:55	EPA 3050B	1,6010D	TAA

Project Name: AMHERST CENTRAL PARK-SOUTH
Lab Number: L2407298
Project Number: H22.009.001
Report Date: 02/22/24

SAMPLE RESULTS

Lab ID: L2407298-08
Client ID: W-01-C
Sample Location: Not Specified
Date Collected: 02/08/24 10:35
Date Received: 02/08/24
Field Prep: Not Specified

Sample Depth:
Matrix: Soil
Percent Solids: 78%

Parameter	Result	Qualifier	Units	RL	MDL	Dilution Factor	Date Prepared	Date Analyzed	Prep Method	Analytical Method	Analyst
Total Metals - Mansfield Lab											
Cadmium, Total	0.983		mg/kg	0.499	0.049	1	02/20/24 21:34	02/21/24 12:02	EPA 3050B	1,6010D	DHL

Project Name: AMHERST CENTRAL PARK-SOUTH **Lab Number:** L2407298

Project Number: H22.009.001 **Report Date:** 02/22/24

SAMPLE RESULTS

Lab ID: L2407298-11 Date Collected: 02/08/24 09:55

Client ID: S-02-A Date Received: 02/08/24

Sample Location: Not Specified Field Prep: Not Specified

Sample Depth:

Matrix: Soil

Percent Solids: 64%

Parameter	Result	Qualifier	Units	RL	MDL	Dilution Factor	Date Prepared	Date Analyzed	Prep Method	Analytical Method	Analyst
Total Metals - Mansfield Lab											
Cadmium, Total	14.8		mg/kg	0.603	0.059	1	02/14/24 22:00	02/15/24 19:53	EPA 3050B	1,6010D	TAA

Project Name: AMHERST CENTRAL PARK-SOUTH **Lab Number:** L2407298

Project Number: H22.009.001 **Report Date:** 02/22/24

SAMPLE RESULTS

Lab ID: L2407298-12 Date Collected: 02/08/24 09:55

Client ID: S-02-B Date Received: 02/08/24

Sample Location: Not Specified Field Prep: Not Specified

Sample Depth:

Matrix: Soil

Percent Solids: 74%

Parameter	Result	Qualifier	Units	RL	MDL	Dilution Factor	Date Prepared	Date Analyzed	Prep Method	Analytical Method	Analyst
Total Metals - Mansfield Lab											
Cadmium, Total	8.13		mg/kg	0.536	0.053	1	02/14/24 22:00	02/15/24 19:58	EPA 3050B	1,6010D	TAA

Project Name: AMHERST CENTRAL PARK-SOUTH **Lab Number:** L2407298

Project Number: H22.009.001 **Report Date:** 02/22/24

SAMPLE RESULTS

Lab ID: L2407298-16 Date Collected: 02/08/24 10:30

Client ID: W-02-A Date Received: 02/08/24

Sample Location: Not Specified Field Prep: Not Specified

Sample Depth:

Matrix: Soil

Percent Solids: 44%

Parameter	Result	Qualifier	Units	RL	MDL	Dilution Factor	Date Prepared	Date Analyzed	Prep Method	Analytical Method	Analyst
Total Metals - Mansfield Lab											
Cadmium, Total	19.5		mg/kg	0.870	0.085	1	02/14/24 22:00	02/15/24 20:04	EPA 3050B	1,6010D	TAA

Project Name: AMHERST CENTRAL PARK-SOUTH **Lab Number:** L2407298

Project Number: H22.009.001 **Report Date:** 02/22/24

SAMPLE RESULTS

Lab ID: L2407298-17 Date Collected: 02/08/24 10:30

Client ID: W-02-B Date Received: 02/08/24

Sample Location: Not Specified Field Prep: Not Specified

Sample Depth:

Matrix: Soil

Percent Solids: 74%

Parameter	Result	Qualifier	Units	RL	MDL	Dilution Factor	Date Prepared	Date Analyzed	Prep Method	Analytical Method	Analyst
Total Metals - Mansfield Lab											
Cadmium, Total	9.52		mg/kg	0.510	0.050	1	02/14/24 22:00	02/15/24 20:09	EPA 3050B	1,6010D	TAA

Project Name: AMHERST CENTRAL PARK-SOUTH **Lab Number:** L2407298

Project Number: H22.009.001 **Report Date:** 02/22/24

SAMPLE RESULTS

Lab ID: L2407298-18 Date Collected: 02/08/24 10:30

Client ID: W-02-C Date Received: 02/08/24

Sample Location: Not Specified Field Prep: Not Specified

Sample Depth:

Matrix: Soil

Percent Solids: 75%

Parameter	Result	Qualifier	Units	RL	MDL	Dilution Factor	Date Prepared	Date Analyzed	Prep Method	Analytical Method	Analyst
Total Metals - Mansfield Lab											
Cadmium, Total	0.960		mg/kg	0.531	0.052	1	02/20/24 21:34	02/21/24 12:06	EPA 3050B	1,6010D	DHL

Project Name: AMHERST CENTRAL PARK-SOUTH **Lab Number:** L2407298

Project Number: H22.009.001 **Report Date:** 02/22/24

SAMPLE RESULTS

Lab ID: L2407298-21 Date Collected: 02/08/24 09:30

Client ID: SB-21-C Date Received: 02/08/24

Sample Location: Not Specified Field Prep: Not Specified

Sample Depth:

Matrix: Soil

Percent Solids: 77%

Parameter	Result	Qualifier	Units	RL	MDL	Dilution Factor	Date Prepared	Date Analyzed	Prep Method	Analytical Method	Analyst
Total Metals - Mansfield Lab											
Cadmium, Total	0.177	J	mg/kg	0.506	0.050	1	02/14/24 22:00	02/15/24 20:14	EPA 3050B	1,6010D	TAA

Project Name: AMHERST CENTRAL PARK-SOUTH **Lab Number:** L2407298

Project Number: H22.009.001 **Report Date:** 02/22/24

SAMPLE RESULTS

Lab ID: L2407298-22 Date Collected: 02/08/24 09:30

Client ID: SB-21-D Date Received: 02/08/24

Sample Location: Not Specified Field Prep: Not Specified

Sample Depth:

Matrix: Soil

Percent Solids: 77%

Parameter	Result	Qualifier	Units	RL	MDL	Dilution Factor	Date Prepared	Date Analyzed	Prep Method	Analytical Method	Analyst
Total Metals - Mansfield Lab											
Cadmium, Total	0.195	J	mg/kg	0.510	0.050	1	02/14/24 22:00	02/15/24 20:19	EPA 3050B	1,6010D	TAA

Project Name: AMHERST CENTRAL PARK-SOUTH **Lab Number:** L2407298

Project Number: H22.009.001 **Report Date:** 02/22/24

SAMPLE RESULTS

Lab ID: L2407298-23 Date Collected: 02/08/24 09:30

Client ID: SB-21-E Date Received: 02/08/24

Sample Location: Not Specified Field Prep: Not Specified

Sample Depth:

Matrix: Soil

Percent Solids: 70%

Parameter	Result	Qualifier	Units	RL	MDL	Dilution Factor	Date Prepared	Date Analyzed	Prep Method	Analytical Method	Analyst
Total Metals - Mansfield Lab											
Cadmium, Total	0.279	J	mg/kg	0.554	0.054	1	02/14/24 22:00	02/15/24 20:24	EPA 3050B	1,6010D	TAA

Project Name: AMHERST CENTRAL PARK-SOUTH **Lab Number:** L2407298

Project Number: H22.009.001 **Report Date:** 02/22/24

SAMPLE RESULTS

Lab ID: L2407298-24 Date Collected: 02/08/24 09:45

Client ID: SB-21-11FT Date Received: 02/08/24

Sample Location: Not Specified Field Prep: Not Specified

Sample Depth:

Matrix: Soil

Percent Solids: 71%

Parameter	Result	Qualifier	Units	RL	MDL	Dilution Factor	Date Prepared	Date Analyzed	Prep Method	Analytical Method	Analyst
Total Metals - Mansfield Lab											
Cadmium, Total	0.079	J	mg/kg	0.541	0.053	1	02/14/24 22:00	02/15/24 20:28	EPA 3050B	1,6010D	TAA

Project Name: AMHERST CENTRAL PARK-SOUTH
Lab Number: L2407298
Project Number: H22.009.001
Report Date: 02/22/24

SAMPLE RESULTS

Lab ID: L2407298-25
Client ID: SB-17-15FT
Sample Location: Not Specified
Date Collected: 02/08/24 12:20
Date Received: 02/08/24
Field Prep: Not Specified

Sample Depth:
Matrix: Soil
Percent Solids: 83%

Parameter	Result	Qualifier	Units	RL	MDL	Dilution Factor	Date Prepared	Date Analyzed	Prep Method	Analytical Method	Analyst
Total Metals - Mansfield Lab											
Cadmium, Total	0.361	J	mg/kg	0.464	0.045	1	02/14/24 22:00	02/15/24 20:34	EPA 3050B	1,6010D	TAA

Project Name: AMHERST CENTRAL PARK-SOUTH **Lab Number:** L2407298

Project Number: H22.009.001 **Report Date:** 02/22/24

Method Blank Analysis
Batch Quality Control

Parameter	Result	Qualifier	Units	RL	MDL	Dilution Factor	Date Prepared	Date Analyzed	Analytical Method	Analyst
Total Metals - Mansfield Lab for sample(s): 01-02,06-07,11-12,16-17,21-25 Batch: WG1884699-1										
Cadmium, Total	ND		mg/kg	0.400	0.039	1	02/14/24 22:00	02/15/24 18:36	1,6010D	TAA

Prep Information

Digestion Method: EPA 3050B

Parameter	Result	Qualifier	Units	RL	MDL	Dilution Factor	Date Prepared	Date Analyzed	Analytical Method	Analyst
Total Metals - Mansfield Lab for sample(s): 08,18 Batch: WG1887222-1										
Cadmium, Total	ND		mg/kg	0.400	0.039	1	02/20/24 21:34	02/21/24 11:56	1,6010D	DHL

Prep Information

Digestion Method: EPA 3050B

Lab Control Sample Analysis

Batch Quality Control

Project Name: AMHERST CENTRAL PARK-SOUTH

Project Number: H22.009.001

Lab Number: L2407298

Report Date: 02/22/24

Parameter	LCS %Recovery	Qual	LCSD %Recovery	Qual	%Recovery Limits	RPD	Qual	RPD Limits
Total Metals - Mansfield Lab Associated sample(s): 01-02,06-07,11-12,16-17,21-25 Batch: WG1884699-2 SRM Lot Number: D122-540								
Cadmium, Total	97		-		83-117	-		
Total Metals - Mansfield Lab Associated sample(s): 08,18 Batch: WG1887222-2 SRM Lot Number: D122-540								
Cadmium, Total	98		-		83-117	-		

Matrix Spike Analysis
Batch Quality Control

Project Name: AMHERST CENTRAL PARK-SOUTH
Project Number: H22.009.001

Lab Number: L2407298
Report Date: 02/22/24

Parameter	Native Sample	MS Added	MS Found	MS %Recovery	Qual	MSD Found	MSD %Recovery	Qual	Recovery Limits	RPD	Qual	RPD Limits
Total Metals - Mansfield Lab Associated sample(s): 01-02,06-07,11-12,16-17,21-25 QC Batch ID: WG1884699-3 QC Sample: L2407298-01 Client ID: S-01-A												
Cadmium, Total	2.84	5.44	7.18	80		-	-		75-125	-		20
Total Metals - Mansfield Lab Associated sample(s): 08,18 QC Batch ID: WG1887222-3 QC Sample: L2408314-01 Client ID: MS Sample												
Cadmium, Total	2.73	4.21	6.53	90		-	-		75-125	-		20

Lab Duplicate Analysis

Batch Quality Control

Project Name: AMHERST CENTRAL PARK-SOUTH

Project Number: H22.009.001

Lab Number: L2407298

Report Date: 02/22/24

Parameter	Native Sample	Duplicate Sample	Units	RPD	Qual	RPD Limits
Total Metals - Mansfield Lab Associated sample(s): 01-02,06-07,11-12,16-17,21-25 QC Batch ID: WG1884699-4 QC Sample: L2407298-01 Client ID: S-01-A						
Cadmium, Total	2.84	2.17	mg/kg	**27**	Q	20
Total Metals - Mansfield Lab Associated sample(s): 08,18 QC Batch ID: WG1887222-4 QC Sample: L2408314-01 Client ID: DUP Sample						
Cadmium, Total	2.73	1.81	mg/kg	**41**	Q	20

INORGANICS
&
MISCELLANEOUS

Project Name: AMHERST CENTRAL PARK-SOUTH
Project Number: H22.009.001
Lab Number: L2407298
Report Date: 02/22/24

SAMPLE RESULTS

Lab ID: L2407298-01
Client ID: S-01-A
Sample Location: Not Specified
Sample Depth:
Matrix: Soil

Date Collected: 02/08/24 09:50
Date Received: 02/08/24
Field Prep: Not Specified

Parameter	Result	Qualifier	Units	RL	MDL	Dilution Factor	Date Prepared	Date Analyzed	Analytical Method	Analyst
General Chemistry - Westborough Lab										
Solids, Total	75.7		%	0.100	NA	1	-	02/09/24 21:23	121,2540G	SJB

Project Name: AMHERST CENTRAL PARK-SOUTH
Project Number: H22.009.001
Lab Number: L2407298
Report Date: 02/22/24

SAMPLE RESULTS

Lab ID: L2407298-02
Client ID: S-01-B
Sample Location: Not Specified
Sample Depth:
Matrix: Soil

Date Collected: 02/08/24 09:50
Date Received: 02/08/24
Field Prep: Not Specified

Parameter	Result	Qualifier	Units	RL	MDL	Dilution Factor	Date Prepared	Date Analyzed	Analytical Method	Analyst
General Chemistry - Westborough Lab										
Solids, Total	77.7		%	0.100	NA	1	-	02/09/24 21:23	121,2540G	SJB

Project Name: AMHERST CENTRAL PARK-SOUTH
Project Number: H22.009.001
Lab Number: L2407298
Report Date: 02/22/24

SAMPLE RESULTS

Lab ID: L2407298-06
Client ID: W-01-A
Sample Location: Not Specified
Sample Depth:
Matrix: Soil

Date Collected: 02/08/24 10:35
Date Received: 02/08/24
Field Prep: Not Specified

Parameter	Result	Qualifier	Units	RL	MDL	Dilution Factor	Date Prepared	Date Analyzed	Analytical Method	Analyst
General Chemistry - Westborough Lab										
Solids, Total	59.7		%	0.100	NA	1	-	02/09/24 21:23	121,2540G	SJB

Project Name: AMHERST CENTRAL PARK-SOUTH
Project Number: H22.009.001
Lab Number: L2407298
Report Date: 02/22/24

SAMPLE RESULTS

Lab ID: L2407298-07
Client ID: W-01-B
Sample Location: Not Specified
Sample Depth:
Matrix: Soil

Date Collected: 02/08/24 10:35
Date Received: 02/08/24
Field Prep: Not Specified

Parameter	Result	Qualifier	Units	RL	MDL	Dilution Factor	Date Prepared	Date Analyzed	Analytical Method	Analyst
General Chemistry - Westborough Lab										
Solids, Total	63.0		%	0.100	NA	1	-	02/09/24 21:23	121,2540G	SJB

Project Name: AMHERST CENTRAL PARK-SOUTH
Project Number: H22.009.001

Lab Number: L2407298
Report Date: 02/22/24

SAMPLE RESULTS

Lab ID: L2407298-08
Client ID: W-01-C
Sample Location: Not Specified

Date Collected: 02/08/24 10:35
Date Received: 02/08/24
Field Prep: Not Specified

Sample Depth:
Matrix: Soil

Parameter	Result	Qualifier	Units	RL	MDL	Dilution Factor	Date Prepared	Date Analyzed	Analytical Method	Analyst
General Chemistry - Westborough Lab										
Solids, Total	77.6		%	0.100	NA	1	-	02/20/24 08:12	121,2540G	ROI

Project Name: AMHERST CENTRAL PARK-SOUTH
Project Number: H22.009.001
Lab Number: L2407298
Report Date: 02/22/24

SAMPLE RESULTS

Lab ID: L2407298-11
Client ID: S-02-A
Sample Location: Not Specified
Sample Depth:
Matrix: Soil
Date Collected: 02/08/24 09:55
Date Received: 02/08/24
Field Prep: Not Specified

Parameter	Result	Qualifier	Units	RL	MDL	Dilution Factor	Date Prepared	Date Analyzed	Analytical Method	Analyst
General Chemistry - Westborough Lab										
Solids, Total	64.4		%	0.100	NA	1	-	02/09/24 21:23	121,2540G	SJB

Project Name: AMHERST CENTRAL PARK-SOUTH
Project Number: H22.009.001

Lab Number: L2407298
Report Date: 02/22/24

SAMPLE RESULTS

Lab ID: L2407298-12
Client ID: S-02-B
Sample Location: Not Specified

Date Collected: 02/08/24 09:55
Date Received: 02/08/24
Field Prep: Not Specified

Sample Depth:
Matrix: Soil

Parameter	Result	Qualifier	Units	RL	MDL	Dilution Factor	Date Prepared	Date Analyzed	Analytical Method	Analyst
General Chemistry - Westborough Lab										
Solids, Total	73.5		%	0.100	NA	1	-	02/09/24 21:23	121,2540G	SJB

Project Name: AMHERST CENTRAL PARK-SOUTH
Project Number: H22.009.001
Lab Number: L2407298
Report Date: 02/22/24

SAMPLE RESULTS

Lab ID: L2407298-16
Client ID: W-02-A
Sample Location: Not Specified
Sample Depth:
Matrix: Soil

Date Collected: 02/08/24 10:30
Date Received: 02/08/24
Field Prep: Not Specified

Parameter	Result	Qualifier	Units	RL	MDL	Dilution Factor	Date Prepared	Date Analyzed	Analytical Method	Analyst
General Chemistry - Westborough Lab										
Solids, Total	44.2		%	0.100	NA	1	-	02/09/24 21:23	121,2540G	SJB

Project Name: AMHERST CENTRAL PARK-SOUTH
Project Number: H22.009.001
Lab Number: L2407298
Report Date: 02/22/24

SAMPLE RESULTS

Lab ID: L2407298-17
Client ID: W-02-B
Sample Location: Not Specified
Sample Depth:
Matrix: Soil

Date Collected: 02/08/24 10:30
Date Received: 02/08/24
Field Prep: Not Specified

Parameter	Result	Qualifier	Units	RL	MDL	Dilution Factor	Date Prepared	Date Analyzed	Analytical Method	Analyst
General Chemistry - Westborough Lab										
Solids, Total	74.4		%	0.100	NA	1	-	02/09/24 21:23	121,2540G	SJB

Project Name: AMHERST CENTRAL PARK-SOUTH
Project Number: H22.009.001
Lab Number: L2407298
Report Date: 02/22/24

SAMPLE RESULTS

Lab ID: L2407298-18
Client ID: W-02-C
Sample Location: Not Specified
Sample Depth:
Matrix: Soil

Date Collected: 02/08/24 10:30
Date Received: 02/08/24
Field Prep: Not Specified

Parameter	Result	Qualifier	Units	RL	MDL	Dilution Factor	Date Prepared	Date Analyzed	Analytical Method	Analyst
General Chemistry - Westborough Lab										
Solids, Total	74.8		%	0.100	NA	1	-	02/20/24 08:12	121,2540G	ROI

Project Name: AMHERST CENTRAL PARK-SOUTH
Project Number: H22.009.001

Lab Number: L2407298
Report Date: 02/22/24

SAMPLE RESULTS

Lab ID: L2407298-21
Client ID: SB-21-C
Sample Location: Not Specified

Date Collected: 02/08/24 09:30
Date Received: 02/08/24
Field Prep: Not Specified

Sample Depth:
Matrix: Soil

Parameter	Result	Qualifier	Units	RL	MDL	Dilution Factor	Date Prepared	Date Analyzed	Analytical Method	Analyst
General Chemistry - Westborough Lab										
Solids, Total	77.2		%	0.100	NA	1	-	02/09/24 21:23	121,2540G	SJB

Project Name: AMHERST CENTRAL PARK-SOUTH
Project Number: H22.009.001
Lab Number: L2407298
Report Date: 02/22/24

SAMPLE RESULTS

Lab ID: L2407298-22
Client ID: SB-21-D
Sample Location: Not Specified
Sample Depth:
Matrix: Soil
Date Collected: 02/08/24 09:30
Date Received: 02/08/24
Field Prep: Not Specified

Parameter	Result	Qualifier	Units	RL	MDL	Dilution Factor	Date Prepared	Date Analyzed	Analytical Method	Analyst
General Chemistry - Westborough Lab										
Solids, Total	77.4		%	0.100	NA	1	-	02/09/24 21:23	121,2540G	SJB

Project Name: AMHERST CENTRAL PARK-SOUTH
Project Number: H22.009.001
Lab Number: L2407298
Report Date: 02/22/24

SAMPLE RESULTS

Lab ID: L2407298-23
Client ID: SB-21-E
Sample Location: Not Specified
Sample Depth:
Matrix: Soil

Date Collected: 02/08/24 09:30
Date Received: 02/08/24
Field Prep: Not Specified

Parameter	Result	Qualifier	Units	RL	MDL	Dilution Factor	Date Prepared	Date Analyzed	Analytical Method	Analyst
General Chemistry - Westborough Lab										
Solids, Total	69.6		%	0.100	NA	1	-	02/09/24 21:23	121,2540G	SJB

Project Name: AMHERST CENTRAL PARK-SOUTH
Project Number: H22.009.001
Lab Number: L2407298
Report Date: 02/22/24

SAMPLE RESULTS

Lab ID: L2407298-24
Client ID: SB-21-11FT
Sample Location: Not Specified
Sample Depth:
Matrix: Soil

Date Collected: 02/08/24 09:45
Date Received: 02/08/24
Field Prep: Not Specified

Parameter	Result	Qualifier	Units	RL	MDL	Dilution Factor	Date Prepared	Date Analyzed	Analytical Method	Analyst
General Chemistry - Westborough Lab										
Solids, Total	70.8		%	0.100	NA	1	-	02/09/24 21:23	121,2540G	SJB
Cyanide, Total	ND		mg/kg	1.3	0.28	1	02/14/24 05:50	02/15/24 16:22	1,9010C/9012B	JER
Chromium, Hexavalent	ND		mg/kg	1.13	0.226	1	02/14/24 05:30	02/18/24 07:46	1,7196A	DTH

Project Name: AMHERST CENTRAL PARK-SOUTH
Project Number: H22.009.001
Lab Number: L2407298
Report Date: 02/22/24

SAMPLE RESULTS

Lab ID: L2407298-25
Client ID: SB-17-15FT
Sample Location: Not Specified
Sample Depth:
Matrix: Soil

Date Collected: 02/08/24 12:20
Date Received: 02/08/24
Field Prep: Not Specified

Parameter	Result	Qualifier	Units	RL	MDL	Dilution Factor	Date Prepared	Date Analyzed	Analytical Method	Analyst
General Chemistry - Westborough Lab										
Solids, Total	82.9		%	0.100	NA	1	-	02/09/24 21:23	121,2540G	SJB
Cyanide, Total	ND		mg/kg	1.1	0.24	1	02/14/24 05:50	02/15/24 16:23	1,9010C/9012B	JER
Chromium, Hexavalent	0.290	J	mg/kg	0.965	0.193	1	02/14/24 05:30	02/18/24 07:46	1,7196A	DTH

Project Name: AMHERST CENTRAL PARK-SOUTH **Lab Number:** L2407298

Project Number: H22.009.001 **Report Date:** 02/22/24

Method Blank Analysis
Batch Quality Control

Parameter	Result	Qualifier	Units	RL	MDL	Dilution Factor	Date Prepared	Date Analyzed	Analytical Method	Analyst
General Chemistry - Westborough Lab for sample(s): 24-25 Batch: WG1884887-1										
Cyanide, Total	ND		mg/kg	0.89	0.19	1	02/14/24 05:50	02/15/24 16:16	1,9010C/9012B	JER
General Chemistry - Westborough Lab for sample(s): 24-25 Batch: WG1884911-1										
Chromium, Hexavalent	ND		mg/kg	0.800	0.160	1	02/14/24 05:30	02/18/24 07:46	1,7196A	DTH

Lab Control Sample Analysis

Batch Quality Control

Project Name: AMHERST CENTRAL PARK-SOUTH

Project Number: H22.009.001

Lab Number: L2407298

Report Date: 02/22/24

Parameter	LCS %Recovery	Qual	LCSD %Recovery	Qual	%Recovery Limits	RPD	Qual	RPD Limits
General Chemistry - Westborough Lab Associated sample(s): 24-25 Batch: WG1884887-2 WG1884887-3								
Cyanide, Total	**74**	Q	87		80-120	16		35
General Chemistry - Westborough Lab Associated sample(s): 24-25 Batch: WG1884911-2								
Chromium, Hexavalent	99		-		80-120	-		20

Matrix Spike Analysis
Batch Quality Control

Project Name: AMHERST CENTRAL PARK-SOUTH
Project Number: H22.009.001

Lab Number: L2407298
Report Date: 02/22/24

Parameter	Native Sample	MS Added	MS Found	MS %Recovery	Qual	MSD Found	MSD %Recovery	Qual	Recovery Limits	RPD	Qual	RPD Limits
General Chemistry - Westborough Lab Associated sample(s): 24-25 QC Batch ID: WG1884887-4 WG1884887-5 QC Sample: L2407309-04 Client ID: MS Sample												
Cyanide, Total	ND	11	9.8	89		9.8	98		75-125	10		35
General Chemistry - Westborough Lab Associated sample(s): 24-25 QC Batch ID: WG1884911-4 QC Sample: L2407298-25 Client ID: SB-17-15FT												
Chromium, Hexavalent	0.290J	1320	1270	96		-	-		75-125	-		20

Lab Duplicate Analysis

Batch Quality Control

Project Name: AMHERST CENTRAL PARK-SOUTH

Project Number: H22.009.001

Lab Number: L2407298

Report Date: 02/22/24

Parameter	Native Sample	Duplicate Sample	Units	RPD	Qual	RPD Limits
General Chemistry - Westborough Lab Associated sample(s): 01-02,06-07,11-12,16-17,21-25 QC Batch ID: WG1883685-1 QC Sample: L2407298-01 Client ID: S-01-A						
Solids, Total	75.7	74.3	%	2		20
General Chemistry - Westborough Lab Associated sample(s): 24-25 QC Batch ID: WG1884911-6 QC Sample: L2407298-25 Client ID: SB-17-15FT						
Chromium, Hexavalent	0.290J	0.205J	mg/kg	NC		20
General Chemistry - Westborough Lab Associated sample(s): 08,18 QC Batch ID: WG1887092-1 QC Sample: L2408794-01 Client ID: DUP Sample						
Solids, Total	89.4	89.5	%	0		20

Project Name: AMHERST CENTRAL PARK-SOUTH
Project Number: H22.009.001

Lab Number: L2407298
Report Date: 02/22/24

Sample Receipt and Container Information

Were project specific reporting limits specified? YES

Cooler Information

Cooler	Custody Seal
A	Absent
B	Absent

Container Information

Container ID	Container Type	Cooler	Initial pH	Final pH	Temp deg C	Pres	Seal	Frozen Date/Time	Analysis(*)
L2407298-01A	Plastic 2oz unpreserved for TS	B	NA		3.7	Y	Absent		TS(7)
L2407298-01B	Metals Only-Glass 60mL/2oz unpreserved	A	NA		3.8	Y	Absent		CD-TI(180)
L2407298-02A	Plastic 2oz unpreserved for TS	B	NA		3.7	Y	Absent		TS(7)
L2407298-02B	Metals Only-Glass 60mL/2oz unpreserved	A	NA		3.8	Y	Absent		CD-TI(180)
L2407298-03A	Plastic 2oz unpreserved for TS	B	NA		3.7	Y	Absent		HOLD-WETCHEM()
L2407298-03B	Metals Only-Glass 60mL/2oz unpreserved	A	NA		3.8	Y	Absent		HOLD-METAL(180)
L2407298-04A	Plastic 2oz unpreserved for TS	B	NA		3.7	Y	Absent		HOLD-WETCHEM()
L2407298-04B	Metals Only-Glass 60mL/2oz unpreserved	A	NA		3.8	Y	Absent		HOLD-METAL(180)
L2407298-05A	Plastic 2oz unpreserved for TS	B	NA		3.7	Y	Absent		HOLD-WETCHEM()
L2407298-05B	Metals Only-Glass 60mL/2oz unpreserved	A	NA		3.8	Y	Absent		HOLD-METAL(180)
L2407298-06A	Plastic 2oz unpreserved for TS	B	NA		3.7	Y	Absent		TS(7)
L2407298-06B	Metals Only-Glass 60mL/2oz unpreserved	A	NA		3.8	Y	Absent		CD-TI(180)
L2407298-07A	Plastic 2oz unpreserved for TS	B	NA		3.7	Y	Absent		TS(7)
L2407298-07B	Metals Only-Glass 60mL/2oz unpreserved	A	NA		3.8	Y	Absent		CD-TI(180)
L2407298-08A	Plastic 2oz unpreserved for TS	B	NA		3.7	Y	Absent		TS(7)
L2407298-08B	Metals Only-Glass 60mL/2oz unpreserved	A	NA		3.8	Y	Absent		CD-TI(180)
L2407298-09A	Plastic 2oz unpreserved for TS	B	NA		3.7	Y	Absent		HOLD-WETCHEM()
L2407298-09B	Metals Only-Glass 60mL/2oz unpreserved	A	NA		3.8	Y	Absent		HOLD-METAL(180)
L2407298-10A	Plastic 2oz unpreserved for TS	B	NA		3.7	Y	Absent		HOLD-WETCHEM()
L2407298-10B	Metals Only-Glass 60mL/2oz unpreserved	A	NA		3.8	Y	Absent		HOLD-METAL(180)
L2407298-11A	Plastic 2oz unpreserved for TS	B	NA		3.7	Y	Absent		TS(7)
L2407298-11B	Metals Only-Glass 60mL/2oz unpreserved	A	NA		3.8	Y	Absent		CD-TI(180)

*Values in parentheses indicate holding time in days

Project Name: AMHERST CENTRAL PARK-SOUTH
Project Number: H22.009.001

Lab Number: L2407298
Report Date: 02/22/24

Container Information

Container ID	Container Type	Cooler	Initial pH	Final pH	Temp deg C	Pres	Seal	Frozen Date/Time	Analysis(*)
L2407298-12A	Plastic 2oz unpreserved for TS	B	NA		3.7	Y	Absent		TS(7)
L2407298-12B	Metals Only-Glass 60mL/2oz unpreserved	A	NA		3.8	Y	Absent		CD-TI(180)
L2407298-13A	Plastic 2oz unpreserved for TS	B	NA		3.7	Y	Absent		HOLD-WETCHEM()
L2407298-13B	Metals Only-Glass 60mL/2oz unpreserved	A	NA		3.8	Y	Absent		HOLD-METAL(180)
L2407298-14A	Plastic 2oz unpreserved for TS	B	NA		3.7	Y	Absent		HOLD-WETCHEM()
L2407298-14B	Metals Only-Glass 60mL/2oz unpreserved	A	NA		3.8	Y	Absent		HOLD-METAL(180)
L2407298-15A	Plastic 2oz unpreserved for TS	B	NA		3.7	Y	Absent		HOLD-WETCHEM()
L2407298-15B	Metals Only-Glass 60mL/2oz unpreserved	A	NA		3.8	Y	Absent		HOLD-METAL(180)
L2407298-16A	Plastic 2oz unpreserved for TS	B	NA		3.7	Y	Absent		TS(7)
L2407298-16B	Metals Only-Glass 60mL/2oz unpreserved	A	NA		3.8	Y	Absent		CD-TI(180)
L2407298-17A	Plastic 2oz unpreserved for TS	B	NA		3.7	Y	Absent		TS(7)
L2407298-17B	Metals Only-Glass 60mL/2oz unpreserved	A	NA		3.8	Y	Absent		CD-TI(180)
L2407298-18A	Plastic 2oz unpreserved for TS	B	NA		3.7	Y	Absent		TS(7)
L2407298-18B	Metals Only-Glass 60mL/2oz unpreserved	A	NA		3.8	Y	Absent		CD-TI(180)
L2407298-19A	Plastic 2oz unpreserved for TS	B	NA		3.7	Y	Absent		HOLD-WETCHEM()
L2407298-19B	Metals Only-Glass 60mL/2oz unpreserved	A	NA		3.8	Y	Absent		HOLD-METAL(180)
L2407298-20A	Plastic 2oz unpreserved for TS	B	NA		3.7	Y	Absent		HOLD-WETCHEM()
L2407298-20A1	Plastic 2oz unpreserved for TS	B	NA		3.7	Y	Absent		HOLD-WETCHEM()
L2407298-20A2	Plastic 2oz unpreserved for TS	B	NA		3.7	Y	Absent		HOLD-WETCHEM()
L2407298-20B	Metals Only-Glass 60mL/2oz unpreserved	A	NA		3.8	Y	Absent		HOLD-METAL(180)
L2407298-20B1	Metals Only-Glass 60mL/2oz unpreserved	A	NA		3.8	Y	Absent		HOLD-METAL(180)
L2407298-20B2	Metals Only-Glass 60mL/2oz unpreserved	A	NA		3.8	Y	Absent		HOLD-METAL(180)
L2407298-21A	Plastic 2oz unpreserved for TS	B	NA		3.7	Y	Absent		TS(7)
L2407298-21B	Metals Only-Glass 60mL/2oz unpreserved	A	NA		3.8	Y	Absent		CD-TI(180)
L2407298-22A	Plastic 2oz unpreserved for TS	B	NA		3.7	Y	Absent		TS(7)
L2407298-22B	Metals Only-Glass 60mL/2oz unpreserved	A	NA		3.8	Y	Absent		CD-TI(180)
L2407298-23A	Plastic 2oz unpreserved for TS	B	NA		3.7	Y	Absent		TS(7)
L2407298-23B	Metals Only-Glass 60mL/2oz unpreserved	A	NA		3.8	Y	Absent		CD-TI(180)

*Values in parentheses indicate holding time in days

Project Name: AMHERST CENTRAL PARK-SOUTH
Project Number: H22.009.001

Lab Number: L2407298
Report Date: 02/22/24

Container Information

Container ID	Container Type	Cooler	Initial pH	Final pH	Temp deg C	Pres	Seal	Frozen Date/Time	Analysis(*)
L2407298-24A	Plastic 2oz unpreserved for TS	B	NA		3.7	Y	Absent		TS(7)
L2407298-24B	Metals Only-Glass 60mL/2oz unpreserved	A	NA		3.8	Y	Absent		CD-TI(180)
L2407298-24C	Glass 60mL/2oz unpreserved	A	NA		3.8	Y	Absent		TCN-9010(14),HEXCR-7196(30)
L2407298-24D	Glass 120ml/4oz unpreserved	A	NA		3.8	Y	Absent		TCN-9010(14),HEXCR-7196(30)
L2407298-25A	Plastic 2oz unpreserved for TS	B	NA		3.7	Y	Absent		TS(7)
L2407298-25B	Metals Only-Glass 60mL/2oz unpreserved	A	NA		3.8	Y	Absent		CD-TI(180)
L2407298-25C	Glass 60mL/2oz unpreserved	A	NA		3.8	Y	Absent		TCN-9010(14),HEXCR-7196(30)
L2407298-25D	Glass 120ml/4oz unpreserved	A	NA		3.8	Y	Absent		TCN-9010(14),HEXCR-7196(30)

*Values in parentheses indicate holding time in days

Project Name:	AMHERST CENTRAL PARK-SOUTH	**Lab Number:**	L2407298
Project Number:	H22.009.001	**Report Date:**	02/22/24

GLOSSARY

Acronyms

DL - Detection Limit: This value represents the level to which target analyte concentrations are reported as estimated values, when those target analyte concentrations are quantified below the limit of quantitation (LOQ). The DL includes any adjustments from dilutions, concentrations or moisture content, where applicable. (DoD report formats only.)

EDL - Estimated Detection Limit: This value represents the level to which target analyte concentrations are reported as estimated values, when those target analyte concentrations are quantified below the reporting limit (RL). The EDL includes any adjustments from dilutions, concentrations or moisture content, where applicable. The use of EDLs is specific to the analysis of PAHs using Solid-Phase Microextraction (SPME).

EMPC - Estimated Maximum Possible Concentration: The concentration that results from the signal present at the retention time of an analyte when the ions meet all of the identification criteria except the ion abundance ratio criteria. An EMPC is a worst-case estimate of the concentration.

EPA - Environmental Protection Agency.

LCS - Laboratory Control Sample: A sample matrix, free from the analytes of interest, spiked with verified known amounts of analytes or a material containing known and verified amounts of analytes.

LCSD - Laboratory Control Sample Duplicate: Refer to LCS.

LFB - Laboratory Fortified Blank: A sample matrix, free from the analytes of interest, spiked with verified known amounts of analytes or a material containing known and verified amounts of analytes.

LOD - Limit of Detection: This value represents the level to which a target analyte can reliably be detected for a specific analyte in a specific matrix by a specific method. The LOD includes any adjustments from dilutions, concentrations or moisture content, where applicable. (DoD report formats only.)

LOQ - Limit of Quantitation: The value at which an instrument can accurately measure an analyte at a specific concentration. The LOQ includes any adjustments from dilutions, concentrations or moisture content, where applicable. (DoD report formats only.)

Limit of Quantitation: The value at which an instrument can accurately measure an analyte at a specific concentration. The LOQ includes any adjustments from dilutions, concentrations or moisture content, where applicable. (DoD report formats only.)

MDL - Method Detection Limit: This value represents the level to which target analyte concentrations are reported as estimated values, when those target analyte concentrations are quantified below the reporting limit (RL). The MDL includes any adjustments from dilutions, concentrations or moisture content, where applicable.

MS - Matrix Spike Sample: A sample prepared by adding a known mass of target analyte to a specified amount of matrix sample for which an independent estimate of target analyte concentration is available. For Method 332.0, the spike recovery is calculated using the native concentration, including estimated values.

MSD - Matrix Spike Sample Duplicate: Refer to MS.

NA - Not Applicable.

NC - Not Calculated: Term is utilized when one or more of the results utilized in the calculation are non-detect at the parameter's reporting unit.

NDPA/DPA - N-Nitrosodiphenylamine/Diphenylamine.

NI - Not Ignitable.

NP - Non-Plastic: Term is utilized for the analysis of Atterberg Limits in soil.

NR - No Results: Term is utilized when 'No Target Compounds Requested' is reported for the analysis of Volatile or Semivolatile Organic TIC only requests.

RL - Reporting Limit: The value at which an instrument can accurately measure an analyte at a specific concentration. The RL includes any adjustments from dilutions, concentrations or moisture content, where applicable.

RPD - Relative Percent Difference: The results from matrix and/or matrix spike duplicates are primarily designed to assess the precision of analytical results in a given matrix and are expressed as relative percent difference (RPD). Values which are less than five times the reporting limit for any individual parameter are evaluated by utilizing the absolute difference between the values; although the RPD value will be provided in the report.

SRM - Standard Reference Material: A reference sample of a known or certified value that is of the same or similar matrix as the associated field samples.

STLP - Semi-dynamic Tank Leaching Procedure per EPA Method 1315.

TEF - Toxic Equivalency Factors: The values assigned to each dioxin and furan to evaluate their toxicity relative to 2,3,7,8-TCDD.

TEQ - Toxic Equivalent: The measure of a sample's toxicity derived by multiplying each dioxin and furan by its corresponding TEF and then summing the resulting values.

TIC - Tentatively Identified Compound: A compound that has been identified to be present and is not part of the target compound list (TCL) for the method and/or program. All TICs are qualitatively identified and reported as estimated concentrations.

Report Format: DU Report with 'J' Qualifiers

Project Name:	AMHERST CENTRAL PARK-SOUTH	**Lab Number:**	L2407298
Project Number:	H22.009.001	**Report Date:**	02/22/24

Footnotes

1 - The reference for this analyte should be considered modified since this analyte is absent from the target analyte list of the original method.

Terms

Analytical Method: Both the document from which the method originates and the analytical reference method. (Example: EPA 8260B is shown as 1,8260B.) The codes for the reference method documents are provided in the References section of the Addendum.

Chlordane: The target compound Chlordane (CAS No. 57-74-9) is reported for GC ECD analyses. Per EPA,this compound "refers to a mixture of chlordane isomers, other chlorinated hydrocarbons and numerous other components." (Reference: USEPA Toxicological Review of Chlordane, In Support of Summary Information on the Integrated Risk Information System (IRIS), December 1997.)

Difference: With respect to Total Oxidizable Precursor (TOP) Assay analysis, the difference is defined as the Post-Treatment value minus the Pre-Treatment value.

Final pH: As it pertains to Sample Receipt & Container Information section of the report, Final pH reflects pH of container determined after adjustment at the laboratory, if applicable. If no adjustment required, value reflects Initial pH.

Frozen Date/Time: With respect to Volatile Organics in soil, Frozen Date/Time reflects the date/time at which associated Reagent Water-preserved vials were initially frozen. Note: If frozen date/time is beyond 48 hours from sample collection, value will be reflected in 'bold'.

Gasoline Range Organics (GRO): Gasoline Range Organics (GRO) results include all chromatographic peaks eluting from Methyl tert butyl ether through Naphthalene, with the exception of GRO analysis in support of State of Ohio programs, which includes all chromatographic peaks eluting from Hexane through Dodecane.

Initial pH: As it pertains to Sample Receipt & Container Information section of the report, Initial pH reflects pH of container determined upon receipt, if applicable.

PAH Total: With respect to Alkylated PAH analyses, the 'PAHs, Total' result is defined as the summation of results for all or a subset of the following compounds: Naphthalene, C1-C4 Naphthalenes, 2-Methylnaphthalene, 1-Methylnaphthalene, Biphenyl, Acenaphthylene, Acenaphthene, Fluorene, C1-C3 Fluorenes, Phenanthrene, C1-C4 Phenanthrenes/Anthracenes, Anthracene, Fluoranthene, Pyrene, C1-C4 Fluoranthenes/Pyrenes, Benz(a)anthracene, Chrysene, C1-C4 Chrysenes, Benzo(b)fluoranthene, Benzo(j)+(k)fluoranthene, Benzo(e)pyrene, Benzo(a)pyrene, Perylene, Indeno(1,2,3-cd)pyrene, Dibenz(ah)+(ac)anthracene, Benzo(g,h,i)perylene. If a 'Total' result is requested, the results of its individual components will also be reported.

PFAS Total: With respect to PFAS analyses, the 'PFAS, Total (5)' result is defined as the summation of results for: PFHpA, PFHxS, PFOA, PFNA and PFOS. In addition, the 'PFAS, Total (6)' result is defined as the summation of results for: PFHpA, PFHxS, PFOA, PFNA, PFDA and PFOS. For MassDEP DW compliance analysis only, the 'PFAS, Total (6)' result is defined as the summation of results at or above the RL. Note: If a 'Total' result is requested, the results of its individual components will also be reported.

Total: With respect to Organic analyses, a 'Total' result is defined as the summation of results for individual isomers or Aroclors. If a 'Total' result is requested, the results of its individual components will also be reported. This is applicable to 'Total' results for methods 8260, 8081 and 8082.

Data Qualifiers

A - Spectra identified as "Aldol Condensates" are byproducts of the extraction/concentration procedures when acetone is introduced in the process.

B - The analyte was detected above the reporting limit in the associated method blank. Flag only applies to associated field samples that have detectable concentrations of the analyte at less than ten times (10x) the concentration found in the blank. For MCP-related projects, flag only applies to associated field samples that have detectable concentrations of the analyte at less than ten times (10x) the concentration found in the blank. For DOD-related projects, flag only applies to associated field samples that have detectable concentrations of the analyte at less than ten times (10x) the concentration found in the blank AND the analyte was detected above one-half the reporting limit (or above the reporting limit for common lab contaminants) in the associated method blank. For NJ-Air-related projects, flag only applies to associated field samples that have detectable concentrations of the analyte above the reporting limit. For NJ-related projects (excluding Air), flag only applies to associated field samples that have detectable concentrations of the analyte, which was detected above the reporting limit in the associated method blank or above five times the reporting limit for common lab contaminants (Phthalates, Acetone, Methylene Chloride, 2-Butanone).

C - Co-elution: The target analyte co-elutes with a known lab standard (i.e. surrogate, internal standards, etc.) for co-extracted analyses.

D - Concentration of analyte was quantified from diluted analysis. Flag only applies to field samples that have detectable concentrations of the analyte.

E - Concentration of analyte exceeds the range of the calibration curve and/or linear range of the instrument.

F - The ratio of quantifier ion response to qualifier ion response falls outside of the laboratory criteria. Results are considered to be an estimated maximum concentration.

G - The concentration may be biased high due to matrix interferences (i.e, co-elution) with non-target compound(s). The result should be considered estimated.

H - The analysis of pH was performed beyond the regulatory-required holding time of 15 minutes from the time of sample collection.

I - The lower value for the two columns has been reported due to obvious interference.

J - Estimated value. The Target analyte concentration is below the quantitation limit (RL), but above the Method Detection Limit (MDL) or Estimated Detection Limit (EDL) for SPME-related analyses. This represents an estimated concentration for Tentatively

Report Format: DU Report with 'J' Qualifiers

Project Name:	AMHERST CENTRAL PARK-SOUTH	**Lab Number:**	L2407298
Project Number:	H22.009.001	**Report Date:**	02/22/24

Data Qualifiers

Identified Compounds (TICs). For calculated parameters, this represents that one or more values used in the calculation were estimated.

M - Reporting Limit (RL) exceeds the MCP CAM Reporting Limit for this analyte.

ND - Not detected at the method detection limit (MDL) for the sample, or estimated detection limit (EDL) for SPME-related analyses.

NJ - Presumptive evidence of compound. This represents an estimated concentration for Tentatively Identified Compounds (TICs), where the identification is based on a mass spectral library search.

P - The RPD between the results for the two columns exceeds the method-specified criteria.

Q - The quality control sample exceeds the associated acceptance criteria. For DOD-related projects, LCS and/or Continuing Calibration Standard exceedences are also qualified on all associated sample results. Note: This flag is not applicable for matrix spike recoveries when the sample concentration is greater than 4x the spike added or for batch duplicate RPD when the sample concentrations are less than 5x the RL. (Metals only.)

R - Analytical results are from sample re-analysis.

RE - Analytical results are from sample re-extraction.

S - Analytical results are from modified screening analysis.

V - The surrogate associated with this target analyte has a recovery outside the QC acceptance limits. (Applicable to MassDEP DW Compliance samples only.)

Z - The batch matrix spike and/or duplicate associated with this target analyte has a recovery/RPD outside the QC acceptance limits. (Applicable to MassDEP DW Compliance samples only.)

Project Name:	AMHERST CENTRAL PARK-SOUTH	**Lab Number:**	L2407298
Project Number:	H22.009.001	**Report Date:**	02/22/24

REFERENCES

1 Test Methods for Evaluating Solid Waste: Physical/Chemical Methods. EPA SW-846. Third Edition. Updates I - VI, 2018.

121 Standard Methods for the Examination of Water and Wastewater. APHA-AWWA-WEF. Standard Methods Online.

LIMITATION OF LIABILITIES

Alpha Analytical performs services with reasonable care and diligence normal to the analytical testing laboratory industry. In the event of an error, the sole and exclusive responsibility of Alpha Analytical shall be to re-perform the work at it's own expense. In no event shall Alpha Analytical be held liable for any incidental, consequential or special damages, including but not limited to, damages in any way connected with the use of, interpretation of, information or analysis provided by Alpha Analytical.

We strongly urge our clients to comply with EPA protocol regarding sample volume, preservation, cooling, containers, sampling procedures, holding time and splitting of samples in the field.

Certification Information

The following analytes are not included in our Primary NELAP Scope of Accreditation:

Westborough Facility
EPA 624.1: m/p-xylene, o-xylene, Naphthalene
EPA 625.1: alpha-Terpineol
EPA 8260D: NPW: 1,2,4,5-Tetramethylbenzene; 4-Ethyltoluene, Azobenzene; SCM: Iodomethane (methyl iodide), 1,2,4,5-Tetramethylbenzene; 4-Ethyltoluene.
EPA 8270E: NPW: Dimethylnaphthalene,1,4-Diphenylhydrazine, alpha-Terpineol; SCM: Dimethylnaphthalene,1,4-Diphenylhydrazine.
SM4500: NPW: Amenable Cyanide; SCM: Total Phosphorus, TKN, NO2, NO3.

Mansfield Facility
SM 2540D: TSS.
EPA TO-15: Halothane, 2,4,4-Trimethyl-2-pentene, 2,4,4-Trimethyl-1-pentene, Thiophene, 2-Methylthiophene, 3-Methylthiophene, 2-Ethylthiophene, 1,2,3-Trimethylbenzene, Indan, Indene, 1,2,4,5-Tetramethylbenzene, Benzothiophene, 1-Methylnaphthalene.
Biological Tissue Matrix: EPA 3050B

The following analytes are included in our Massachusetts DEP Scope of Accreditation

Westborough Facility:

Drinking Water
EPA 300.0: Chloride, Nitrate-N, Fluoride, Sulfate; **EPA 353.2**: Nitrate-N, Nitrite-N; **SM4500NO3-F**: Nitrate-N, Nitrite-N; **SM4500F-C, SM4500CN-CE, EPA 180.1, SM2130B, SM4500Cl-D, SM2320B, SM2540C, SM4500H-B, SM4500NO2-B**
EPA 524.2: THMs and VOCs; **EPA 504.1:** EDB, DBCP.
Microbiology: **SM9215B; SM9223-P/A, SM9223B-Colilert-QT,SM9222D**.

Non-Potable Water
SM4500H,B, EPA 120.1, SM2510B, SM2540C, SM2320B, SM4500CL-E, SM4500F-BC, SM4500NH3-BH: Ammonia-N and Kjeldahl-N, **EPA 350.1**: Ammonia-N, **LACHAT 10-107-06-1-B**: Ammonia-N, **EPA 351.1, SM4500NO3-F, EPA 353.2**: Nitrate-N**, SM4500P-E, SM4500P-B, E, SM4500SO4-E, SM5220D, EPA 410.4, SM5210B, SM5310C, SM4500CL-D, EPA 1664, EPA 420.1, SM4500-CN-CE, SM2540D, EPA 300: Chloride, Sulfate, Nitrate.**
EPA 624.1: Volatile Halocarbons & Aromatics,
EPA 608.3: Chlordane, Toxaphene, Aldrin, alpha-BHC, beta-BHC, gamma-BHC, delta-BHC, Dieldrin, DDD, DDE, DDT, Endosulfan I, Endosulfan II, Endosulfan sulfate, Endrin, Endrin Aldehyde, Heptachlor, Heptachlor Epoxide, PCBs
EPA 625.1: SVOC (Acid/Base/Neutral Extractables).
Microbiology: **SM9223B-Colilert-QT; Enterolert-QT, SM9221E, EPA 1600, EPA 1603, SM9222D.**

Mansfield Facility:

Drinking Water
EPA 200.7: Al, Ba, Cd, Cr, Cu, Fe, Mn, Ni, Na, Ag, Ca, Zn. **EPA 200.8:** Al, Sb, As, Ba, Be, Cd, Cr, Cu, Pb, Mn, Ni, Se, Ag, TL, Zn. **EPA 245.1** Hg.
EPA 522, EPA 537.1.

Non-Potable Water
EPA 200.7: Al, Sb, As, Be, Cd, Ca, Cr, Co, Cu, Fe, Pb, Mg, Mn, Mo, Ni, K, Se, Ag, Na, Sr, TL, Ti, V, Zn.
EPA 200.8: Al, Sb**,** As, Be, Cd, Cr, Cu, Fe, Pb, Mn, Ni, K, Se, Ag, Na, TL, Zn.
EPA 245.1 Hg.
SM2340B

For a complete listing of analytes and methods, please contact your Alpha Project Manager.

NEW YORK CHAIN OF CUSTODY

ALPHA ANALYTICAL

Westborough, MA 01581 — 8 Walkup Dr. — TEL: 508-898-9220 — FAX: 508 898 9193
Mansfield, MA 02048 — 320 Forbes Blvd — TEL: 508-822-9300 — FAX: 508-822-3288

Service Centers
Mahwah, NJ 07430: 35 Whitney Rd, Suite 5
Albany, NY 12205: 14 Walker Way
Tonawanda, NY 14150: 275 Cooper Ave, Suite 105

Page: of

Date Rec'd in Lab: 2/9/24

ALPHA Job #: L2407298

Client Information
Client: C+S Engineers
Address: 141 Elm St Suite 100 Buffalo, NY 14203
Phone: (716) 847-1630
Fax:
Email: CMartin@CSCOS.com

Project Information
Project Name: Amherst Central Park-South
Project Location:
Project #: H22.009.001
(Use Project name as Project #)
Project Manager: Cody Martin
ALPHAQuote #:

Turn-Around Time
Standard: X — Due Date:
Rush (only if pre approved): ☐ — # of Days:

Deliverables
☐ ASP-A ☒ ASP-B
☒ EQuIS (1 File) ☐ EQuIS (4 File)
☐ Other

Billing Information
☒ Same as Client Info
PO #

Regulatory Requirement
☐ NY TOGS ☒ NY Part 375
☐ AWQ Standards ☐ NY CP-51
☐ NY Restricted Use ☐ Other
☐ NY Unrestricted Use
☐ NYC Sewer Discharge

Disposal Site Information
Please identify below location of applicable disposal facilities.
Disposal Facility: ☐ NJ ☒ NY ☐ Other:

These samples have been previously analyzed by Alpha ☐

Other project specific requirements/comments:

Please specify Metals or TAL.

ANALYSIS

Sample Filtration
☐ Done
☐ Lab to do
Preservation
☐ Lab to do
(Please Specify below)

ALPHA Lab ID (Lab Use Only)	Sample ID	Collection Date	Collection Time	Sample Matrix	Sampler's Initials	Cadmium	TS	Sample Specific Comments	Total Bottle
07298-01	S-01-A	2/8	950	Soil	DW	X	X		4
02	S-01-B	"	"	"	"	X	X		
03	S-01-C					X	X	hold	
04	S-01-D					X	X	hold	
05	S-01-E		↓			X	X	hold	
06	W-01-A		1035			X	X		
07	W-01-B		"			X	X		
08	W-01-C					X	X	hold	
09	W-01-D					X	X	hold	
10	W-01-E		↓			X	X	hold	1
	Container Type					G	P		
	Preservative					A	A		

Preservative Code:
A = None
B = HCl
C = HNO_3
D = H_2SO_4
E = NaOH
F = MeOH
G = $NaHSO_4$
H = $Na_2S_2O_3$
K/E = Zn Ac/NaOH
O = Other

Container Code
P = Plastic
A = Amber Glass
V = Vial
G = Glass
B = Bacteria Cup
C = Cube
O = Other
E = Encore
D = BOD Bottle

Westboro: Certification No: MA935
Mansfield: Certification No: MA015

Relinquished By:	Date/Time	Received By:	Date/Time
	2/8/24 1700		2/8/24 17:00
	2/8/24 17:00		2/9/24 0115

Please print clearly, legibly and completely. Samples can not be logged in and turnaround time clock will not start until any ambiguities are resolved. BY EXECUTING THIS COC, THE CLIENT HAS READ AND AGREES TO BE BOUND BY ALPHA'S TERMS & CONDITIONS. (See reverse side.)

Form No: 01-25 HC (rev. 30-Sept-2013)

NEW YORK CHAIN OF CUSTODY

ALPHA ANALYTICAL

Westborough, MA 01581 — 8 Walkup Dr. — TEL: 508-898-9220 — FAX: 508-898-9193
Mansfield, MA 02048 — 320 Forbes Blvd — TEL: 508-822-9300 — FAX: 508-822-3288

Service Centers
Mahwah, NJ 07430: 35 Whitney Rd, Suite 5
Albany, NY 12205: 14 Walker Way
Tonawanda, NY 14150: 275 Cooper Ave, Suite 105

Page of

Date Rec'd in Lab: 2/9/24

ALPHA Job #: L2407298

Client Information
Client: C+S Engineers
Address: 141 Elk St., Suite 100, Buffalo, NY 14203
Phone: (716) 847-1630
Fax:
Email: CMartin@CSCOS.com

Project Information
Project Name: Amherst Central Park- South
Project Location:
Project #: H22.009.001
(Use Project name as Project #)
Project Manager: Cody Martin
ALPHAQuote #:

Turn-Around Time
Standard [X] Due Date:
Rush (only if pre approved) [ ] # of Days:

Deliverables
[ ] ASP-A [X] ASP-B
[X] EQuIS (1 File) [ ] EQuIS (4 File)
[ ] Other

Billing Information
[X] Same as Client Info
PO #

Regulatory Requirement
[ ] NY TOGS [X] NY Part 375
[ ] AWQ Standards [ ] NY CP-51
[ ] NY Restricted Use [ ] Other
[ ] NY Unrestricted Use
[ ] NYC Sewer Discharge

Disposal Site Information
Please identify below location of applicable disposal facilities.
Disposal Facility:
[ ] NJ [X] NY
[ ] Other:

These samples have been previously analyzed by Alpha [ ]

Other project specific requirements/comments:

Please specify Metals or TAL.

ANALYSIS

Sample Filtration
[ ] Done
[ ] Lab to do
Preservation
[ ] Lab to do
(Please Specify below)

ALPHA Lab ID (Lab Use Only)	Sample ID	Collection Date	Collection Time	Sample Matrix	Sampler's Initials	Cadmium	TCL	Sample Specific Comments	Bottle
07298 - 11	S-02-A	2/6	955	Soil	BW	X	X		2
12	S-02-B					X	X		1
13	S-02-C					X	X	hold	
14	S-02-D					X	X	hold	
15	S-02-E		↓			X	X	hold	
16	W-02-A		1030			X	X		
17	W-02-B					X	X		
18	W-02-C					X	X	hold	
19	W-02-D					X	X	hold	
20	W-02-E		↓	↓	↓	X	X	hold	1

Container Type: G P
Preservative: A A

Preservative Code: A = None; B = HCl; C = HNO_3; D = H_2SO_4; E = NaOH; F = MeOH; G = $NaHSO_4$; H = $Na_2S_2O_3$; K/E = Zn Ac/NaOH; O = Other

Container Code: P = Plastic; A = Amber Glass; V = Vial; G = Glass; B = Bacteria Cup; C = Cube; O = Other; E = Encore; D = BOD Bottle

Westboro: Certification No: MA935
Mansfield: Certification No: MA015

Relinquished By:	Date/Time	Received By:	Date/Time
	2/8/24 1702		2/8/24 17:02
	2/8/24 1702		2/9/24 0015

Please print clearly, legibly and completely. Samples can not be logged in and turnaround time clock will not start until any ambiguities are resolved. BY EXECUTING THIS COC, THE CLIENT HAS READ AND AGREES TO BE BOUND BY ALPHA'S TERMS & CONDITIONS. (See reverse side.)

Form No: 01-25 HC (rev. 30-Sept-2013)

ALPHA ANALYTICAL

NEW YORK CHAIN OF CUSTODY

Westborough, MA 01581 — 8 Walkup Dr. — TEL: 508-898-9220 — FAX: 508-898-9193
Mansfield, MA 02048 — 320 Forbes Blvd — TEL: 508-822-9300 — FAX: 508-822-3288

Service Centers
Mahwah, NJ 07430: 35 Whitney Rd, Suite 5
Albany, NY 12205: 14 Walker Way
Tonawanda, NY 14150: 275 Cooper Ave, Suite 105

Page of

Date Rec'd in Lab: 2/9/24

ALPHA Job #: L2407298

Client Information
Client: GS Engineers
Address: 141 Elm St, Suite 100, Buffalo, NY 14203
Phone: (716) 847-1630
Fax:
e-mail: CMartin@GScos.com

Project Information
Project Name: Amherst Central Park - South
Project Location:
Project #: H22.009.001
(Use Project name as Project #)
Project Manager: Cody Martin
ALPHAQuote #:

Turn-Around Time
Standard: X — Due Date:
Rush (only if pre approved): — # of Days:

Deliverables
ASP-A — ASP-B: X
EQuIS (1 File): X — EQuIS (4 File)
Other

Billing Information
Same as Client Info: X
PO #

Regulatory Requirement
NY TOGS — NY Part 375: X
AWQ Standards — NY CP-51
NY Restricted Use — Other
NY Unrestricted Use
NYC Sewer Discharge

Disposal Site Information
Please identify below location of applicable disposal facilities.
Disposal Facility:
NJ — NY: X
Other:

These samples have been previously analyzed by Alpha:
Other project specific requirements/comments:
Please specify Metals or TAL.

ANALYSIS

Sample Filtration
Done
Lab to do
Preservation
Lab to do
(Please Specify below)

Total Bottle

ALPHA Lab ID (Lab Use Only)	Sample ID	Collection Date	Collection Time	Sample Matrix	Sampler's Initials	Total Metals	TCL	Cadmium	Sample Specific Comments
	N-04-C-MSD	2/8	1120	Soil	BW		X	X	
	E-04-C MS	2/8	1050	Soil	BW		X	X	
	E-04-C-MSD	2/8	1050	Soil	"		X	X	
	DUP-03	2/8	1050	Soil	"		X	X	
07298-20	W-02-E-MS	"	1030	Soil	"		X	X	
20	W-02-E-MSD	"	"	Soil	"		X	X	
	DUP-04	"	"	Soil	"		X	X	

Container Type: P G
Preservative: A A

Preservative Code: A = None; B = HCl; C = HNO_3; D = H_2SO_4; E = NaOH; F = MeOH; G = $NaHSO_4$; H = $Na_2S_2O_3$; K/E = Zn Ac/NaOH; O = Other

Container Code: P = Plastic; A = Amber Glass; V = Vial; G = Glass; B = Bacteria Cup; C = Cube; O = Other; E = Encore; D = BOD Bottle

Westboro Certification No: MA935
Mansfield Certification No: MA015

Relinquished By:	Date/Time	Received By:	Date/Time
	2/8/24 17:00		2/8/24 17:00
	2/8/24 17:0		2/9/24 0915

Please print clearly, legibly and completely. Samples can not be logged in and turnaround time clock will not start until any ambiguities are resolved. BY EXECUTING THIS COC, THE CLIENT HAS READ AND AGREES TO BE BOUND BY ALPHA'S TERMS & CONDITIONS (See reverse side.)

Form No: 01-25 HC (rev. 30-Sept-2013)

NEW YORK CHAIN OF CUSTODY

ALPHA ANALYTICAL

Westborough, MA 01581
8 Walkup Dr.
TEL: 508-898-9220
FAX: 508-898-9193

Mansfield, MA 02048
320 Forbes Blvd
TEL: 508-822-9300
FAX: 508-822-3288

Service Centers
Mahwah, NJ 07430: 35 Whitney Rd, Suite 5
Albany, NY 12205: 14 Walker Way
Tonawanda, NY 14150: 275 Cooper Ave, Suite 105

Page of

Date Rec'd in Lab: 2/9/24

ALPHA Job #: L2407298

Client Information
Client: GPS Engineers
Address: 411 Elm St, Ste 100
Buffalo, NY 14203
Phone: (716) 847-1630
Fax:
Email: cmartin@gpsengineers.com

Project Information
Project Name: Amherst Central Park - South
Project Location:
Project #: H22.009.001
(Use Project name as Project #)
Project Manager: Cody Martin
ALPHAQuote #:

Turn-Around Time
Standard: X
Rush (only if pre approved):
Due Date:
# of Days:

These samples have been previously analyzed by Alpha:

Other project specific requirements/comments:

Please specify Metals or TAL.

Deliverables
ASP-A: ASP-B: X
EQuIS (1 File): X
EQuIS (4 File):
Other:

Regulatory Requirement
NY TOGS:
NY Part 375: X
AWQ Standards:
NY CP-51:
NY Restricted Use:
Other:
NY Unrestricted Use:
NYC Sewer Discharge:

Billing Information
Same as Client Info: X
PO #:

Disposal Site Information
Please identify below location of applicable disposal facilities.
Disposal Facility:
NJ:
NY: X
Other:

ANALYSIS

Sample Filtration
Done
Lab to do
Preservation
Lab to do
(Please Specify below)

ALPHA Lab ID (Lab Use Only)	Sample ID	Collection Date	Collection Time	Sample Matrix	Sampler's Initials	Cadmium	TCL	Cyanide	Hex Cr					Sample Specific Comments
07298 - 21	SB-21-C	2/8	9:36	Soil	BW	X	X							
22	SB-21-D					X	X							
23	SB-21-E					X	X							
24	SB-21-11ft	2/8	9:45			X	X	X	X					
25	SB-17-15ft	2/8	12:20			X	X	X	X					
	E-01-D-MS	2/8	1105			X	X							
	E-01-D-MSD	2/8	1105			X	X							
	DUP-01	2/8	1105			X	X							
	DUP-02	2/8	1120			X	X							
	N-04-C-MS	2/8	1120			X	X							

Container Type: G P G G
Preservative: A A A A

Preservative Code:
A = None
B = HCl
C = HNO_3
D = H_2SO_4
E = NaOH
F = MeOH
G = $NaHSO_4$
H = $Na_2S_2O_3$
K/E = Zn Ac/NaOH
O = Other

Container Code
P = Plastic
A = Amber Glass
V = Vial
G = Glass
B = Bacteria Cup
C = Cube
O = Other
E = Encore
D = BOD Bottle

Westboro: Certification No: MA935
Mansfield: Certification No: MA015

Relinquished By:	Date/Time	Received By:	Date/Time
	2/8/24 1100		2/8/24 17:00
	2/8/24 17:00		2/9/24 0115

Please print clearly, legibly and completely. Samples can not be logged in and turnaround time clock will not start until any ambiguities are resolved. BY EXECUTING THIS COC, THE CLIENT HAS READ AND AGREES TO BE BOUND BY ALPHA'S TERMS & CONDITIONS. (See reverse side.)

Form No: 01-25 HC (rev. 30-Sept-2013)

ANALYTICAL REPORT

Lab Number:	L2413839
Client:	C&S Companies 141 Elm Street, Suite 100 Buffalo, NY 14203
ATTN:	Cody Martin
Phone:	(716) 847-1630
Project Name:	AMHERST CENTRAL PARK SOUTH
Project Number:	H22.009.003
Report Date:	03/20/24

The original project report/data package is held by Alpha Analytical. This report/data package is paginated and should be reproduced only in its entirety. Alpha Analytical holds no responsibility for results and/or data that are not consistent with the original.

Certifications & Approvals: MA (M-MA086), NH NELAP (2064), CT (PH-0826), IL (200077), IN (C-MA-03), KY (KY98045), ME (MA00086), MD (348), NJ (MA935), NY (11148), NC (25700/666), OH (CL108), OR (MA-1316), PA (68-03671), RI (LAO00065), TX (T104704476), VT (VT-0935), VA (460195), USDA (Permit #525-23-122-91930).

Eight Walkup Drive, Westborough, MA 01581-1019
508-898-9220 (Fax) 508-898-9193 800-624-9220 - www.alphalab.com

Project Name: AMHERST CENTRAL PARK SOUTH
Project Number: H22.009.003

Lab Number: L2413839
Report Date: 03/20/24

Alpha Sample ID	Client ID	Matrix	Sample Location	Collection Date/Time	Receive Date
L2413839-01	E08-A	SOIL	Not Specified	03/14/24 09:10	03/14/24
L2413839-02	E08-B	SOIL	Not Specified	03/14/24 09:10	03/14/24
L2413839-03	E09-A	SOIL	Not Specified	03/14/24 09:15	03/14/24
L2413839-04	E09-B	SOIL	Not Specified	03/14/24 09:15	03/14/24

Project Name:	AMHERST CENTRAL PARK SOUTH	**Lab Number:**	L2413839
Project Number:	H22.009.003	**Report Date:**	03/20/24

Case Narrative

The samples were received in accordance with the Chain of Custody and no significant deviations were encountered during the preparation or analysis unless otherwise noted. Sample Receipt, Container Information, and the Chain of Custody are located at the back of the report.

Results contained within this report relate only to the samples submitted under this Alpha Lab Number and meet NELAP requirements for all NELAP accredited parameters unless otherwise noted in the following narrative. The data presented in this report is organized by parameter (i.e. VOC, SVOC, etc.). Sample specific Quality Control data (i.e. Surrogate Spike Recovery) is reported at the end of the target analyte list for each individual sample, followed by the Laboratory Batch Quality Control at the end of each parameter. Tentatively Identified Compounds (TICs), if requested, are reported for compounds identified to be present and are not part of the method/program Target Compound List, even if only a subset of the TCL are being reported. If a sample was re-analyzed or re-extracted due to a required quality control corrective action and if both sets of data are reported, the Laboratory ID of the re-analysis or re-extraction is designated with an "R" or "RE", respectively.

When multiple Batch Quality Control elements are reported (e.g. more than one LCS), the associated samples for each element are noted in the grey shaded header line of each data table. Any Laboratory Batch, Sample Specific % recovery or RPD value that is outside the listed Acceptance Criteria is bolded in the report. In reference to questions H (CAM) or 4 (RCP) when "NO" is checked, the performance criteria for CAM and RCP methods allow for some quality control failures to occur and still be within method compliance. In these instances, the specific failure is not narrated but noted in the associated QC Outlier Summary Report, located directly after the Case Narrative. QC information is also incorporated in the Data Usability Assessment table (Format 11) of our Data Merger tool, where it can be reviewed in conjunction with the sample result, associated regulatory criteria and any associated data usability implications.

Soil/sediments, solids and tissues are reported on a dry weight basis unless otherwise noted. Definitions of all data qualifiers and acronyms used in this report are provided in the Glossary located at the back of the report.

HOLD POLICY - For samples submitted on hold, Alpha's policy is to hold samples (with the exception of Air canisters) free of charge for 21 calendar days from the date the project is completed. After 21 calendar days, we will dispose of all samples submitted including those put on hold unless you have contacted your Alpha Project Manager and made arrangements for Alpha to continue to hold the samples. Air canisters will be disposed after 3 business days from the date the project is completed.

Please contact Project Management at 800-624-9220 with any questions.

Project Name:	AMHERST CENTRAL PARK SOUTH	**Lab Number:**	L2413839
Project Number:	H22.009.003	**Report Date:**	03/20/24

Case Narrative (continued)

Report Submission

March 20, 2024: This final report includes the results of the following analyses:

L2413839-03: Total Metals

March 18, 2024: This is a preliminary report.

All non-detect (ND) or estimated concentrations (J-qualified) have been quantitated to the limit noted in the MDL column.

Total Metals

L2413839-01 and -03: The sample has an elevated detection limit due to the dilution required by the sample matrix.

I, the undersigned, attest under the pains and penalties of perjury that, to the best of my knowledge and belief and based upon my personal inquiry of those responsible for providing the information contained in this analytical report, such information is accurate and complete. This certificate of analysis is not complete unless this page accompanies any and all pages of this report.

Authorized Signature: Melissa Sturgis Melissa Sturgis

Title: Technical Director/Representative Date: 03/20/24

METALS

Project Name: AMHERST CENTRAL PARK SOUTH
Lab Number: L2413839
Project Number: H22.009.003
Report Date: 03/20/24

SAMPLE RESULTS

Lab ID: L2413839-01
Client ID: E08-A
Sample Location: Not Specified
Date Collected: 03/14/24 09:10
Date Received: 03/14/24
Field Prep: Not Specified

Sample Depth:
Matrix: Soil
Percent Solids: 61%

Parameter	Result	Qualifier	Units	RL	MDL	Dilution Factor	Date Prepared	Date Analyzed	Prep Method	Analytical Method	Analyst
Total Metals - Mansfield Lab											
Cadmium, Total	12.2		mg/kg	3.22	0.315	5	03/15/24 23:03	03/17/24 19:35	EPA 3050B	1,6010D	MAM

Project Name: AMHERST CENTRAL PARK SOUTH
Lab Number: L2413839
Project Number: H22.009.003
Report Date: 03/20/24

SAMPLE RESULTS

Lab ID: L2413839-03
Client ID: E09-A
Sample Location: Not Specified
Date Collected: 03/14/24 09:15
Date Received: 03/14/24
Field Prep: Not Specified

Sample Depth:
Matrix: Soil
Percent Solids: 61%

Parameter	Result	Qualifier	Units	RL	MDL	Dilution Factor	Date Prepared	Date Analyzed	Prep Method	Analytical Method	Analyst
Total Metals - Mansfield Lab											
Cadmium, Total	10.5		mg/kg	3.19	0.313	5	03/19/24 09:50	03/19/24 19:57	EPA 3050B	1,6010D	JMF

Project Name: AMHERST CENTRAL PARK SOUTH **Lab Number:** L2413839

Project Number: H22.009.003 **Report Date:** 03/20/24

Method Blank Analysis
Batch Quality Control

Parameter	Result	Qualifier	Units	RL	MDL	Dilution Factor	Date Prepared	Date Analyzed	Analytical Method	Analyst
Total Metals - Mansfield Lab for sample(s): 01 Batch: WG1896757-1										
Cadmium, Total	ND		mg/kg	0.400	0.039	1	03/15/24 23:03	03/17/24 18:57	1,6010D	MAM

Prep Information

Digestion Method: EPA 3050B

Parameter	Result	Qualifier	Units	RL	MDL	Dilution Factor	Date Prepared	Date Analyzed	Analytical Method	Analyst
Total Metals - Mansfield Lab for sample(s): 03 Batch: WG1897685-1										
Cadmium, Total	ND		mg/kg	0.400	0.039	1	03/19/24 09:50	03/19/24 17:54	1,6010D	JMF

Prep Information

Digestion Method: EPA 3050B

Lab Control Sample Analysis

Batch Quality Control

Project Name: AMHERST CENTRAL PARK SOUTH

Project Number: H22.009.003

Lab Number: L2413839

Report Date: 03/20/24

Parameter	LCS %Recovery	Qual	LCSD %Recovery	Qual	%Recovery Limits	RPD	Qual	RPD Limits
Total Metals - Mansfield Lab Associated sample(s): 01 Batch: WG1896757-2 SRM Lot Number: D123-540								
Cadmium, Total	94		-		83-118	-		
Total Metals - Mansfield Lab Associated sample(s): 03 Batch: WG1897685-2 SRM Lot Number: D123-540								
Cadmium, Total	88		-		83-118	-		

Matrix Spike Analysis
Batch Quality Control

Project Name: AMHERST CENTRAL PARK SOUTH
Project Number: H22.009.003

Lab Number: L2413839
Report Date: 03/20/24

Parameter	Native Sample	MS Added	MS Found	MS %Recovery	Qual	MSD Found	MSD %Recovery	Qual	Recovery Limits	RPD	Qual	RPD Limits
Total Metals - Mansfield Lab Associated sample(s): 01 QC Batch ID: WG1896757-3 QC Sample: L2413839-01 Client ID: E08-A												
Cadmium, Total	12.2	6.5	17.3	78		-	-		75-125	-		20
Total Metals - Mansfield Lab Associated sample(s): 03 QC Batch ID: WG1897685-3 QC Sample: L2413741-21 Client ID: MS Sample												
Cadmium, Total	ND	5.57	5.48	98		-	-		75-125	-		20

Lab Duplicate Analysis

Batch Quality Control

Project Name: AMHERST CENTRAL PARK SOUTH

Project Number: H22.009.003

Lab Number: L2413839

Report Date: 03/20/24

Parameter	Native Sample	Duplicate Sample	Units	RPD	Qual	RPD Limits
Total Metals - Mansfield Lab Associated sample(s): 01 QC Batch ID: WG1896757-4 QC Sample: L2413839-01 Client ID: E08-A						
Cadmium, Total	12.2	11.5	mg/kg	6		20
Total Metals - Mansfield Lab Associated sample(s): 03 QC Batch ID: WG1897685-4 QC Sample: L2413741-21 Client ID: DUP Sample						
Cadmium, Total	ND	ND	mg/kg	NC		20

INORGANICS
&
MISCELLANEOUS

Project Name: AMHERST CENTRAL PARK SOUTH
Project Number: H22.009.003
Lab Number: L2413839
Report Date: 03/20/24

SAMPLE RESULTS

Lab ID: L2413839-01
Client ID: E08-A
Sample Location: Not Specified
Sample Depth:
Matrix: Soil
Date Collected: 03/14/24 09:10
Date Received: 03/14/24
Field Prep: Not Specified

Parameter	Result	Qualifier	Units	RL	MDL	Dilution Factor	Date Prepared	Date Analyzed	Analytical Method	Analyst
General Chemistry - Westborough Lab										
Solids, Total	61.2		%	0.100	NA	1	-	03/15/24 06:17	121,2540G	ROI

Project Name: AMHERST CENTRAL PARK SOUTH
Project Number: H22.009.003

Lab Number: L2413839
Report Date: 03/20/24

SAMPLE RESULTS

Lab ID: L2413839-03
Client ID: E09-A
Sample Location: Not Specified

Date Collected: 03/14/24 09:15
Date Received: 03/14/24
Field Prep: Not Specified

Sample Depth:
Matrix: Soil

Parameter	Result	Qualifier	Units	RL	MDL	Dilution Factor	Date Prepared	Date Analyzed	Analytical Method	Analyst
General Chemistry - Westborough Lab										
Solids, Total	61.2		%	0.100	NA	1	-	03/19/24 02:37	121,2540G	ODJ

Lab Duplicate Analysis

Batch Quality Control

Project Name: AMHERST CENTRAL PARK SOUTH

Project Number: H22.009.003

Lab Number: L2413839

Report Date: 03/20/24

Parameter	Native Sample	Duplicate Sample	Units	RPD	Qual	RPD Limits
General Chemistry - Westborough Lab Associated sample(s): 01 QC Batch ID: WG1896574-1 QC Sample: L2414128-05 Client ID: DUP Sample						
Solids, Total	92.0	92.4	%	0		20
General Chemistry - Westborough Lab Associated sample(s): 03 QC Batch ID: WG1897790-1 QC Sample: L2413839-03 Client ID: E09-A						
Solids, Total	61.2	60.8	%	1		20

Project Name: AMHERST CENTRAL PARK SOUTH
Project Number: H22.009.003

Lab Number: L2413839
Report Date: 03/20/24

Sample Receipt and Container Information

Were project specific reporting limits specified? YES

Cooler Information

Cooler	Custody Seal
A	Absent

Container Information

Container ID	Container Type	Cooler	Initial pH	Final pH	Temp deg C	Pres	Seal	Frozen Date/Time	Analysis(*)
L2413839-01A	Glass 60ml unpreserved split	A	NA		3.7	Y	Absent		CD-TI(180)
L2413839-01B	Glass 120ml/4oz unpreserved	A	NA		3.7	Y	Absent		TS(7)
L2413839-02A	Glass 60ml unpreserved split	A	NA		3.7	Y	Absent		HOLD-METAL(180)
L2413839-02B	Glass 120ml/4oz unpreserved	A	NA		3.7	Y	Absent		HOLD-WETCHEM()
L2413839-03A	Glass 60ml unpreserved split	A	NA		3.7	Y	Absent		CD-TI(180)
L2413839-03B	Glass 120ml/4oz unpreserved	A	NA		3.7	Y	Absent		TS(7)
L2413839-04A	Glass 60ml unpreserved split	A	NA		3.7	Y	Absent		HOLD-METAL(180)
L2413839-04B	Glass 120ml/4oz unpreserved	A	NA		3.7	Y	Absent		HOLD-WETCHEM()

*Values in parentheses indicate holding time in days

Project Name:	AMHERST CENTRAL PARK SOUTH	**Lab Number:**	L2413839
Project Number:	H22.009.003	**Report Date:**	03/20/24

GLOSSARY

Acronyms

DL - Detection Limit: This value represents the level to which target analyte concentrations are reported as estimated values, when those target analyte concentrations are quantified below the limit of quantitation (LOQ). The DL includes any adjustments from dilutions, concentrations or moisture content, where applicable. (DoD report formats only.)

EDL - Estimated Detection Limit: This value represents the level to which target analyte concentrations are reported as estimated values, when those target analyte concentrations are quantified below the reporting limit (RL). The EDL includes any adjustments from dilutions, concentrations or moisture content, where applicable. The use of EDLs is specific to the analysis of PAHs using Solid-Phase Microextraction (SPME).

EMPC - Estimated Maximum Possible Concentration: The concentration that results from the signal present at the retention time of an analyte when the ions meet all of the identification criteria except the ion abundance ratio criteria. An EMPC is a worst-case estimate of the concentration.

EPA - Environmental Protection Agency.

LCS - Laboratory Control Sample: A sample matrix, free from the analytes of interest, spiked with verified known amounts of analytes or a material containing known and verified amounts of analytes.

LCSD - Laboratory Control Sample Duplicate: Refer to LCS.

LFB - Laboratory Fortified Blank: A sample matrix, free from the analytes of interest, spiked with verified known amounts of analytes or a material containing known and verified amounts of analytes.

LOD - Limit of Detection: This value represents the level to which a target analyte can reliably be detected for a specific analyte in a specific matrix by a specific method. The LOD includes any adjustments from dilutions, concentrations or moisture content, where applicable. (DoD report formats only.)

LOQ - Limit of Quantitation: The value at which an instrument can accurately measure an analyte at a specific concentration. The LOQ includes any adjustments from dilutions, concentrations or moisture content, where applicable. (DoD report formats only.)

Limit of Quantitation: The value at which an instrument can accurately measure an analyte at a specific concentration. The LOQ includes any adjustments from dilutions, concentrations or moisture content, where applicable. (DoD report formats only.)

MDL - Method Detection Limit: This value represents the level to which target analyte concentrations are reported as estimated values, when those target analyte concentrations are quantified below the reporting limit (RL). The MDL includes any adjustments from dilutions, concentrations or moisture content, where applicable.

MS - Matrix Spike Sample: A sample prepared by adding a known mass of target analyte to a specified amount of matrix sample for which an independent estimate of target analyte concentration is available. For Method 332.0, the spike recovery is calculated using the native concentration, including estimated values.

MSD - Matrix Spike Sample Duplicate: Refer to MS.

NA - Not Applicable.

NC - Not Calculated: Term is utilized when one or more of the results utilized in the calculation are non-detect at the parameter's reporting unit.

NDPA/DPA - N-Nitrosodiphenylamine/Diphenylamine.

NI - Not Ignitable.

NP - Non-Plastic: Term is utilized for the analysis of Atterberg Limits in soil.

NR - No Results: Term is utilized when 'No Target Compounds Requested' is reported for the analysis of Volatile or Semivolatile Organic TIC only requests.

RL - Reporting Limit: The value at which an instrument can accurately measure an analyte at a specific concentration. The RL includes any adjustments from dilutions, concentrations or moisture content, where applicable.

RPD - Relative Percent Difference: The results from matrix and/or matrix spike duplicates are primarily designed to assess the precision of analytical results in a given matrix and are expressed as relative percent difference (RPD). Values which are less than five times the reporting limit for any individual parameter are evaluated by utilizing the absolute difference between the values; although the RPD value will be provided in the report.

SRM - Standard Reference Material: A reference sample of a known or certified value that is of the same or similar matrix as the associated field samples.

STLP - Semi-dynamic Tank Leaching Procedure per EPA Method 1315.

TEF - Toxic Equivalency Factors: The values assigned to each dioxin and furan to evaluate their toxicity relative to 2,3,7,8-TCDD.

TEQ - Toxic Equivalent: The measure of a sample's toxicity derived by multiplying each dioxin and furan by its corresponding TEF and then summing the resulting values.

TIC - Tentatively Identified Compound: A compound that has been identified to be present and is not part of the target compound list (TCL) for the method and/or program. All TICs are qualitatively identified and reported as estimated concentrations.

Report Format: DU Report with 'J' Qualifiers

Project Name:	AMHERST CENTRAL PARK SOUTH	**Lab Number:**	L2413839
Project Number:	H22.009.003	**Report Date:**	03/20/24

Footnotes

1 - The reference for this analyte should be considered modified since this analyte is absent from the target analyte list of the original method.

Terms

Analytical Method: Both the document from which the method originates and the analytical reference method. (Example: EPA 8260B is shown as 1,8260B.) The codes for the reference method documents are provided in the References section of the Addendum.

Chlordane: The target compound Chlordane (CAS No. 57-74-9) is reported for GC ECD analyses. Per EPA,this compound "refers to a mixture of chlordane isomers, other chlorinated hydrocarbons and numerous other components." (Reference: USEPA Toxicological Review of Chlordane, In Support of Summary Information on the Integrated Risk Information System (IRIS), December 1997.)

Difference: With respect to Total Oxidizable Precursor (TOP) Assay analysis, the difference is defined as the Post-Treatment value minus the Pre-Treatment value.

Final pH: As it pertains to Sample Receipt & Container Information section of the report, Final pH reflects pH of container determined after adjustment at the laboratory, if applicable. If no adjustment required, value reflects Initial pH.

Frozen Date/Time: With respect to Volatile Organics in soil, Frozen Date/Time reflects the date/time at which associated Reagent Water-preserved vials were initially frozen. Note: If frozen date/time is beyond 48 hours from sample collection, value will be reflected in 'bold'.

Gasoline Range Organics (GRO): Gasoline Range Organics (GRO) results include all chromatographic peaks eluting from Methyl tert butyl ether through Naphthalene, with the exception of GRO analysis in support of State of Ohio programs, which includes all chromatographic peaks eluting from Hexane through Dodecane.

Initial pH: As it pertains to Sample Receipt & Container Information section of the report, Initial pH reflects pH of container determined upon receipt, if applicable.

PAH Total: With respect to Alkylated PAH analyses, the 'PAHs, Total' result is defined as the summation of results for all or a subset of the following compounds: Naphthalene, C1-C4 Naphthalenes, 2-Methylnaphthalene, 1-Methylnaphthalene, Biphenyl, Acenaphthylene, Acenaphthene, Fluorene, C1-C3 Fluorenes, Phenanthrene, C1-C4 Phenanthrenes/Anthracenes, Anthracene, Fluoranthene, Pyrene, C1-C4 Fluoranthenes/Pyrenes, Benz(a)anthracene, Chrysene, C1-C4 Chrysenes, Benzo(b)fluoranthene, Benzo(j)+(k)fluoranthene, Benzo(e)pyrene, Benzo(a)pyrene, Perylene, Indeno(1,2,3-cd)pyrene, Dibenz(ah)+(ac)anthracene, Benzo(g,h,i)perylene. If a 'Total' result is requested, the results of its individual components will also be reported.

PFAS Total: With respect to PFAS analyses, the 'PFAS, Total (5)' result is defined as the summation of results for: PFHpA, PFHxS, PFOA, PFNA and PFOS. In addition, the 'PFAS, Total (6)' result is defined as the summation of results for: PFHpA, PFHxS, PFOA, PFNA, PFDA and PFOS. For MassDEP DW compliance analysis only, the 'PFAS, Total (6)' result is defined as the summation of results at or above the RL. Note: If a 'Total' result is requested, the results of its individual components will also be reported.

Total: With respect to Organic analyses, a 'Total' result is defined as the summation of results for individual isomers or Aroclors. If a 'Total' result is requested, the results of its individual components will also be reported. This is applicable to 'Total' results for methods 8260, 8081 and 8082.

Data Qualifiers

A - Spectra identified as "Aldol Condensates" are byproducts of the extraction/concentration procedures when acetone is introduced in the process.

B - The analyte was detected above the reporting limit in the associated method blank. Flag only applies to associated field samples that have detectable concentrations of the analyte at less than ten times (10x) the concentration found in the blank. For MCP-related projects, flag only applies to associated field samples that have detectable concentrations of the analyte at less than ten times (10x) the concentration found in the blank. For DOD-related projects, flag only applies to associated field samples that have detectable concentrations of the analyte at less than ten times (10x) the concentration found in the blank AND the analyte was detected above one-half the reporting limit (or above the reporting limit for common lab contaminants) in the associated method blank. For NJ-Air-related projects, flag only applies to associated field samples that have detectable concentrations of the analyte above the reporting limit. For NJ-related projects (excluding Air), flag only applies to associated field samples that have detectable concentrations of the analyte, which was detected above the reporting limit in the associated method blank or above five times the reporting limit for common lab contaminants (Phthalates, Acetone, Methylene Chloride, 2-Butanone).

C - Co-elution: The target analyte co-elutes with a known lab standard (i.e. surrogate, internal standards, etc.) for co-extracted analyses.

D - Concentration of analyte was quantified from diluted analysis. Flag only applies to field samples that have detectable concentrations of the analyte.

E - Concentration of analyte exceeds the range of the calibration curve and/or linear range of the instrument.

F - The ratio of quantifier ion response to qualifier ion response falls outside of the laboratory criteria. Results are considered to be an estimated maximum concentration.

G - The concentration may be biased high due to matrix interferences (i.e, co-elution) with non-target compound(s). The result should be considered estimated.

H - The analysis of pH was performed beyond the regulatory-required holding time of 15 minutes from the time of sample collection.

I - The lower value for the two columns has been reported due to obvious interference.

J - Estimated value. The Target analyte concentration is below the quantitation limit (RL), but above the Method Detection Limit (MDL) or Estimated Detection Limit (EDL) for SPME-related analyses. This represents an estimated concentration for Tentatively

Report Format: DU Report with 'J' Qualifiers

Project Name:	AMHERST CENTRAL PARK SOUTH	**Lab Number:**	L2413839
Project Number:	H22.009.003	**Report Date:**	03/20/24

Data Qualifiers

Identified Compounds (TICs). For calculated parameters, this represents that one or more values used in the calculation were estimated.

M - Reporting Limit (RL) exceeds the MCP CAM Reporting Limit for this analyte.

ND - Not detected at the method detection limit (MDL) for the sample, or estimated detection limit (EDL) for SPME-related analyses.

NJ - Presumptive evidence of compound. This represents an estimated concentration for Tentatively Identified Compounds (TICs), where the identification is based on a mass spectral library search.

P - The RPD between the results for the two columns exceeds the method-specified criteria.

Q - The quality control sample exceeds the associated acceptance criteria. For DOD-related projects, LCS and/or Continuing Calibration Standard exceedences are also qualified on all associated sample results. Note: This flag is not applicable for matrix spike recoveries when the sample concentration is greater than 4x the spike added or for batch duplicate RPD when the sample concentrations are less than 5x the RL. (Metals only.)

R - Analytical results are from sample re-analysis.

RE - Analytical results are from sample re-extraction.

S - Analytical results are from modified screening analysis.

V - The surrogate associated with this target analyte has a recovery outside the QC acceptance limits. (Applicable to MassDEP DW Compliance samples only.)

Z - The batch matrix spike and/or duplicate associated with this target analyte has a recovery/RPD outside the QC acceptance limits. (Applicable to MassDEP DW Compliance samples only.)

Project Name:	AMHERST CENTRAL PARK SOUTH	**Lab Number:**	L2413839
Project Number:	H22.009.003	**Report Date:**	03/20/24

REFERENCES

1 Test Methods for Evaluating Solid Waste: Physical/Chemical Methods. EPA SW-846. Third Edition. Updates I - VI, 2018.

121 Standard Methods for the Examination of Water and Wastewater. APHA-AWWA-WEF. Standard Methods Online.

LIMITATION OF LIABILITIES

Alpha Analytical performs services with reasonable care and diligence normal to the analytical testing laboratory industry. In the event of an error, the sole and exclusive responsibility of Alpha Analytical shall be to re-perform the work at it's own expense. In no event shall Alpha Analytical be held liable for any incidental, consequential or special damages, including but not limited to, damages in any way connected with the use of, interpretation of, information or analysis provided by Alpha Analytical.

We strongly urge our clients to comply with EPA protocol regarding sample volume, preservation, cooling, containers, sampling procedures, holding time and splitting of samples in the field.

Certification Information

The following analytes are not included in our Primary NELAP Scope of Accreditation:

Westborough Facility
EPA 624.1: m/p-xylene, o-xylene, Naphthalene
EPA 625.1: alpha-Terpineol
EPA 8260D: NPW: 1,2,4,5-Tetramethylbenzene; 4-Ethyltoluene, Azobenzene; SCM: Iodomethane (methyl iodide), 1,2,4,5-Tetramethylbenzene; 4-Ethyltoluene.
EPA 8270E: NPW: Dimethylnaphthalene,1,4-Diphenylhydrazine, alpha-Terpineol; SCM: Dimethylnaphthalene,1,4-Diphenylhydrazine.
SM4500: NPW: Amenable Cyanide; SCM: Total Phosphorus, TKN, NO2, NO3.

Mansfield Facility
SM 2540D: TSS.
EPA TO-15: Halothane, 2,4,4-Trimethyl-2-pentene, 2,4,4-Trimethyl-1-pentene, Thiophene, 2-Methylthiophene, 3-Methylthiophene, 2-Ethylthiophene, 1,2,3-Trimethylbenzene, Indan, Indene, 1,2,4,5-Tetramethylbenzene, Benzothiophene, 1-Methylnaphthalene.
Biological Tissue Matrix: EPA 3050B

The following analytes are included in our Massachusetts DEP Scope of Accreditation

Westborough Facility:

Drinking Water
EPA 300.0: Chloride, Nitrate-N, Fluoride, Sulfate; **EPA 353.2**: Nitrate-N, Nitrite-N; **SM4500NO3-F**: Nitrate-N, Nitrite-N; **SM4500F-C, SM4500CN-CE, EPA 180.1, SM2130B, SM4500Cl-D, SM2320B, SM2540C, SM4500H-B, SM4500NO2-B**
EPA 524.2: THMs and VOCs; **EPA 504.1:** EDB, DBCP.
Microbiology: **SM9215B; SM9223-P/A, SM9223B-Colilert-QT,SM9222D**.

Non-Potable Water
SM4500H,B, EPA 120.1, SM2510B, SM2540C, SM2320B, SM4500CL-E, SM4500F-BC, SM4500NH3-BH: Ammonia-N and Kjeldahl-N, **EPA 350.1**: Ammonia-N, **LACHAT 10-107-06-1-B**: Ammonia-N, **EPA 351.1, SM4500NO3-F, EPA 353.2**: Nitrate-N**, SM4500P-E, SM4500P-B, E, SM4500SO4-E, SM5220D, EPA 410.4, SM5210B, SM5310C, SM4500CL-D, EPA 1664, EPA 420.1, SM4500-CN-CE, SM2540D, EPA 300: Chloride, Sulfate, Nitrate.**
EPA 624.1: Volatile Halocarbons & Aromatics,
EPA 608.3: Chlordane, Toxaphene, Aldrin, alpha-BHC, beta-BHC, gamma-BHC, delta-BHC, Dieldrin, DDD, DDE, DDT, Endosulfan I, Endosulfan II, Endosulfan sulfate, Endrin, Endrin Aldehyde, Heptachlor, Heptachlor Epoxide, PCBs
EPA 625.1: SVOC (Acid/Base/Neutral Extractables).
Microbiology: **SM9223B-Colilert-QT; Enterolert-QT, SM9221E, EPA 1600, EPA 1603, SM9222D.**

Mansfield Facility:

Drinking Water
EPA 200.7: Al, Ba, Cd, Cr, Cu, Fe, Mn, Ni, Na, Ag, Ca, Zn. **EPA 200.8:** Al, Sb, As, Ba, Be, Cd, Cr, Cu, Pb, Mn, Ni, Se, Ag, TL, Zn. **EPA 245.1** Hg.
EPA 522, EPA 537.1.

Non-Potable Water
EPA 200.7: Al, Sb, As, Be, Cd, Ca, Cr, Co, Cu, Fe, Pb, Mg, Mn, Mo, Ni, K, Se, Ag, Na, Sr, TL, Ti, V, Zn.
EPA 200.8: Al, Sb**,** As, Be, Cd, Cr, Cu, Fe, Pb, Mn, Ni, K, Se, Ag, Na, TL, Zn.
EPA 245.1 Hg.
SM2340B

For a complete listing of analytes and methods, please contact your Alpha Project Manager.

NEW YORK CHAIN OF CUSTODY

ALPHA ANALYTICAL

Westborough, MA 01581
8 Walkup Dr.
TEL: 508-898-9220
FAX: 508-898-9193

Mansfield, MA 02048
320 Forbes Blvd
TEL: 508-822-9300
FAX: 508-822-3288

Service Centers
Mahwah, NJ 07430: 35 Whitney Rd, Suite 5
Albany, NY 12205: 14 Walker Way
Tonawanda, NY 14150: 275 Cooper Ave, Suite 105

Page 1 of 1

Date Rec'd in Lab: 3/15/24

ALPHA Job #: L2413839

Client Information
Client: C&S Engineers
Address: 141 Elm Street Suite 100 Buffalo, NY 14203
Phone: 716 847 1630
Fax:
Email: cmartin@cscos.com

Project Information
Project Name: Amherst Central Park South
Project Location:
Project #: H22.009.003
(Use Project name as Project #) ☐
Project Manager: Cody Martin
ALPHAQuote #:

Turn-Around Time
Standard ☐ Due Date:
Rush (only if pre approved) ☒ # of Days: 2

Deliverables
☐ ASP-A ☒ ASP-B
☒ EQuIS (1 File) ☐ EQuIS (4 File)
☐ Other

Billing Information
☒ Same as Client Info
PO #

Regulatory Requirement
☐ NY TOGS ☒ NY Part 375
☐ AWQ Standards ☐ NY CP-51
☐ NY Restricted Use ☐ Other
☐ NY Unrestricted Use
☐ NYC Sewer Discharge

Disposal Site Information
Please identify below location of applicable disposal facilities.
Disposal Facility:
☐ NJ ☒ NY
☐ Other:

These samples have been previously analyzed by Alpha ☐

Other project specific requirements/comments:

Please specify Metals or TAL.

ANALYSIS

Sample Filtration
☐ Done
☐ Lab to do
Preservation
☐ Lab to do
(Please Specify below)

ALPHA Lab ID (Lab Use Only)	Sample ID	Collection Date	Collection Time	Sample Matrix	Sampler's Initials	Cadmium	Total Bottle	Sample Specific Comments
13839-01	E-08-A	3/14/24	9:10	Soil	BW	X		
-02	E-08-B	"	9:10	Soil	BW	X		hold
-03	E-09-A	"	9:15	Soil	BW	X		hold
-04	E-09-B	"	9:15	Soil	BW	X		hold

Preservative Code:
A = None
B = HCl
C = HNO_3
D = H_2SO_4
E = NaOH
F = MeOH
G = $NaHSO_4$
H = $Na_2S_2O_3$
K/E = Zn Ac/NaOH
O = Other

Container Code
P = Plastic
A = Amber Glass
V = Vial
G = Glass
B = Bacteria Cup
C = Cube
O = Other
E = Encore
D = BOD Bottle

Westboro: Certification No: MA935
Mansfield: Certification No: MA015

Container Type: G
Preservative: A

Relinquished By:	Date/Time	Received By:	Date/Time
	3/14/24 9:50		3/14/24 9:50
	3/14/24 950		3/15/24 0050

Please print clearly, legibly and completely. Samples can not be logged in and turnaround time clock will not start until any ambiguities are resolved. BY EXECUTING THIS COC, THE CLIENT HAS READ AND AGREES TO BE BOUND BY ALPHA'S TERMS & CONDITIONS. (See reverse side.)

Form No: 01-25 HC (rev. 30-Sept-2013)

ANALYTICAL REPORT

Lab Number:	L2417167
Client:	C&S Companies 141 Elm Street, Suite 100 Buffalo, NY 14203
ATTN:	Cody Martin
Phone:	(716) 847-1630
Project Name:	AMHERST CENTRAL PARK SOUTH
Project Number:	H22.009.003
Report Date:	04/11/24

The original project report/data package is held by Alpha Analytical. This report/data package is paginated and should be reproduced only in its entirety. Alpha Analytical holds no responsibility for results and/or data that are not consistent with the original.

Certifications & Approvals: MA (M-MA086), NH NELAP (2064), CT (PH-0826), IL (200077), IN (C-MA-03), KY (KY98045), ME (MA00086), MD (348), NJ (MA935), NY (11148), NC (25700/666), OH (CL108), OR (MA-1316), PA (68-03671), RI (LAO00065), TX (T104704476), VT (VT-0935), VA (460195), USDA (Permit #525-23-122-91930).

Eight Walkup Drive, Westborough, MA 01581-1019
508-898-9220 (Fax) 508-898-9193 800-624-9220 - www.alphalab.com

Project Name: AMHERST CENTRAL PARK SOUTH
Project Number: H22.009.003

Lab Number: L2417167
Report Date: 04/11/24

Alpha Sample ID	Client ID	Matrix	Sample Location	Collection Date/Time	Receive Date
L2417167-01	E-10-A	SOIL	Not Specified	03/29/24 09:15	03/29/24
L2417167-02	E-11-A	SOIL	Not Specified	03/29/24 09:20	03/29/24
L2417167-03	E-12-A	SOIL	Not Specified	03/29/24 09:25	03/29/24
L2417167-04	E-13-A	SOIL	Not Specified	03/29/24 09:30	03/29/24

Project Name:	AMHERST CENTRAL PARK SOUTH	**Lab Number:**	L2417167
Project Number:	H22.009.003	**Report Date:**	04/11/24

Case Narrative

The samples were received in accordance with the Chain of Custody and no significant deviations were encountered during the preparation or analysis unless otherwise noted. Sample Receipt, Container Information, and the Chain of Custody are located at the back of the report.

Results contained within this report relate only to the samples submitted under this Alpha Lab Number and meet NELAP requirements for all NELAP accredited parameters unless otherwise noted in the following narrative. The data presented in this report is organized by parameter (i.e. VOC, SVOC, etc.). Sample specific Quality Control data (i.e. Surrogate Spike Recovery) is reported at the end of the target analyte list for each individual sample, followed by the Laboratory Batch Quality Control at the end of each parameter. Tentatively Identified Compounds (TICs), if requested, are reported for compounds identified to be present and are not part of the method/program Target Compound List, even if only a subset of the TCL are being reported. If a sample was re-analyzed or re-extracted due to a required quality control corrective action and if both sets of data are reported, the Laboratory ID of the re-analysis or re-extraction is designated with an "R" or "RE", respectively.

When multiple Batch Quality Control elements are reported (e.g. more than one LCS), the associated samples for each element are noted in the grey shaded header line of each data table. Any Laboratory Batch, Sample Specific % recovery or RPD value that is outside the listed Acceptance Criteria is bolded in the report. In reference to questions H (CAM) or 4 (RCP) when "NO" is checked, the performance criteria for CAM and RCP methods allow for some quality control failures to occur and still be within method compliance. In these instances, the specific failure is not narrated but noted in the associated QC Outlier Summary Report, located directly after the Case Narrative. QC information is also incorporated in the Data Usability Assessment table (Format 11) of our Data Merger tool, where it can be reviewed in conjunction with the sample result, associated regulatory criteria and any associated data usability implications.

Soil/sediments, solids and tissues are reported on a dry weight basis unless otherwise noted. Definitions of all data qualifiers and acronyms used in this report are provided in the Glossary located at the back of the report.

HOLD POLICY - For samples submitted on hold, Alpha's policy is to hold samples (with the exception of Air canisters) free of charge for 21 calendar days from the date the project is completed. After 21 calendar days, we will dispose of all samples submitted including those put on hold unless you have contacted your Alpha Project Manager and made arrangements for Alpha to continue to hold the samples. Air canisters will be disposed after 3 business days from the date the project is completed.

Please contact Project Management at 800-624-9220 with any questions.

Project Name:	AMHERST CENTRAL PARK SOUTH	**Lab Number:**	L2417167
Project Number:	H22.009.003	**Report Date:**	04/11/24

Case Narrative (continued)

Report Submission

April 11, 2024: This final report includes the results of the following analyses:

L2417167-02: Total Cadmium

April 05, 2024: This is a preliminary report.

All non-detect (ND) or estimated concentrations (J-qualified) have been quantitated to the limit noted in the MDL column.

Total Metals

L2417167-02: The sample has an elevated detection limit due to the dilution required by the sample matrix.

I, the undersigned, attest under the pains and penalties of perjury that, to the best of my knowledge and belief and based upon my personal inquiry of those responsible for providing the information contained in this analytical report, such information is accurate and complete. This certificate of analysis is not complete unless this page accompanies any and all pages of this report.

Authorized Signature: Kelly Stenstrom

Title: Technical Director/Representative Date: 04/11/24

METALS

Project Name: AMHERST CENTRAL PARK SOUTH
Lab Number: L2417167
Project Number: H22.009.003
Report Date: 04/11/24

SAMPLE RESULTS

Lab ID: L2417167-01
Client ID: E-10-A
Sample Location: Not Specified
Date Collected: 03/29/24 09:15
Date Received: 03/29/24
Field Prep: Not Specified

Sample Depth:
Matrix: Soil
Percent Solids: 63%

Parameter	Result	Qualifier	Units	RL	MDL	Dilution Factor	Date Prepared	Date Analyzed	Prep Method	Analytical Method	Analyst
Total Metals - Mansfield Lab											
Cadmium, Total	10.8		mg/kg	1.24	0.122	2	04/02/24 08:10	04/05/24 10:37	EPA 3050B	1,6010D	MAM

Project Name: AMHERST CENTRAL PARK SOUTH
Lab Number: L2417167
Project Number: H22.009.003
Report Date: 04/11/24

SAMPLE RESULTS

Lab ID: L2417167-02
Client ID: E-11-A
Sample Location: Not Specified
Date Collected: 03/29/24 09:20
Date Received: 03/29/24
Field Prep: Not Specified

Sample Depth:
Matrix: Soil
Percent Solids: 67%

Parameter	Result	Qualifier	Units	RL	MDL	Dilution Factor	Date Prepared	Date Analyzed	Prep Method	Analytical Method	Analyst
Total Metals - Mansfield Lab											
Cadmium, Total	6.68		mg/kg	1.15	0.112	2	04/09/24 07:20	04/10/24 22:38	EPA 3050B	1,6010D	JMF

Project Name: AMHERST CENTRAL PARK SOUTH **Lab Number:** L2417167

Project Number: H22.009.003 **Report Date:** 04/11/24

Method Blank Analysis
Batch Quality Control

Parameter	Result	Qualifier	Units	RL	MDL	Dilution Factor	Date Prepared	Date Analyzed	Analytical Method	Analyst
Total Metals - Mansfield Lab for sample(s): 01 Batch: WG1903610-1										
Cadmium, Total	ND		mg/kg	0.400	0.039	1	04/02/24 08:10	04/05/24 10:24	1,6010D	MAM

Prep Information

Digestion Method: EPA 3050B

Parameter	Result	Qualifier	Units	RL	MDL	Dilution Factor	Date Prepared	Date Analyzed	Analytical Method	Analyst
Total Metals - Mansfield Lab for sample(s): 02 Batch: WG1906150-1										
Cadmium, Total	ND		mg/kg	0.400	0.039	1	04/09/24 07:20	04/09/24 12:06	1,6010D	DMC

Prep Information

Digestion Method: EPA 3050B

Lab Control Sample Analysis

Batch Quality Control

Project Name: AMHERST CENTRAL PARK SOUTH

Project Number: H22.009.003

Lab Number: L2417167

Report Date: 04/11/24

Parameter	LCS %Recovery	Qual	LCSD %Recovery	Qual	%Recovery Limits	RPD	Qual	RPD Limits
Total Metals - Mansfield Lab Associated sample(s): 01 Batch: WG1903610-2								
Cadmium, Total	101		-		80-120	-		
Total Metals - Mansfield Lab Associated sample(s): 02 Batch: WG1906150-2								
Cadmium, Total	103		-		80-120	-		

Matrix Spike Analysis
Batch Quality Control

Project Name: AMHERST CENTRAL PARK SOUTH
Project Number: H22.009.003

Lab Number: L2417167
Report Date: 04/11/24

Parameter	Native Sample	MS Added	MS Found	MS %Recovery	Qual	MSD Found	MSD %Recovery	Qual	Recovery Limits	RPD	Qual	RPD Limits
Total Metals - Mansfield Lab Associated sample(s): 01 QC Batch ID: WG1903610-3 WG1903610-4 QC Sample: L2417277-09 Client ID: MS Sample												
Cadmium, Total	10.8	4.86	14.7	80		14.9	84		75-125	1		20
Total Metals - Mansfield Lab Associated sample(s): 02 QC Batch ID: WG1906150-3 QC Sample: L2418757-05 Client ID: MS Sample												
Cadmium, Total	ND	4.33	3.48	80		-	-		75-125	-		20

INORGANICS
&
MISCELLANEOUS

Project Name: AMHERST CENTRAL PARK SOUTH
Project Number: H22.009.003

Lab Number: L2417167
Report Date: 04/11/24

SAMPLE RESULTS

Lab ID: L2417167-01
Client ID: E-10-A
Sample Location: Not Specified

Date Collected: 03/29/24 09:15
Date Received: 03/29/24
Field Prep: Not Specified

Sample Depth:
Matrix: Soil

Parameter	Result	Qualifier	Units	RL	MDL	Dilution Factor	Date Prepared	Date Analyzed	Analytical Method	Analyst
General Chemistry - Westborough Lab										
Solids, Total	62.6		%	0.100	NA	1	-	04/02/24 02:13	121,2540G	WJM

Project Name: AMHERST CENTRAL PARK SOUTH
Project Number: H22.009.003
Lab Number: L2417167
Report Date: 04/11/24

SAMPLE RESULTS

Lab ID: L2417167-02
Client ID: E-11-A
Sample Location: Not Specified
Sample Depth:
Matrix: Soil

Date Collected: 03/29/24 09:20
Date Received: 03/29/24
Field Prep: Not Specified

Parameter	Result	Qualifier	Units	RL	MDL	Dilution Factor	Date Prepared	Date Analyzed	Analytical Method	Analyst
General Chemistry - Westborough Lab										
Solids, Total	67.0		%	0.100	NA	1	-	04/09/24 09:02	121,2540G	ROI

Lab Duplicate Analysis

Batch Quality Control

Project Name: AMHERST CENTRAL PARK SOUTH

Project Number: H22.009.003

Lab Number: L2417167

Report Date: 04/11/24

Parameter	Native Sample	Duplicate Sample	Units	RPD	Qual	RPD Limits
General Chemistry - Westborough Lab Associated sample(s): 01 QC Batch ID: WG1903554-1 QC Sample: L2416822-01 Client ID: DUP Sample						
Solids, Total	2.03	2.05	%	1		20
General Chemistry - Westborough Lab Associated sample(s): 02 QC Batch ID: WG1906336-1 QC Sample: L2418672-01 Client ID: DUP Sample						
Solids, Total	85.8	86.9	%	1		20

Project Name: AMHERST CENTRAL PARK SOUTH
Project Number: H22.009.003

Lab Number: L2417167
Report Date: 04/11/24

Sample Receipt and Container Information

Were project specific reporting limits specified? YES

Cooler Information

Cooler	Custody Seal
A	Absent

Container Information

Container ID	Container Type	Cooler	Initial pH	Final pH	Temp deg C	Pres	Seal	Frozen Date/Time	Analysis(*)
L2417167-01A	Metals Only-Glass 60mL/2oz unpreserved	A	NA		4.5	Y	Absent		CD-TI(180)
L2417167-01X	Glass 60ml unpreserved split	A	NA		4.5	Y	Absent		TS(7)
L2417167-02A	Glass 60mL/2oz unpreserved	A	NA		4.5	Y	Absent		CD-TI(180)
L2417167-02X	Glass 60ml unpreserved split	A	NA		4.5	Y	Absent		TS(7)
L2417167-03A	Glass 60mL/2oz unpreserved	A	NA		4.5	Y	Absent		HOLD-METAL(180)
L2417167-03X	Glass 60ml unpreserved split	A	NA		4.5	Y	Absent		HOLD-WETCHEM()
L2417167-04A	Glass 60mL/2oz unpreserved	A	NA		4.5	Y	Absent		HOLD-METAL(180)
L2417167-04X	Glass 60ml unpreserved split	A	NA		4.5	Y	Absent		HOLD-WETCHEM()

*Values in parentheses indicate holding time in days

Project Name:	AMHERST CENTRAL PARK SOUTH	**Lab Number:**	L2417167
Project Number:	H22.009.003	**Report Date:**	04/11/24

GLOSSARY

Acronyms

DL - Detection Limit: This value represents the level to which target analyte concentrations are reported as estimated values, when those target analyte concentrations are quantified below the limit of quantitation (LOQ). The DL includes any adjustments from dilutions, concentrations or moisture content, where applicable. (DoD report formats only.)

EDL - Estimated Detection Limit: This value represents the level to which target analyte concentrations are reported as estimated values, when those target analyte concentrations are quantified below the reporting limit (RL). The EDL includes any adjustments from dilutions, concentrations or moisture content, where applicable. The use of EDLs is specific to the analysis of PAHs using Solid-Phase Microextraction (SPME).

EMPC - Estimated Maximum Possible Concentration: The concentration that results from the signal present at the retention time of an analyte when the ions meet all of the identification criteria except the ion abundance ratio criteria. An EMPC is a worst-case estimate of the concentration.

EPA - Environmental Protection Agency.

LCS - Laboratory Control Sample: A sample matrix, free from the analytes of interest, spiked with verified known amounts of analytes or a material containing known and verified amounts of analytes.

LCSD - Laboratory Control Sample Duplicate: Refer to LCS.

LFB - Laboratory Fortified Blank: A sample matrix, free from the analytes of interest, spiked with verified known amounts of analytes or a material containing known and verified amounts of analytes.

LOD - Limit of Detection: This value represents the level to which a target analyte can reliably be detected for a specific analyte in a specific matrix by a specific method. The LOD includes any adjustments from dilutions, concentrations or moisture content, where applicable. (DoD report formats only.)

LOQ - Limit of Quantitation: The value at which an instrument can accurately measure an analyte at a specific concentration. The LOQ includes any adjustments from dilutions, concentrations or moisture content, where applicable. (DoD report formats only.)

Limit of Quantitation: The value at which an instrument can accurately measure an analyte at a specific concentration. The LOQ includes any adjustments from dilutions, concentrations or moisture content, where applicable. (DoD report formats only.)

MDL - Method Detection Limit: This value represents the level to which target analyte concentrations are reported as estimated values, when those target analyte concentrations are quantified below the reporting limit (RL). The MDL includes any adjustments from dilutions, concentrations or moisture content, where applicable.

MS - Matrix Spike Sample: A sample prepared by adding a known mass of target analyte to a specified amount of matrix sample for which an independent estimate of target analyte concentration is available. For Method 332.0, the spike recovery is calculated using the native concentration, including estimated values.

MSD - Matrix Spike Sample Duplicate: Refer to MS.

NA - Not Applicable.

NC - Not Calculated: Term is utilized when one or more of the results utilized in the calculation are non-detect at the parameter's reporting unit.

NDPA/DPA - N-Nitrosodiphenylamine/Diphenylamine.

NI - Not Ignitable.

NP - Non-Plastic: Term is utilized for the analysis of Atterberg Limits in soil.

NR - No Results: Term is utilized when 'No Target Compounds Requested' is reported for the analysis of Volatile or Semivolatile Organic TIC only requests.

RL - Reporting Limit: The value at which an instrument can accurately measure an analyte at a specific concentration. The RL includes any adjustments from dilutions, concentrations or moisture content, where applicable.

RPD - Relative Percent Difference: The results from matrix and/or matrix spike duplicates are primarily designed to assess the precision of analytical results in a given matrix and are expressed as relative percent difference (RPD). Values which are less than five times the reporting limit for any individual parameter are evaluated by utilizing the absolute difference between the values; although the RPD value will be provided in the report.

SRM - Standard Reference Material: A reference sample of a known or certified value that is of the same or similar matrix as the associated field samples.

STLP - Semi-dynamic Tank Leaching Procedure per EPA Method 1315.

TEF - Toxic Equivalency Factors: The values assigned to each dioxin and furan to evaluate their toxicity relative to 2,3,7,8-TCDD.

TEQ - Toxic Equivalent: The measure of a sample's toxicity derived by multiplying each dioxin and furan by its corresponding TEF and then summing the resulting values.

TIC - Tentatively Identified Compound: A compound that has been identified to be present and is not part of the target compound list (TCL) for the method and/or program. All TICs are qualitatively identified and reported as estimated concentrations.

Report Format: DU Report with 'J' Qualifiers

Project Name:	AMHERST CENTRAL PARK SOUTH	**Lab Number:**	L2417167
Project Number:	H22.009.003	**Report Date:**	04/11/24

Footnotes

1 - The reference for this analyte should be considered modified since this analyte is absent from the target analyte list of the original method.

Terms

Analytical Method: Both the document from which the method originates and the analytical reference method. (Example: EPA 8260B is shown as 1,8260B.) The codes for the reference method documents are provided in the References section of the Addendum.

Chlordane: The target compound Chlordane (CAS No. 57-74-9) is reported for GC ECD analyses. Per EPA,this compound "refers to a mixture of chlordane isomers, other chlorinated hydrocarbons and numerous other components." (Reference: USEPA Toxicological Review of Chlordane, In Support of Summary Information on the Integrated Risk Information System (IRIS), December 1997.)

Difference: With respect to Total Oxidizable Precursor (TOP) Assay analysis, the difference is defined as the Post-Treatment value minus the Pre-Treatment value.

Final pH: As it pertains to Sample Receipt & Container Information section of the report, Final pH reflects pH of container determined after adjustment at the laboratory, if applicable. If no adjustment required, value reflects Initial pH.

Frozen Date/Time: With respect to Volatile Organics in soil, Frozen Date/Time reflects the date/time at which associated Reagent Water-preserved vials were initially frozen. Note: If frozen date/time is beyond 48 hours from sample collection, value will be reflected in 'bold'.

Gasoline Range Organics (GRO): Gasoline Range Organics (GRO) results include all chromatographic peaks eluting from Methyl tert butyl ether through Naphthalene, with the exception of GRO analysis in support of State of Ohio programs, which includes all chromatographic peaks eluting from Hexane through Dodecane.

Initial pH: As it pertains to Sample Receipt & Container Information section of the report, Initial pH reflects pH of container determined upon receipt, if applicable.

PAH Total: With respect to Alkylated PAH analyses, the 'PAHs, Total' result is defined as the summation of results for all or a subset of the following compounds: Naphthalene, C1-C4 Naphthalenes, 2-Methylnaphthalene, 1-Methylnaphthalene, Biphenyl, Acenaphthylene, Acenaphthene, Fluorene, C1-C3 Fluorenes, Phenanthrene, C1-C4 Phenanthrenes/Anthracenes, Anthracene, Fluoranthene, Pyrene, C1-C4 Fluoranthenes/Pyrenes, Benz(a)anthracene, Chrysene, C1-C4 Chrysenes, Benzo(b)fluoranthene, Benzo(j)+(k)fluoranthene, Benzo(e)pyrene, Benzo(a)pyrene, Perylene, Indeno(1,2,3-cd)pyrene, Dibenz(ah)+(ac)anthracene, Benzo(g,h,i)perylene. If a 'Total' result is requested, the results of its individual components will also be reported.

PFAS Total: With respect to PFAS analyses, the 'PFAS, Total (5)' result is defined as the summation of results for: PFHpA, PFHxS, PFOA, PFNA and PFOS. In addition, the 'PFAS, Total (6)' result is defined as the summation of results for: PFHpA, PFHxS, PFOA, PFNA, PFDA and PFOS. For MassDEP DW compliance analysis only, the 'PFAS, Total (6)' result is defined as the summation of results at or above the RL. Note: If a 'Total' result is requested, the results of its individual components will also be reported.

Total: With respect to Organic analyses, a 'Total' result is defined as the summation of results for individual isomers or Aroclors. If a 'Total' result is requested, the results of its individual components will also be reported. This is applicable to 'Total' results for methods 8260, 8081 and 8082.

Data Qualifiers

A - Spectra identified as "Aldol Condensates" are byproducts of the extraction/concentration procedures when acetone is introduced in the process.

B - The analyte was detected above the reporting limit in the associated method blank. Flag only applies to associated field samples that have detectable concentrations of the analyte at less than ten times (10x) the concentration found in the blank. For MCP-related projects, flag only applies to associated field samples that have detectable concentrations of the analyte at less than ten times (10x) the concentration found in the blank. For DOD-related projects, flag only applies to associated field samples that have detectable concentrations of the analyte at less than ten times (10x) the concentration found in the blank AND the analyte was detected above one-half the reporting limit (or above the reporting limit for common lab contaminants) in the associated method blank. For NJ-Air-related projects, flag only applies to associated field samples that have detectable concentrations of the analyte above the reporting limit. For NJ-related projects (excluding Air), flag only applies to associated field samples that have detectable concentrations of the analyte, which was detected above the reporting limit in the associated method blank or above five times the reporting limit for common lab contaminants (Phthalates, Acetone, Methylene Chloride, 2-Butanone).

C - Co-elution: The target analyte co-elutes with a known lab standard (i.e. surrogate, internal standards, etc.) for co-extracted analyses.

D - Concentration of analyte was quantified from diluted analysis. Flag only applies to field samples that have detectable concentrations of the analyte.

E - Concentration of analyte exceeds the range of the calibration curve and/or linear range of the instrument.

F - The ratio of quantifier ion response to qualifier ion response falls outside of the laboratory criteria. Results are considered to be an estimated maximum concentration.

G - The concentration may be biased high due to matrix interferences (i.e, co-elution) with non-target compound(s). The result should be considered estimated.

H - The analysis of pH was performed beyond the regulatory-required holding time of 15 minutes from the time of sample collection.

I - The lower value for the two columns has been reported due to obvious interference.

J - Estimated value. The Target analyte concentration is below the quantitation limit (RL), but above the Method Detection Limit (MDL) or Estimated Detection Limit (EDL) for SPME-related analyses. This represents an estimated concentration for Tentatively

Report Format: DU Report with 'J' Qualifiers

Project Name:	AMHERST CENTRAL PARK SOUTH	**Lab Number:**	L2417167
Project Number:	H22.009.003	**Report Date:**	04/11/24

Data Qualifiers

Identified Compounds (TICs). For calculated parameters, this represents that one or more values used in the calculation were estimated.

M - Reporting Limit (RL) exceeds the MCP CAM Reporting Limit for this analyte.

ND - Not detected at the method detection limit (MDL) for the sample, or estimated detection limit (EDL) for SPME-related analyses.

NJ - Presumptive evidence of compound. This represents an estimated concentration for Tentatively Identified Compounds (TICs), where the identification is based on a mass spectral library search.

P - The RPD between the results for the two columns exceeds the method-specified criteria.

Q - The quality control sample exceeds the associated acceptance criteria. For DOD-related projects, LCS and/or Continuing Calibration Standard exceedences are also qualified on all associated sample results. Note: This flag is not applicable for matrix spike recoveries when the sample concentration is greater than 4x the spike added or for batch duplicate RPD when the sample concentrations are less than 5x the RL. (Metals only.)

R - Analytical results are from sample re-analysis.

RE - Analytical results are from sample re-extraction.

S - Analytical results are from modified screening analysis.

V - The surrogate associated with this target analyte has a recovery outside the QC acceptance limits. (Applicable to MassDEP DW Compliance samples only.)

Z - The batch matrix spike and/or duplicate associated with this target analyte has a recovery/RPD outside the QC acceptance limits. (Applicable to MassDEP DW Compliance samples only.)

Report Format: DU Report with 'J' Qualifiers

Project Name:	AMHERST CENTRAL PARK SOUTH	**Lab Number:**	L2417167
Project Number:	H22.009.003	**Report Date:**	04/11/24

REFERENCES

1 Test Methods for Evaluating Solid Waste: Physical/Chemical Methods. EPA SW-846. Third Edition. Updates I - VI, 2018.

121 Standard Methods for the Examination of Water and Wastewater. APHA-AWWA-WEF. Standard Methods Online.

LIMITATION OF LIABILITIES

Alpha Analytical performs services with reasonable care and diligence normal to the analytical testing laboratory industry. In the event of an error, the sole and exclusive responsibility of Alpha Analytical shall be to re-perform the work at it's own expense. In no event shall Alpha Analytical be held liable for any incidental, consequential or special damages, including but not limited to, damages in any way connected with the use of, interpretation of, information or analysis provided by Alpha Analytical.

We strongly urge our clients to comply with EPA protocol regarding sample volume, preservation, cooling, containers, sampling procedures, holding time and splitting of samples in the field.

Certification Information

The following analytes are not included in our Primary NELAP Scope of Accreditation:

Westborough Facility
EPA 624.1: m/p-xylene, o-xylene, Naphthalene
EPA 625.1: alpha-Terpineol
EPA 8260D: NPW: 1,2,4,5-Tetramethylbenzene; 4-Ethyltoluene, Azobenzene; SCM: Iodomethane (methyl iodide), 1,2,4,5-Tetramethylbenzene; 4-Ethyltoluene.
EPA 8270E: NPW: Dimethylnaphthalene,1,4-Diphenylhydrazine, alpha-Terpineol; SCM: Dimethylnaphthalene,1,4-Diphenylhydrazine.
SM4500: NPW: Amenable Cyanide; SCM: Total Phosphorus, TKN, NO2, NO3.

Mansfield Facility
SM 2540D: TSS.
EPA TO-15: Halothane, 2,4,4-Trimethyl-2-pentene, 2,4,4-Trimethyl-1-pentene, Thiophene, 2-Methylthiophene, 3-Methylthiophene, 2-Ethylthiophene, 1,2,3-Trimethylbenzene, Indan, Indene, 1,2,4,5-Tetramethylbenzene, Benzothiophene, 1-Methylnaphthalene.
Biological Tissue Matrix: EPA 3050B

The following analytes are included in our Massachusetts DEP Scope of Accreditation

Westborough Facility:

Drinking Water
EPA 300.0: Chloride, Nitrate-N, Fluoride, Sulfate; **EPA 353.2**: Nitrate-N, Nitrite-N; **SM4500NO3-F**: Nitrate-N, Nitrite-N; **SM4500F-C, SM4500CN-CE, EPA 180.1, SM2130B, SM4500Cl-D, SM2320B, SM2540C, SM4500H-B, SM4500NO2-B**
EPA 524.2: THMs and VOCs; **EPA 504.1:** EDB, DBCP.
Microbiology: **SM9215B; SM9223-P/A, SM9223B-Colilert-QT,SM9222D**.

Non-Potable Water
SM4500H,B, EPA 120.1, SM2510B, SM2540C, SM2320B, SM4500CL-E, SM4500F-BC, SM4500NH3-BH: Ammonia-N and Kjeldahl-N, **EPA 350.1**: Ammonia-N, **LACHAT 10-107-06-1-B**: Ammonia-N, **EPA 351.1, SM4500NO3-F, EPA 353.2**: Nitrate-N**, SM4500P-E, SM4500P-B, E, SM4500SO4-E, SM5220D, EPA 410.4, SM5210B, SM5310C, SM4500CL-D, EPA 1664, EPA 420.1, SM4500-CN-CE, SM2540D, EPA 300: Chloride, Sulfate, Nitrate.**
EPA 624.1: Volatile Halocarbons & Aromatics,
EPA 608.3: Chlordane, Toxaphene, Aldrin, alpha-BHC, beta-BHC, gamma-BHC, delta-BHC, Dieldrin, DDD, DDE, DDT, Endosulfan I, Endosulfan II, Endosulfan sulfate, Endrin, Endrin Aldehyde, Heptachlor, Heptachlor Epoxide, PCBs
EPA 625.1: SVOC (Acid/Base/Neutral Extractables).
Microbiology: **SM9223B-Colilert-QT; Enterolert-QT, SM9221E, EPA 1600, EPA 1603, SM9222D.**

Mansfield Facility:

Drinking Water
EPA 200.7: Al, Ba, Cd, Cr, Cu, Fe, Mn, Ni, Na, Ag, Ca, Zn. **EPA 200.8:** Al, Sb, As, Ba, Be, Cd, Cr, Cu, Pb, Mn, Ni, Se, Ag, TL, Zn. **EPA 245.1** Hg.
EPA 522, EPA 537.1.

Non-Potable Water
EPA 200.7: Al, Sb, As, Be, Cd, Ca, Cr, Co, Cu, Fe, Pb, Mg, Mn, Mo, Ni, K, Se, Ag, Na, Sr, TL, Ti, V, Zn.
EPA 200.8: Al, Sb**,** As, Be, Cd, Cr, Cu, Fe, Pb, Mn, Ni, K, Se, Ag, Na, TL, Zn.
EPA 245.1 Hg.
SM2340B

For a complete listing of analytes and methods, please contact your Alpha Project Manager.

NEW YORK CHAIN OF CUSTODY

ALPHA ANALYTICAL

Westborough, MA 01581
8 Walkup Dr.
TEL: 508-898-9220
FAX: 508-898-9193

Mansfield, MA 02048
320 Forbes Blvd
TEL: 508-822-9300
FAX: 508-822-3288

Service Centers
Mahwah, NJ 07430: 35 Whitney Rd, Suite 5
Albany, NY 12205: 14 Walker Way
~~Tonawanda, NY 14150: 275 Cooper Ave, Suite 105~~

Page 1 of 1

Date Rec'd in Lab: 3/30/24

ALPHA Job #: L2497167

Client Information

Client: C&S Engineers
Address: 141 Elm Street, Suite 100
Buffalo, NY 14203
Phone: 716-847-1630
Fax:
Email: cmartin@cscos.com

Project Information

Project Name: Amherst Central Park South
Project Location:
Project #: H22.009.003
(Use Project name as Project #)
Project Manager: Cody Martin
ALPHAQuote #:

Turn-Around Time

Standard ☑ Due Date:
Rush (only if pre approved) ☐ # of Days:

Deliverables

☐ ASP-A ☒ ASP-B
☒ EQuIS (1 File) ☐ EQuIS (4 File)
☐ Other

Billing Information

☒ Same as Client Info
PO #

Regulatory Requirement

☐ NY TOGS ☒ NY Part 375
☐ AWQ Standards ☐ NY CP-51
☐ NY Restricted Use ☐ Other
☐ NY Unrestricted Use
☐ NYC Sewer Discharge

Disposal Site Information

Please identify below location of applicable disposal facilities.

Disposal Facility:
☐ NJ ☒ NY
☐ Other:

These samples have been previously analyzed by Alpha ☐

Other project specific requirements/comments:

Please specify Metals or TAL.

ANALYSIS

Cadmium

Sample Filtration
☐ Done
☐ Lab to do
Preservation
☐ Lab to do
(Please Specify below)

Total Bottle

ALPHA Lab ID (Lab Use Only)	Sample ID	Collection Date	Collection Time	Sample Matrix	Sampler's Initials	Cadmium	Sample Specific Comments	Total Bottle
L2497167-01	E-10-A	3/29/24	9:15	Soil	BW	X		1
02	E-11-A		9:20	Soil	BW	X	hold	6
03	E-12-A		9:25	Soil	BW	X	hold	1
04	E-13-A		9:30	Soil	BW	X	hold	1

Preservative Code:
A = None
B = HCl
C = HNO_3
D = H_2SO_4
E = NaOH
F = MeOH
G = $NaHSO_4$
H = $Na_2S_2O_3$
K/E = Zn Ac/NaOH
O = Other

Container Code
P = Plastic
A = Amber Glass
V = Vial
G = Glass
B = Bacteria Cup
C = Cube
O = Other
E = Encore
D = BOD Bottle

Westboro: Certification No: MA935
Mansfield: Certification No: MA015

Container Type: G
Preservative: A

Relinquished By:	Date/Time	Received By:	Date/Time
[signature]	3/29/24 9:58	[signature] (AFL)	3/29/24 9:58
[signature] (AAL)	3/29/24 9:58		3/30/24 0100

Please print clearly, legibly and completely. Samples can not be logged in and turnaround time clock will not start until any ambiguities are resolved. BY EXECUTING THIS COC, THE CLIENT HAS READ AND AGREES TO BE BOUND BY ALPHA'S TERMS & CONDITIONS. (See reverse side.)

Form No: 01-25 HC (rev. 30-Sept-2013)

Appendix C

Data Usability Report

DATA USABILITY SUMMARY REPORT (DUSR)

Amherst Central Park Station
Amherst, NY
Project #: H22.009.003

SDG: **L2376309**
37 Soil Samples

Prepared for:

C&S Companies
141 Elm Street, Suite 100
Buffalo, NY 14203
Attention: Brian Wasilewski

January 2024

EDU *Environmental Data Usability* *10028 Deer Park Dr. Dansville, NY 14437 585-991-9156*

Table of Contents

Page No.

REVIEWER'S NARRATIVE

1.0 SUMMARY 1

2.0 INTRODUCTION 1

3.0 SAMPLE AND ANALYSIS SUMMARY 2

4.0 GUIDANCE DOCUMENTS AND DATA REVIEW CRITERIA 2

5.0 DATA VALIDATION QUALIFIERS 3

6.0 RESULTS OF THE DATA REVIEW 4

7.0 TOTAL USABLE DATA 4

APPENDIX A Validated Analytical Results
APPENDIX B Laboratory QC Documentation
APPENDIX C Validator Qualifications

Tables

Table 4-1 Data Validation Guidance Documents
Table 4-2 Quality Control Criteria for Validating Laboratory Analytical Data

Summaries of Validated Results
Table 6-1 ICP Metals
Table 6-2 Mercury
Table 6-3 TCN and Cr+6

REVIEWER'S NARRATIVE
C&S Companies SDG L2376309 – Amherst Central Park Station

The data associated with this Sample Delivery Group (SDG) L2376309, analyzed by Alpha Analytical, Westborough, MA have been reviewed in accordance with assessment criteria provided by the New York State Department of Environmental Conservation following the review procedures provided in the USEPA Functional Guidelines for evaluating organic and inorganic data.

All analytical results reported by the laboratory are considered valid and acceptable except results that have been qualified as rejected, "R". Results qualified as estimated "J", or as non-detects, "U", are considered usable for the purpose of evaluating water and/or soil quality. However, these qualifiers indicate that the accuracy and/or precision of the analytical result is questionable. A summary of all data that have been qualified and the reasons for qualification are provided in the following data usability summary report (DUSR).

Two facts should be noted by all data users. First, the "R" qualifier means that the associated value is unusable. In other words, due to significant quality control (QC) problems, the analysis is invalid and provides no information as to whether the analyte is present or not. Values qualified with an "R" should not appear on the final data tables because they cannot be relied upon, even as the last resort. Second, no analyte concentration, even if it has passed all QC tests, is guaranteed to be accurate. Strict QC serves to increase confidence in data, but any value potentially contains error.

Reviewer's Signature: Michael K. Perry Date: 1/25/2024

Michael K. Perry
Chemist

1.0 EVENT SUMMARY

SITE:	Amhert Cntral Park Station Amherst, NY Project #: H22.009.003
SAMPLING DATE:	December 27, 2023
SAMPLE TYPE:	37 soil samples
LABORATORY:	Alpha Analytical Westborough, MA
SDG No.:	L2376309

2.0 INTRODUCTION

This data usability summary report (DUSR) was prepared in accordance with guidance provided by the New York State Department of Environmental Conservation (NYSDEC). The DUSR is based on a review and evaluation of the laboratory analytical data package. Specifically, the NYSDEC guidance recommends review and evaluation of the following elements of the data package:

- Completeness of the data package as defined under the requirements of the NYSDEC Analytical Services Protocols (ASP) Category B or the United States Environmental Protection Agency (USEPA) Contract Laboratory Program (CLP) deliverables,
- Compliance with established analyte holding times,
- Adherence to quality control (QC) limits and specifications for blanks, instrument tuning and calibration, surrogate recoveries, spike recoveries, laboratory duplicate analyses, and other QC criteria,
- Adherence to established analytical protocols,
- Conformance of data summary sheets with raw analytical data, and
- Use of correct data qualifiers.

Data deficiencies, analytical protocol deviations, and quality control problems identified using the review criteria above and their effect on the analytical results are discussed in this report.

3.0 SAMPLE AND ANALYSIS SUMMARY

The data package consists of analytical results for 37 soil samples collected on December 27, 2023. These samples were analyzed for Metals (ICP and Hg), Total Cyanide (TCN), and Hexavalent Chromium (Cr+6).

All laboratory analyses were submitted to Alpha Analytical, Westborough, MA and analyzed as SDG L2376309. The analytical results were provided in NYSDEC ASP Category B format, which includes all raw analytical data and laboratory QC data.

4.0 GUIDANCE DOCUMENTS AND DATA REVIEW CRITERIA

The guidance documents appropriate for reviewing laboratory quality control (QC) data and assigning data qualifiers (flags) to analytical results were selected from those listed in Table 4-1. The QC limits established in the documents applicable to this data review were used to assess the quality of the analytical results. In some cases, however, QC limits established internally by the laboratory were taken into account to determine data quality.

The QC criteria considered for assessing the usability of the reported analytical results provided for each analyte type (i.e. VOCs, SVOCs, metals, etc.) are listed in Table 4-2. These criteria may vary with the analytical method utilized by the laboratory. These criteria comply with the guidance recommended in Section 2.0 above.

5.0 DATA VALIDATION QUALIFIERS

The letter qualifiers (flags) used to define data usability are described briefly below. These letters are assigned by the data validator to analytical results having questionable accuracy and/or precision as determined by reviewing the laboratory QC data associated with the analytical results.

TABLE 4-1

Guidance Used For Validating Laboratory Analytical Data

Analyte Group	Guidance	Date
Metals (ICP-AES)	USEPA SOP HW-3a, Rev. 1	September 2016
Metals (Hg & CN)	USEPA SOP HW-3c, Rev. 1	September 2016
Volatile Organic Compounds (by Methods 8260B & 8260C)	USEPA SOP HW-24, Rev. 4	September 2014
Semi-Volatile Organic Compounds (by Method 8270D)	USEPA SOP HW-22 Rev. 5	December 2010
Pesticides (by Method 8181B)	USEPA SOP HW-44, Rev. 1.1	December 2010
Chlorinated Herbicides (by Method 8151A)	USEPA SOP HW-17, Rev. 3.1	December 2010
Polychlorinated Biphenyls (PCBs)	USEPA SOP HW-37A, Rev. 0	June 2015
Volatile Organic Compounds (Air) (by Method TO-15)	USEPA SOP HW-31, Rev. 6	September 2016
Per- and PolyFluoroAlkyl Substances (PFAS)	* NYSDEC ** US Dept. of Defense	January 2021 November 2022
Radiological Analysis		
Uranium	USEPA Method 908.0	June 1999
Radium-226	USEPA Method 903.1	1980
General Chemistry Parameters	per NYSDEC ASP	July 2005

* Sampling, Analysis, and Assessment of Per- and Polyfluoroalkyl Substances (PFAS) Under NYSDEC's Part 375 Remedial Programs, Appendix I

** Data Validation Guidelines Module 6: Data Validatioin Procedures for Per- and Polyfluoroalkyl Substances Analysis by QSM Table B-24

TABLE 4-2

QUALITY CONTROL CRITERIA USED FOR VALIDATING LABORATORY ANALYTICAL DATA

VOCs	SVOCs	Pesticides/PCBs	Metals	Gen Chemistry	PFAS
Completeness of Pkg	Completeness of Pkg	Completeness of Pkg	Completeness of Pkg	Completeness of Pkg	Completeness of Pkg
Sample Preservation	Sample Preservation	Sample Preservation	Sample Preservation	Sample Preservation	Sample Preservation
Holding Time	Holding Time	Holding Time	Holding Time	Holding Times	Holding Time
System Monitoring Compounds	Surrogate Recoveries	Surrogate Recoveries	Initial/Continuing Calibration	Calibration	Instr Performance Check
Lab Control Sample	Lab Control Sample	Matrix Spikes	CRDL Standards	Lab Control Samples	Initial Calibration
Matrix Spikes	Matrix Spikes	Blanks	Blanks	Blanks	Continuing Calibration
Blanks	Blanks	Instrument Calibration & Verification	Interference Check Sample	Spike Recoveries	Blanks
Instrument Tuning	Instrument Tuning	Comparison of duplicate GC column results	Spike Recoveries	Lab Duplicates	Surrogates
Internal Standards	Internal Standards	Analyte ID	Lab Duplicate		Lab Fortified Blank
Initial Calibration	Initial Calibration	Lab Qualifiers	Lab Control Sample		Matrix Spikes
Continuing Calibration	Continuing Calibration	Field Duplicate	ICP Serial Dilutions		Internal Standards
Lab Qualifiers	Lab Qualifiers		Lab Qualifiers		
Field Duplicate	Field Duplicate		Field Duplicate		

Method TO-15 (Air)	Radiological (U and Ra)
Completeness of Pkg	Completeness of Pkg
Sample Preservation	Sample Preservation
Holding Time	Holding Time
Canister Certification	Sample Specific Yield
Instrument Tuning	Required Detection Limit
Initial Calibration and Instrument Performance	Laboratory Control Sample
	Matrix Spikes
Daily Calibration	Method Blank
Blanks	Instrument Calibration
Lab Control Sample	
Field Duplicate	

The laboratory may also use various letters and symbols to flag analytical results generated when QC limits were exceeded. The meanings of these flags may differ from those used by the independent data validator. Those used by the laboratory are provided with the analytical results.

NOTE: The assignment of data qualifiers by the data reviewer (validator) to laboratory analytical results should not necessarily be interpreted by the data user as a measure of laboratory ability or proficiency. Rather, the qualifiers are intended to provide a measure of data accuracy and precision to the data user, which, for example, may provide a level of confidence in determining whether or not standards or cleanup objectives have been met.

U The analyte was analyzed for but was not detected at or above the sample quantitation limit.

J The analyte was positively identified; the associated numerical value is the *approximate* concentration of the analyte in the sample. (The magnitude of any ± value associated with the result is not determined by data validation).

J+ The result is an estimated quantity and may be biased high.

J- The result is an estimated quantity and may be biased low.

UJ The analyte was analyzed for but not detected. The reported quantitation limit is approximate and may be inaccurate or imprecise.

R The sample result is rejected (i.e., is unusable) due to serious deficiencies in the ability to analyze the sample and meet quality control criteria. The presence or absence of the analyte cannot be verified.

NJ The analysis indicates the presence of an analyte that has been "tentatively identified" and the associated numerical value represents its approximate concentration.

The validated analytical results are attached to this report. Validation qualifiers (flags) are indicated in red print. Data sheets having qualified data are signed and dated by the data reviewer.

6.0 RESULTS OF THE DATA REVIEW

The results of the data review are summarized in Tables 6-1 through 6-3. The tables list the samples where QC criteria were found to exceed acceptable limits and the actions taken to qualify the associated analytical results.

7.0 TOTAL USABLE DATA

For SDG L2376309, 37 samples were analyzed and results were reported for 703 analytes. Even though some results were flagged with a "J" as estimated, all results (100 %) are considered usable. See the summary table for the analyses that have been rejected and qualified and the associated QC reasons.

Note 1): Not all samples listed on the sample cross reference list were analyzed by the laboratory. Some were left on hold.

Table 6-1 ICP Metals

SAMPLES AFFECTED	ANALYTES	ACTION	QC VIOLATION	COMMENTS
SB-22-A	Zn	J- detects UJ non-detects	MS rec < QC limit	Data are biased low
SB-02-A	Se	J+ detects	MS rec > QC limit	Data are biased high

Table 6-2 Mercury

SAMPLES AFFECTED	ANALYTES	ACTION	QC VIOLATION	COMMENTS
none		none		

Table 6-3 TCN and Cr+6

SAMPLES AFFECTED	ANALYTES	ACTION	QC VIOLATION	COMMENTS
SB-04-B	TCN	J- detects UJ non-detects	MS rec < QC limit	Data are biased low
SB-22-B	TCN	J- detects UJ non-detects	MS rec < QC limit	Data are biased low

ACRONYMS

BSP	Blank Spike
CCAL	Continuing Calibration
CCB	Continuing Calibration Blank
CCV	Continuing Calibration Verification
CRDL	Contract Required Detection Limit
CRQL	Contract Required Quantitation Limit
%D	Percent Difference
ICAL	Initial Calibration
ICB	Initial Calibration Blank
IS	Internal Standard
LCS	Laboratory Control Sample
MS/MSD	Matrix Spike/Matrix Spike Duplicate
QA	Quality Assurance
QC	Quality Control
%R	Percent recovery
RPD	Relative Percent Difference
RRF	Relative Response Factor
%RSD	Percent Relative Standard Deviation
TAL	Target Analyte List (metals)
TCL	Target Compound List (organics)

Appendix A

Validated Analytical Results

www.alphalab.com

Alpha Analytical

Laboratory Code: 11148

SDG Number: L2376309

The original project report/data package is held by Alpha Analytical. This report/data package is paginated and should be reproduced only in its entirety. Alpha Analytical holds no responsibility for results and/or data that are not consistent with the original.

Project Name: AMHERST CENTRAL PARK STATION
Project Number: H22.009.003

Lab Number: L2376309
Report Date: 01/11/24

Alpha Sample ID	Client ID	Matrix	Sample Location	Collection Date/Time	Receive Date
L2376309-01	SB-02-A	SOIL	Not Specified	12/27/23 12:25	12/27/23
L2376309-02	SB-02-B	SOIL	Not Specified	12/27/23 12:25	12/27/23
L2376309-03	SB-03-A	SOIL	Not Specified	12/27/23 12:20	12/27/23
L2376309-04	SB-03-B	SOIL	Not Specified	12/27/23 12:20	12/27/23
L2376309-05	SB-04-A	SOIL	Not Specified	12/27/23 12:15	12/27/23
L2376309-06	SB-04-B	SOIL	Not Specified	12/27/23 12:15	12/27/23
L2376309-07	SB-05-A	SOIL	Not Specified	12/27/23 12:45	12/27/23
L2376309-08	SB-05-B	SOIL	Not Specified	12/27/23 12:45	12/27/23
L2376309-09	SB-06-A	SOIL	Not Specified	12/27/23 13:05	12/27/23
L2376309-10	SB-06-B	SOIL	Not Specified	12/27/23 13:05	12/27/23
L2376309-11	SB-07-A	SOIL	Not Specified	12/27/23 13:15	12/27/23
L2376309-12	SB-07-B	SOIL	Not Specified	12/27/23 13:15	12/27/23
L2376309-13	SB-09-A	SOIL	Not Specified	12/27/23 13:40	12/27/23
L2376309-14	SB-09-B	SOIL	Not Specified	12/27/23 13:40	12/27/23
L2376309-15	SB-10-A	SOIL	Not Specified	12/27/23 13:22	12/27/23
L2376309-16	SB-10-B	SOIL	Not Specified	12/27/23 13:22	12/27/23
L2376309-17	SB-11-A	SOIL	Not Specified	12/27/23 13:50	12/27/23
L2376309-18	SB-11-B	SOIL	Not Specified	12/27/23 13:50	12/27/23
L2376309-19	SB-15-A	SOIL	Not Specified	12/27/23 13:30	12/27/23
L2376309-20	SB-15-B	SOIL	Not Specified	12/27/23 13:30	12/27/23
L2376309-21	SB-12-A	SOIL	Not Specified	12/27/23 09:10	12/27/23
L2376309-22	SB-12-B	SOIL	Not Specified	12/27/23 09:10	12/27/23
L2376309-23	SB-12-C	SOIL	Not Specified	12/27/23 09:10	12/27/23
L2376309-24	SB-12-D	SOIL	Not Specified	12/27/23 09:10	12/27/23

Alpha Sample ID	Client ID	Matrix	Sample Location	Collection Date/Time	Receive Date
L2376309-25	SB-12-E	SOIL	Not Specified	12/27/23 09:10	12/27/23
L2376309-26	SB-13-A	SOIL	Not Specified	12/27/23 09:30	12/27/23
L2376309-27	SB-13-B	SOIL	Not Specified	12/27/23 09:30	12/27/23
L2376309-28	SB-13-C	SOIL	Not Specified	12/27/23 09:30	12/27/23
L2376309-29	SB-13-D	SOIL	Not Specified	12/27/23 09:30	12/27/23
L2376309-30	SB-13-E	SOIL	Not Specified	12/27/23 09:30	12/27/23
L2376309-31	SB-14-A	SOIL	Not Specified	12/27/23 09:45	12/27/23
L2376309-32	SB-14-B	SOIL	Not Specified	12/27/23 09:45	12/27/23
L2376309-33	SB-14-C	SOIL	Not Specified	12/27/23 09:45	12/27/23
L2376309-34	SB-14-D	SOIL	Not Specified	12/27/23 09:45	12/27/23
L2376309-35	SB-14-E	SOIL	Not Specified	12/27/23 09:45	12/27/23
L2376309-36	SB-22-A	SOIL	Not Specified	12/27/23 10:30	12/27/23
L2376309-37	SB-23-A	SOIL	Not Specified	12/27/23 11:00	12/27/23

Case Narrative (continued)

Report Submission

January 11, 2024: This final report includes the results of all requested analyses.

January 03, 2024: This is a preliminary report.

All non-detect (ND) or estimated concentrations (J-qualified) have been quantitated to the limit noted in the MDL column.

Sample Receipt

L2376309-01 and -02: The collection date and time on the chain of custody was 27-DEC-23 12:25; however, the collection date/time on the container label was 27-DEC-23 12:30. At the client's request, the collection date/time is reported as 27-DEC-23 12:25.

Total Metals

L2376309-01 through -22, -26, -27, -31, -32, -36, and -37: The sample has elevated detection limits for all elements, with the exception of mercury, due to the dilution required by the sample matrix.

The WG1869287-3/-4 MS/MSD recoveries for aluminum (419%/321%), calcium (609%/743%), iron (1200%/1710%), magnesium (413%/255%), and manganese (140%/64%), performed on L2376309-36, do not apply because the sample concentrations are greater than four times the spike amounts added.

The WG1869287-3 MS recovery, performed on L2376309-36, is outside the acceptance criteria for zinc (72%). A post digestion spike was performed and was within acceptance criteria.

Cyanide, Total

The WG1870264-2 LCS recovery for cyanide, total (76%), associated with L2376309-06, -07, -08, -09, -10, -11, -12, -15, -16, and -19, is outside our in-house acceptance criteria, but within the vendor-certified acceptance limits. The results of the original analyses are reported.

The WG1870136-4 MS recovery, performed on L2376309-36, is outside the acceptance criteria for cyanide, total (58%); however, the associated LCS recovery is within criteria. No further action was taken.

The WG1870264-4/-5 MS/MSD recoveries, performed on L2376309-06, are outside the acceptance criteria

Case Narrative (continued)

for cyanide, total (35%/50%); however, the associated LCS recovery is within criteria. No further action was taken.

I, the undersigned, attest under the pains and penalties of perjury that, to the best of my knowledge and belief and based upon my personal inquiry of those responsible for providing the information contained in this analytical report, such information is accurate and complete. This certificate of analysis is not complete unless this page accompanies any and all pages of this report.

Authorized Signature: Melissa Sturgis Report Date: 01/11/24

Title: Technical Director/Representative

MICHAEL K. PERRY
Chemist/Data Validator

B.S. Chemistry, Georgia State University, Atlanta, GA

A.A.S., Chemical Technology, Alfred State College, Alfred, NY

Mr. Perry has over 30 years of experience in the analytical laboratory business. During his early career, he spent several years as a laboratory analyst performing the analysis of soil, water, and air samples for inorganic and organic chemical parameters. During his last 20 years in the environmental laboratory business, he managed and directed two major analytical laboratories in Rochester, NY. His management responsibilities included oversight of the daily operations of the lab, staff training and supervision, the selection, purchase, and maintenance of analytical instruments, the introduction of new laboratory methods, analytical quality assurance and quality control, data acquisition and management, and other business-related activities.

Mr. Perry has an extensive working knowledge of the methods and procedures used for sampling and analyzing both inorganic and organic analytes in soil, water, and air. He is an accomplished laboratory chemist and is familiar with the analytical methods and procedures established under the USEPA Contract Laboratory Protocols (CLP), the NYSDEC Analytical Services Protocols (ASP), and the NYSDOH Environmental Laboratory Approval Program (ELAP).

NEW YORK CHAIN OF CUSTODY

ALPHA ANALYTICAL

Westborough, MA 01581
8 Walkup Dr.
TEL: 508-898-9220
FAX: 508-898-9193

Mansfield, MA 02048
320 Forbes Blvd
TEL: 508-822-9300
FAX: 508-822-3288

Service Centers
Mahwah, NJ 07430: 35 Whitney Rd, Suite 5
Albany, NY 12205: 14 Walker Way
Tonawanda, NY 14150: 275 Cooper Ave, Suite 105

Page 1 of 4

Date Rec'd in Lab: 12/28/23

ALPHA Job #: L2376309

Client Information

Client: C&S Engineers
Address: 141 Elm st., Suite 100
Buffalo, NY 14203
Phone: (716) 847-1630
Fax:
Email: cmartin@cscos.com

Project Information

Project Name: Amherst Central Park South
Project Location:
Project #: H22.009.003
(Use Project name as Project #) ☐
Project Manager: Cody Martin
ALPHAQuote #:

Turn-Around Time

Standard ☒ Due Date:
Rush (only if pre approved) ☐ # of Days:

Deliverables

☐ ASP-A ☒ ASP-B
☒ EQuIS (1 File) ☐ EQuIS (4 File)
☐ Other

Regulatory Requirement

☐ NY TOGS ☒ NY Part 375
☐ AWQ Standards ☐ NY CP-51
☐ NY Restricted Use ☐ Other
☐ NY Unrestricted Use
☐ NYC Sewer Discharge

Billing Information

☒ Same as Client Info
PO #

Disposal Site Information

Please identify below location of applicable disposal facilities.
Disposal Facility:
☐ NJ ☒ NY
☐ Other:

These samples have been previously analyzed by Alpha ☐

Other project specific requirements/comments:

Please specify Metals or TAL.

ANALYSIS

Sample Filtration
☐ Done
☐ Lab to do
Preservation
☐ Lab to do
(Please Specify below)

ALPHA Lab ID (Lab Use Only)	Sample ID	Collection Date	Collection Time	Sample Matrix	Sampler's Initials	TS	Total Cyanide	TAL Metals	HEXCR					Sample Specific Comments	Total Bottle
76309-01	SB-02-A	12/27/2023	1235	S	BW	X	X	X							3
-02	SB-02-B		1235			X	X	X							3
-03	SB-03-A		1220			X	X	X							3
-04	SB-03-B		1220			X	X	X							3
-05	SB-04-A		1215			X	X	X							3
-06	SB-04-B		1215			X	X	X							3
-07	SB-05-A		1245			X	X	X							3
-08	SB-05-B		1245			X	X	X	X						4
-09	SB-06-A		1305			X	X	X							3
-10	SB-06-B		1305			X	X	X							3

Preservative Code:
A = None
B = HCl
C = HNO_3
D = H_2SO_4
E = NaOH
F = MeOH
G = $NaHSO_4$
H = $Na_2S_2O_3$
K/E = Zn Ac/NaOH
O = Other

Container Code
P = Plastic
A = Amber Glass
V = Vial
G = Glass
B = Bacteria Cup
C = Cube
O = Other
E = Encore
D = BOD Bottle

Westboro: Certification No: MA935
Mansfield: Certification No: MA015

Container Type	P	G	G	G					
Preservative	A	A	A	A					

Relinquished By:	Date/Time	Received By:	Date/Time
	12/27/23 16:50		12/27/23 16:50
	12/27/23 16:50		12/28/23 0730

Please print clearly, legibly and completely. Samples can not be logged in and turnaround time clock will not start until any ambiguities are resolved. BY EXECUTING THIS COC, THE CLIENT HAS READ AND AGREES TO BE BOUND BY ALPHA'S TERMS & CONDITIONS. (See reverse side.)

Form No: 01-25 HC (rev. 30-Sept-2013)

NEW YORK CHAIN OF CUSTODY

ALPHA ANALYTICAL

Westborough, MA 01581
8 Walkup Dr.
TEL: 508-898-9220
FAX: 508-898-9193

Mansfield, MA 02048
320 Forbes Blvd
TEL: 508-822-9300
FAX: 508-822-3288

Service Centers
Mahwah, NJ 07430: 35 Whitney Rd, Suite 5
Albany, NY 12205: 14 Walker Way
Tonawanda, NY 14150: 275 Cooper Ave, Suite 105

Page 2 of 4

Date Rec'd in Lab: 12/28/23

ALPHA Job #: L2376309

Client Information
Client: CTS Engineers
Address: 141 Elm St, Suite 100
Buffalo, NY 14203
Phone: (716) 847-1630
Fax:
Email: Cmartin@ctscos.com

Project Information
Project Name: Amherst Central Park South
Project Location:
Project # H22.009.003
(Use Project name as Project #) ☐
Project Manager: Cody Martin
ALPHAQuote #:

Turn-Around Time
Standard ☒ Due Date:
Rush (only if pre approved) ☐ # of Days:

Deliverables
☐ ASP-A ☒ ASP-B
☒ EQuIS (1 File) ☐ EQuIS (4 File)
☐ Other

Billing Information
☒ Same as Client Info
PO #

Regulatory Requirement
☐ NY TOGS ☒ NY Part 375
☐ AWQ Standards ☐ NY CP-51
☐ NY Restricted Use ☐ Other
☐ NY Unrestricted Use
☐ NYC Sewer Discharge

Disposal Site Information
Please identify below location of applicable disposal facilities.
Disposal Facility:
☐ NJ ☒ NY
☐ Other:

These samples have been previously analyzed by Alpha ☐

Other project specific requirements/comments:

Please specify Metals or TAL.

ANALYSIS

Sample Filtration
☐ Done
☐ Lab to do
Preservation
☐ Lab to do
(Please Specify below)

ALPHA Lab ID (Lab Use Only)	Sample ID	Collection Date	Collection Time	Sample Matrix	Sampler's Initials	TS	Total Cyanide	TAL Metals						Sample Specific Comments	Total Bottle
76309-11	SB-07-A	12/27/2023	1315	S	BW	X	X	X							3
-12	SB-07-B		1315			X	X	X							3
-13	SB-09-A		1340			X	X	X							3
-14	SB-09-B		1340			X	X	X							3
-15	SB-10-A		1322			X	X	X							3
-16	SB-10-B		1322			X	X	X							3
-17	SB-11-A		1350			X	X	X							3
-18	SB-11-B		1360			X	X	X							3
-19	SB-15-A		1330			X	X	X							3
-20	SB-15-B		1330			X	X	X							3
Container Type						P	G	G							
Preservative						A	A	A							

Preservative Code:
A = None
B = HCl
C = HNO_3
D = H_2SO_4
E = NaOH
F = MeOH
G = $NaHSO_4$
H = $Na_2S_2O_3$
K/E = Zn Ac/NaOH
O = Other

Container Code
P = Plastic
A = Amber Glass
V = Vial
G = Glass
B = Bacteria Cup
C = Cube
O = Other
E = Encore
D = BOD Bottle

Westboro: Certification No: MA935
Mansfield: Certification No: MA015

Relinquished By:	Date/Time	Received By:	Date/Time
	12/27/23 16:55		12/27/23 16:5
	12/27/23 16:30		12/28/23 0730

Please print clearly, legibly and completely. Samples can not be logged in and turnaround time clock will not start until any ambiguities are resolved. BY EXECUTING THIS COC, THE CLIENT HAS READ AND AGREES TO BE BOUND BY ALPHA'S TERMS & CONDITIONS. (See reverse side.)

Form No: 01-25 HC (rev. 30-Sept-2013)

NEW YORK CHAIN OF CUSTODY

ALPHA ANALYTICAL

Westborough, MA 01581
8 Walkup Dr.
TEL: 508-898-9220
FAX: 508-898-9193

Mansfield, MA 02048
320 Forbes Blvd
TEL: 508-822-9300
FAX: 508-822-3288

Service Centers
Mahwah, NJ 07430: 35 Whitney Rd, Suite 5
Albany, NY 12205: 14 Walker Way
Tonawanda, NY 14150: 275 Cooper Ave, Suite 105

Page 3 of 4

Date Rec'd in Lab 12/28/23

ALPHA Job # L2376309

Client Information
Client: C+S Engineers
Address: 141 Elm St, Suite 100
Buffalo NY 14203
Phone: (716) 847-1630
Fax:
Email: Cmartin@cscos.com

Project Information
Project Name: Amherst Central Park South
Project Location:
Project # H22.009.003
(Use Project name as Project #)
Project Manager: Cody Martin
ALPHAQuote #:

Turn-Around Time
Standard [X] Due Date:
Rush (only if pre approved) [ ] # of Days:

Deliverables
[ ] ASP-A [X] ASP-B
[X] EQuIS (1 File) [ ] EQuIS (4 File)
[ ] Other

Billing Information
[X] Same as Client Info
PO #

Regulatory Requirement
[ ] NY TOGS [X] NY Part 375
[ ] AWQ Standards [ ] NY CP-51
[ ] NY Restricted Use [ ] Other
[ ] NY Unrestricted Use
[ ] NYC Sewer Discharge

Disposal Site Information
Please identify below location of applicable disposal facilities.
Disposal Facility:
[ ] NJ [X] NY
[ ] Other:

These samples have been previously analyzed by Alpha [ ]

Other project specific requirements/comments:

Please specify Metals or TAL.

ANALYSIS

Sample Filtration
[ ] Done
[ ] Lab to do
Preservation
[ ] Lab to do
(Please Specify below)

ALPHA Lab ID (Lab Use Only)	Sample ID	Collection Date	Collection Time	Sample Matrix	Sampler's Initials	TS	Total Cyanide	TAL Metals	Sample Specific Comments	Total Bottle
76309-21	SB-12-A	12/27/2023	0910	S	BW	X	X	X		3
-22	SB-12-B		0910			X	X	X		3
-23	SB-12-C		0910			X	X	X	HOLD	3
-24	SB-12-D		0910			X	X	X	HOLD	3
-25	SB-12-E		0910			X	X	X	HOLD	3
-26	SB-13-A		0930			X	X	X		3
-27	SB-13-B		0930			X	X	X		3
-28	SB-13-C		0930			X	X	X	HOLD	3
-29	SB-13-D		0930			X	X	X	HOLD	3
-30	SB-13-E		0930			X	X	X	HOLD	3

Container Type	P	G	G
Preservative	A	A	A

Preservative Code:
A = None
B = HCl
C = HNO_3
D = H_2SO_4
E = NaOH
F = MeOH
G = $NaHSO_4$
H = $Na_2S_2O_3$
K/E = Zn Ac/NaOH
O = Other

Container Code
P = Plastic
A = Amber Glass
V = Vial
G = Glass
B = Bacteria Cup
C = Cube
O = Other
E = Encore
D = BOD Bottle

Westboro: Certification No: MA935
Mansfield: Certification No: MA015

Relinquished By:	Date/Time	Received By:	Date/Time
	12/27/23 16:50		12/27/23 16:50
	12/27/23 16:50		12/28/23 0130

Please print clearly, legibly and completely. Samples can not be logged in and turnaround time clock will not start until any ambiguities are resolved. BY EXECUTING THIS COC, THE CLIENT HAS READ AND AGREES TO BE BOUND BY ALPHA'S TERMS & CONDITIONS. (See reverse side.)

Form No: 01-25 HC (rev. 30-Sept-2013)

NEW YORK CHAIN OF CUSTODY

ALPHA

Westborough, MA 01581
8 Walkup Dr.
TEL: 508-898-9220
FAX: 508-898-9193

Mansfield, MA 02048
320 Forbes Blvd
TEL: 508-822-9300
FAX: 508-822-9288

Service Centers
Mahwah, NJ 07430: 35 Whitney Rd, Suite 5
Albany, NY 12205: 14 Walker Way
Tonawanda, NY 14150: 275 Cooper Ave, Suite 105

Page 4 of 4

Date Rec'd in Lab 12/28/23

ALPHA Job # L2376309

Client Information
Client: C+S Engineers
Address: 141 Elm St. Suite 100 Buffalo NY 14203
Phone: (716) 847-1630
Fax:
Email: Cmartin@CSCOS.com

Project Information
Project Name: Amherst Central Park South
Project Location:
Project # H22.009.003
(Use Project name as Project #) ☐
Project Manager: Cody Martin
ALPHAQuote #:

Turn-Around Time
Standard ☒ Due Date:
Rush (only if pre approved) ☐ # of Days:

Deliverables
☐ ASP-A ☒ ASP-B
☒ EQuIS (1 File) ☐ EQuIS (4 File)
☐ Other

Regulatory Requirement
☐ NY TOGS ☒ NY Part 375
☐ AWQ Standards ☐ NY CP-51
☐ NY Restricted Use ☐ Other
☐ NY Unrestricted Use
☐ NYC Sewer Discharge

Billing Information
☒ Same as Client Info
PO #

Disposal Site Information
Please identify below location of applicable disposal facilities.
Disposal Facility:
☐ NJ ☒ NY
☐ Other:

These samples have been previously analyzed by Alpha ☐

Other project specific requirements/comments:

Please specify Metals or TAL.

ANALYSIS

Sample Filtration
☐ Done
☐ Lab to do
Preservation
☐ Lab to do
(Please Specify below)

ALPHA Lab ID (Lab Use Only)	Sample ID	Collection Date	Collection Time	Sample Matrix	Sampler's Initials	TS	Total Cyanide	TAL Metals	HEXCR					Sample Specific Comments	Total Bottle
16309-31	SB-14-A	12/27/2023	0945	S	BW	X	X	X							3
-32	SB-14-B		0945			X	X	X	X						4
-33	SB-14-C		0945			X	X	X						HOLD	3
-34	SB-14-D		0945			X	X	X						HOLD	3
-35	SB-14-E		0945			X	X	X						HOLD	3
-36	SB-22-A		1030			X	X	X							3
-36	SB-22-A MS		1030			X	X	X						MATRIX SPIKE	3
-36	SB-22-A MSD		1030			X	X	X						MATRIX SPIKE DUP.	3
-37	SB-23-A		1100			X	X	X	X						4

Preservative Code:
A = None
B = HCl
C = HNO_3
D = H_2SO_4
E = NaOH
F = MeOH
G = $NaHSO_4$
H = $Na_2S_2O_3$
K/E = Zn Ac/NaOH
O = Other

Container Code
P = Plastic
A = Amber Glass
V = Vial
G = Glass
B = Bacteria Cup
C = Cube
O = Other
E = Encore
D = BOD Bottle

Westboro: Certification No: MA935
Mansfield: Certification No: MA015

Container Type	P	G	G	G				
Preservative	A	A	A	A				

Relinquished By:	Date/Time	Received By:	Date/Time
	12/27/23 16:50		12/27/23 16:50
	12/27/23 16:50		12/28/23 0120

Please print clearly, legibly and completely. Samples can not be logged in and turnaround time clock will not start until any ambiguities are resolved. BY EXECUTING THIS COC, THE CLIENT HAS READ AND AGREES TO BE BOUND BY ALPHA'S TERMS & CONDITIONS. (See reverse side.)

Form No: 01-25 HC (rev. 30-Sept-2013)

Inorganic Data
(ICP Analysis)

Form 1
METALS

Client	: C&S Companies	Lab Number	: L2376309
Project Name	: AMHERST CENTRAL PARK STATION	Project Number	: H22.009.003
Lab ID	: L2376309-27	Date Collected	: 12/27/23 09:30
Client ID	: SB-13-B	Date Received	: 12/27/23
Sample Location	:	Date Analyzed	: 12/29/23 17:46
Sample Matrix	: SOIL	Dilution Factor	: 2
Analytical Method	: 1,6010D	Analyst	: MAM
Lab File ID	: WG1869399.pdf	Instrument ID	: TRACE9
Sample Amount	: 1.305g	%Solids	: 92
Digestion Method	: EPA 3050B	Date Digested	: 12/29/23

		mg/kg			
CAS NO.	Parameter	Results	RL	MDL	Qualifier
7429-90-5	Aluminum, Total	1320	8.36	2.26	
7440-36-0	Antimony, Total	ND	4.18	0.318	U
7440-38-2	Arsenic, Total	0.431	0.836	0.174	J
7440-39-3	Barium, Total	15.7	0.836	0.146	
7440-41-7	Beryllium, Total	0.043	0.418	0.028	J
7440-43-9	Cadmium, Total	ND	0.836	0.082	U
7440-70-2	Calcium, Total	1120	8.36	2.93	
7440-47-3	Chromium, Total	3.02	0.836	0.080	
7440-48-4	Cobalt, Total	0.797	1.67	0.139	J
7440-50-8	Copper, Total	5.15	0.836	0.216	
7439-89-6	Iron, Total	4290	4.18	0.755	
7439-92-1	Lead, Total	0.602	4.18	0.224	J
7439-95-4	Magnesium, Total	769	8.36	1.29	
7439-96-5	Manganese, Total	32.1	0.836	0.133	
7440-02-0	Nickel, Total	1.80	2.09	0.202	J
7440-09-7	Potassium, Total	348	209	12.0	
7782-49-2	Selenium, Total	ND	1.67	0.216	U
7440-22-4	Silver, Total	ND	0.418	0.237	U
7440-23-5	Sodium, Total	33.2	167	2.64	J
7440-28-0	Thallium, Total	0.279	1.67	0.264	J
7440-62-2	Vanadium, Total	9.85	0.836	0.170	
7440-66-6	Zinc, Total	6.80	4.18	0.245	

Form 1
METALS

Client	: C&S Companies	**Lab Number**	: L2376309
Project Name	: AMHERST CENTRAL PARK STATION	**Project Number**	: H22.009.003
Lab ID	: L2376309-31	**Date Collected**	: 12/27/23 09:45
Client ID	: SB-14-A	**Date Received**	: 12/27/23
Sample Location	:	**Date Analyzed**	: 12/29/23 17:49
Sample Matrix	: SOIL	**Dilution Factor**	: 2
Analytical Method	: 1,6010D	**Analyst**	: MAM
Lab File ID	: WG1869399.pdf	**Instrument ID**	: TRACE9
Sample Amount	: 1.296g	**%Solids**	: 72
Digestion Method	: EPA 3050B	**Date Digested**	: 12/29/23

		mg/kg			
CAS NO.	**Parameter**	**Results**	**RL**	**MDL**	**Qualifier**
7429-90-5	Aluminum, Total	5550	10.7	2.88	
7440-36-0	Antimony, Total	ND	5.34	0.406	U
7440-38-2	Arsenic, Total	2.71	1.07	0.222	
7440-39-3	Barium, Total	37.8	1.07	0.186	
7440-41-7	Beryllium, Total	0.262	0.534	0.035	J
7440-43-9	Cadmium, Total	1.89	1.07	0.105	
7440-70-2	Calcium, Total	2940	10.7	3.74	
7440-47-3	Chromium, Total	16.7	1.07	0.102	
7440-48-4	Cobalt, Total	2.64	2.14	0.177	
7440-50-8	Copper, Total	9.83	1.07	0.276	
7439-89-6	Iron, Total	8870	5.34	0.965	
7439-92-1	Lead, Total	22.0	5.34	0.286	
7439-95-4	Magnesium, Total	1460	10.7	1.64	
7439-96-5	Manganese, Total	114	1.07	0.170	
7440-02-0	Nickel, Total	7.00	2.67	0.259	
7440-09-7	Potassium, Total	689	267	15.4	
7782-49-2	Selenium, Total	0.365	2.14	0.276	J
7440-22-4	Silver, Total	ND	0.534	0.302	U
7440-23-5	Sodium, Total	26.6	214	3.37	J
7440-28-0	Thallium, Total	ND	2.14	0.337	U
7440-62-2	Vanadium, Total	10.9	1.07	0.217	
7440-66-6	Zinc, Total	44.3	5.34	0.313	

Form 1
METALS

Client	: C&S Companies	Lab Number	: L2376309
Project Name	: AMHERST CENTRAL PARK STATION	Project Number	: H22.009.003
Lab ID	: L2376309-32	Date Collected	: 12/27/23 09:45
Client ID	: SB-14-B	Date Received	: 12/27/23
Sample Location	:	Date Analyzed	: 12/29/23 17:52
Sample Matrix	: SOIL	Dilution Factor	: 2
Analytical Method	: 1,6010D	Analyst	: MAM
Lab File ID	: WG1869399.pdf	Instrument ID	: TRACE9
Sample Amount	: 1.317g	%Solids	: 72
Digestion Method	: EPA 3050B	Date Digested	: 12/29/23

		mg/kg			
CAS NO.	Parameter	Results	RL	MDL	Qualifier
7429-90-5	Aluminum, Total	7590	10.6	2.86	
7440-36-0	Antimony, Total	ND	5.29	0.402	U
7440-38-2	Arsenic, Total	3.92	1.06	0.220	
7440-39-3	Barium, Total	53.1	1.06	0.184	
7440-41-7	Beryllium, Total	0.375	0.529	0.035	J
7440-43-9	Cadmium, Total	3.40	1.06	0.104	
7440-70-2	Calcium, Total	3060	10.6	3.71	
7440-47-3	Chromium, Total	21.2	1.06	0.102	
7440-48-4	Cobalt, Total	4.04	2.12	0.176	
7440-50-8	Copper, Total	10.5	1.06	0.273	
7439-89-6	Iron, Total	12100	5.29	0.956	
7439-92-1	Lead, Total	29.3	5.29	0.284	
7439-95-4	Magnesium, Total	1870	10.6	1.63	
7439-96-5	Manganese, Total	194	1.06	0.168	
7440-02-0	Nickel, Total	9.18	2.65	0.256	
7440-09-7	Potassium, Total	450	265	15.2	
7782-49-2	Selenium, Total	0.305	2.12	0.273	J
7440-22-4	Silver, Total	0.356	0.529	0.300	J
7440-23-5	Sodium, Total	38.0	212	3.34	J
7440-28-0	Thallium, Total	ND	2.12	0.334	U
7440-62-2	Vanadium, Total	14.9	1.06	0.215	
7440-66-6	Zinc, Total	50.5	5.29	0.310	

Form 1
METALS

Client	: C&S Companies	Lab Number	: L2376309
Project Name	: AMHERST CENTRAL PARK STATION	Project Number	: H22.009.003
Lab ID	: L2376309-36	Date Collected	: 12/27/23 10:30
Client ID	: SB-22-A	Date Received	: 12/27/23
Sample Location	:	Date Analyzed	: 12/29/23 18:25
Sample Matrix	: SOIL	Dilution Factor	: 2
Analytical Method	: 1,6010D	Analyst	: MAM
Lab File ID	: WG1869399.pdf	Instrument ID	: TRACE9
Sample Amount	: 1.314g	%Solids	: 77
Digestion Method	: EPA 3050B	Date Digested	: 12/29/23

		mg/kg			
CAS NO.	Parameter	Results	RL	MDL	Qualifier
7429-90-5	Aluminum, Total	9960	9.87	2.66	
7440-36-0	Antimony, Total	ND	4.94	0.375	U
7440-38-2	Arsenic, Total	4.28	0.987	0.205	
7440-39-3	Barium, Total	81.3	0.987	0.172	
7440-41-7	Beryllium, Total	0.526	0.494	0.033	
7440-43-9	Cadmium, Total	0.214	0.987	0.097	J
7440-70-2	Calcium, Total	22000	9.87	3.45	
7440-47-3	Chromium, Total	14.0	0.987	0.095	
7440-48-4	Cobalt, Total	5.94	1.97	0.164	
7440-50-8	Copper, Total	15.7	0.987	0.255	
7439-89-6	Iron, Total	16500	4.94	0.891	
7439-92-1	Lead, Total	33.5	4.94	0.264	
7439-95-4	Magnesium, Total	9660	9.87	1.52	
7439-96-5	Manganese, Total	431	0.987	0.157	
7440-02-0	Nickel, Total	13.2	2.47	0.239	
7440-09-7	Potassium, Total	771	247	14.2	
7782-49-2	Selenium, Total	0.376	1.97	0.255	J
7440-22-4	Silver, Total	ND	0.494	0.279	U
7440-23-5	Sodium, Total	61.4	197	3.11	J
7440-28-0	Thallium, Total	ND	1.97	0.311	U
7440-62-2	Vanadium, Total	18.4	0.987	0.200	
7440-66-6	Zinc, Total	84.9	4.94	0.289	J

MKP 1/25/2024

Form 1
METALS

Client	: C&S Companies	Lab Number	: L2376309
Project Name	: AMHERST CENTRAL PARK STATION	Project Number	: H22.009.003
Lab ID	: L2376309-37	Date Collected	: 12/27/23 11:00
Client ID	: SB-23-A	Date Received	: 12/27/23
Sample Location	:	Date Analyzed	: 12/29/23 17:55
Sample Matrix	: SOIL	Dilution Factor	: 2
Analytical Method	: 1,6010D	Analyst	: MAM
Lab File ID	: WG1869399.pdf	Instrument ID	: TRACE9
Sample Amount	: 1.327g	%Solids	: 63
Digestion Method	: EPA 3050B	Date Digested	: 12/29/23

		mg/kg			
CAS NO.	Parameter	Results	RL	MDL	Qualifier
7429-90-5	Aluminum, Total	8930	11.9	3.21	
7440-36-0	Antimony, Total	ND	5.95	0.452	U
7440-38-2	Arsenic, Total	7.61	1.19	0.248	
7440-39-3	Barium, Total	69.5	1.19	0.207	
7440-41-7	Beryllium, Total	0.475	0.595	0.039	J
7440-43-9	Cadmium, Total	ND	1.19	0.117	U
7440-70-2	Calcium, Total	20900	11.9	4.17	
7440-47-3	Chromium, Total	13.3	1.19	0.114	
7440-48-4	Cobalt, Total	7.22	2.38	0.198	
7440-50-8	Copper, Total	18.9	1.19	0.307	
7439-89-6	Iron, Total	17100	5.95	1.08	
7439-92-1	Lead, Total	18.3	5.95	0.319	
7439-95-4	Magnesium, Total	7750	11.9	1.83	
7439-96-5	Manganese, Total	385	1.19	0.189	
7440-02-0	Nickel, Total	16.3	2.98	0.288	
7440-09-7	Potassium, Total	989	298	17.1	
7782-49-2	Selenium, Total	0.623	2.38	0.307	J
7440-22-4	Silver, Total	ND	0.595	0.337	U
7440-23-5	Sodium, Total	64.1	238	3.75	J
7440-28-0	Thallium, Total	ND	2.38	0.375	U
7440-62-2	Vanadium, Total	17.8	1.19	0.242	
7440-66-6	Zinc, Total	55.6	5.95	0.349	

Form 1
METALS

Client	: C&S Companies	Lab Number	: L2376309
Project Name	: AMHERST CENTRAL PARK STATION	Project Number	: H22.009.003
Lab ID	: L2376309-01	Date Collected	: 12/27/23 12:25
Client ID	: SB-02-A	Date Received	: 12/27/23
Sample Location	:	Date Analyzed	: 01/02/24 12:17
Sample Matrix	: SOIL	Dilution Factor	: 2
Analytical Method	: 1,6010D	Analyst	: DHL
Lab File ID	: WG1869972.pdf	Instrument ID	: TRACE9
Sample Amount	: 1.308g	%Solids	: 64
Digestion Method	: EPA 3050B	Date Digested	: 12/29/23

		mg/kg			
CAS NO.	Parameter	Results	RL	MDL	Qualifier
7429-90-5	Aluminum, Total	10800	12.0	3.24	
7440-36-0	Antimony, Total	ND	6.00	0.456	U
7440-38-2	Arsenic, Total	6.56	1.20	0.250	
7440-39-3	Barium, Total	83.5	1.20	0.209	
7440-41-7	Beryllium, Total	0.598	0.600	0.040	J
7440-43-9	Cadmium, Total	0.244	1.20	0.118	J
7440-70-2	Calcium, Total	3940	12.0	4.20	
7440-47-3	Chromium, Total	14.6	1.20	0.115	
7440-48-4	Cobalt, Total	6.01	2.40	0.199	
7440-50-8	Copper, Total	15.7	1.20	0.310	
7439-89-6	Iron, Total	17400	6.00	1.08	
7439-92-1	Lead, Total	40.7	6.00	0.322	
7439-95-4	Magnesium, Total	3090	12.0	1.85	
7439-96-5	Manganese, Total	413	1.20	0.191	
7440-02-0	Nickel, Total	15.9	3.00	0.290	
7440-09-7	Potassium, Total	789	300	17.3	
7782-49-2	Selenium, Total	ND	2.40	0.310	U
7440-22-4	Silver, Total	0.362	0.600	0.340	J
7440-23-5	Sodium, Total	53.3	240	3.78	J
7440-28-0	Thallium, Total	ND	2.40	0.378	U
7440-62-2	Vanadium, Total	21.9	1.20	0.244	
7440-66-6	Zinc, Total	87.8	6.00	0.352	

Form 1
METALS

Client	: C&S Companies	Lab Number	: L2376309
Project Name	: AMHERST CENTRAL PARK STATION	Project Number	: H22.009.003
Lab ID	: L2376309-02	Date Collected	: 12/27/23 12:25
Client ID	: SB-02-B	Date Received	: 12/27/23
Sample Location	:	Date Analyzed	: 01/02/24 12:21
Sample Matrix	: SOIL	Dilution Factor	: 2
Analytical Method	: 1,6010D	Analyst	: DHL
Lab File ID	: WG1869972.pdf	Instrument ID	: TRACE9
Sample Amount	: 1.288g	%Solids	: 75
Digestion Method	: EPA 3050B	Date Digested	: 12/29/23

		mg/kg			
CAS NO.	Parameter	Results	RL	MDL	Qualifier
7429-90-5	Aluminum, Total	11000	10.4	2.81	
7440-36-0	Antimony, Total	ND	5.21	0.396	U
7440-38-2	Arsenic, Total	7.36	1.04	0.217	
7440-39-3	Barium, Total	112	1.04	0.181	
7440-41-7	Beryllium, Total	0.632	0.521	0.034	
7440-43-9	Cadmium, Total	0.427	1.04	0.102	J
7440-70-2	Calcium, Total	4370	10.4	3.65	
7440-47-3	Chromium, Total	13.6	1.04	0.100	
7440-48-4	Cobalt, Total	10.6	2.08	0.173	
7440-50-8	Copper, Total	11.1	1.04	0.269	
7439-89-6	Iron, Total	22000	5.21	0.941	
7439-92-1	Lead, Total	33.7	5.21	0.279	
7439-95-4	Magnesium, Total	3140	10.4	1.60	
7439-96-5	Manganese, Total	1190	1.04	0.166	
7440-02-0	Nickel, Total	13.8	2.60	0.252	
7440-09-7	Potassium, Total	495	260	15.0	
7782-49-2	Selenium, Total	ND	2.08	0.269	U
7440-22-4	Silver, Total	0.350	0.521	0.295	J
7440-23-5	Sodium, Total	50.8	208	3.28	J
7440-28-0	Thallium, Total	ND	2.08	0.328	U
7440-62-2	Vanadium, Total	25.6	1.04	0.212	
7440-66-6	Zinc, Total	69.5	5.21	0.305	

Form 1
METALS

Client	: C&S Companies	Lab Number	: L2376309
Project Name	: AMHERST CENTRAL PARK STATION	Project Number	: H22.009.003
Lab ID	: L2376309-03	Date Collected	: 12/27/23 12:20
Client ID	: SB-03-A	Date Received	: 12/27/23
Sample Location	:	Date Analyzed	: 01/02/24 12:24
Sample Matrix	: SOIL	Dilution Factor	: 2
Analytical Method	: 1,6010D	Analyst	: DHL
Lab File ID	: WG1869972.pdf	Instrument ID	: TRACE9
Sample Amount	: 1.282g	%Solids	: 70
Digestion Method	: EPA 3050B	Date Digested	: 12/29/23

		mg/kg			
CAS NO.	Parameter	Results	RL	MDL	Qualifier
7429-90-5	Aluminum, Total	9790	11.2	3.02	
7440-36-0	Antimony, Total	ND	5.60	0.425	U
7440-38-2	Arsenic, Total	3.91	1.12	0.233	
7440-39-3	Barium, Total	61.7	1.12	0.195	
7440-41-7	Beryllium, Total	0.444	0.560	0.037	J
7440-43-9	Cadmium, Total	0.128	1.12	0.110	J
7440-70-2	Calcium, Total	2460	11.2	3.92	
7440-47-3	Chromium, Total	10.8	1.12	0.107	
7440-48-4	Cobalt, Total	4.69	2.24	0.186	
7440-50-8	Copper, Total	9.58	1.12	0.289	
7439-89-6	Iron, Total	14400	5.60	1.01	
7439-92-1	Lead, Total	32.7	5.60	0.300	
7439-95-4	Magnesium, Total	2310	11.2	1.72	
7439-96-5	Manganese, Total	184	1.12	0.178	
7440-02-0	Nickel, Total	11.1	2.80	0.271	
7440-09-7	Potassium, Total	519	280	16.1	
7782-49-2	Selenium, Total	ND	2.24	0.289	U
7440-22-4	Silver, Total	ND	0.560	0.317	U
7440-23-5	Sodium, Total	39.9	224	3.52	J
7440-28-0	Thallium, Total	ND	2.24	0.352	U
7440-62-2	Vanadium, Total	19.5	1.12	0.227	
7440-66-6	Zinc, Total	55.3	5.60	0.328	

Form 1
METALS

Client	: C&S Companies	Lab Number	: L2376309
Project Name	: AMHERST CENTRAL PARK STATION	Project Number	: H22.009.003
Lab ID	: L2376309-04	Date Collected	: 12/27/23 12:20
Client ID	: SB-03-B	Date Received	: 12/27/23
Sample Location	:	Date Analyzed	: 01/02/24 12:27
Sample Matrix	: SOIL	Dilution Factor	: 2
Analytical Method	: 1,6010D	Analyst	: DHL
Lab File ID	: WG1869972.pdf	Instrument ID	: TRACE9
Sample Amount	: 1.273g	%Solids	: 72
Digestion Method	: EPA 3050B	Date Digested	: 12/29/23

		mg/kg			
CAS NO.	Parameter	Results	RL	MDL	Qualifier
7429-90-5	Aluminum, Total	11500	10.9	2.95	
7440-36-0	Antimony, Total	ND	5.47	0.416	U
7440-38-2	Arsenic, Total	4.54	1.09	0.228	
7440-39-3	Barium, Total	69.1	1.09	0.190	
7440-41-7	Beryllium, Total	0.516	0.547	0.036	J
7440-43-9	Cadmium, Total	0.128	1.09	0.107	J
7440-70-2	Calcium, Total	2330	10.9	3.83	
7440-47-3	Chromium, Total	12.4	1.09	0.105	
7440-48-4	Cobalt, Total	5.70	2.19	0.182	
7440-50-8	Copper, Total	9.40	1.09	0.282	
7439-89-6	Iron, Total	17300	5.47	0.988	
7439-92-1	Lead, Total	37.2	5.47	0.293	
7439-95-4	Magnesium, Total	2540	10.9	1.68	
7439-96-5	Manganese, Total	219	1.09	0.174	
7440-02-0	Nickel, Total	11.3	2.74	0.265	
7440-09-7	Potassium, Total	503	274	15.8	
7782-49-2	Selenium, Total	0.371	2.19	0.282	J
7440-22-4	Silver, Total	0.325	0.547	0.310	J
7440-23-5	Sodium, Total	49.2	219	3.45	J
7440-28-0	Thallium, Total	ND	2.19	0.345	U
7440-62-2	Vanadium, Total	23.2	1.09	0.222	
7440-66-6	Zinc, Total	59.5	5.47	0.320	

Form 1
METALS

Client	: C&S Companies	Lab Number	: L2376309
Project Name	: AMHERST CENTRAL PARK STATION	Project Number	: H22.009.003
Lab ID	: L2376309-05	Date Collected	: 12/27/23 12:15
Client ID	: SB-04-A	Date Received	: 12/27/23
Sample Location	:	Date Analyzed	: 01/02/24 16:43
Sample Matrix	: SOIL	Dilution Factor	: 2
Analytical Method	: 1,6010D	Analyst	: TAA
Lab File ID	: WG1869976.pdf	Instrument ID	: TRACE7
Sample Amount	: 1.277g	%Solids	: 74
Digestion Method	: EPA 3050B	Date Digested	: 12/28/23

		mg/kg			
CAS NO.	Parameter	Results	RL	MDL	Qualifier
7429-90-5	Aluminum, Total	9720	10.6	2.86	
7440-36-0	Antimony, Total	ND	5.30	0.403	U
7440-38-2	Arsenic, Total	5.89	1.06	0.221	
7440-39-3	Barium, Total	73.6	1.06	0.185	
7440-41-7	Beryllium, Total	0.595	0.530	0.035	
7440-43-9	Cadmium, Total	0.797	1.06	0.104	J
7440-70-2	Calcium, Total	44400	10.6	3.71	
7440-47-3	Chromium, Total	16.7	1.06	0.102	
7440-48-4	Cobalt, Total	6.91	2.12	0.176	
7440-50-8	Copper, Total	115	1.06	0.274	
7439-89-6	Iron, Total	18000	5.30	0.958	
7439-92-1	Lead, Total	56.1	5.30	0.284	
7439-95-4	Magnesium, Total	12800	10.6	1.63	
7439-96-5	Manganese, Total	503	1.06	0.169	
7440-02-0	Nickel, Total	20.0	2.65	0.257	
7440-09-7	Potassium, Total	827	265	15.3	
7782-49-2	Selenium, Total	ND	2.12	0.274	U
7440-22-4	Silver, Total	ND	0.530	0.300	U
7440-23-5	Sodium, Total	98.2	212	3.34	J
7440-28-0	Thallium, Total	ND	2.12	0.334	U
7440-62-2	Vanadium, Total	19.6	1.06	0.215	
7440-66-6	Zinc, Total	112	5.30	0.311	

Form 1
METALS

Client	: C&S Companies	Lab Number	: L2376309
Project Name	: AMHERST CENTRAL PARK STATION	Project Number	: H22.009.003
Lab ID	: L2376309-06	Date Collected	: 12/27/23 12:15
Client ID	: SB-04-B	Date Received	: 12/27/23
Sample Location	:	Date Analyzed	: 01/02/24 16:48
Sample Matrix	: SOIL	Dilution Factor	: 2
Analytical Method	: 1,6010D	Analyst	: TAA
Lab File ID	: WG1869976.pdf	Instrument ID	: TRACE7
Sample Amount	: 1.263g	%Solids	: 89
Digestion Method	: EPA 3050B	Date Digested	: 12/28/23

		mg/kg			
CAS NO.	Parameter	Results	RL	MDL	Qualifier
7429-90-5	Aluminum, Total	4840	8.92	2.41	
7440-36-0	Antimony, Total	ND	4.46	0.339	U
7440-38-2	Arsenic, Total	4.76	0.892	0.185	
7440-39-3	Barium, Total	81.5	0.892	0.155	
7440-41-7	Beryllium, Total	0.298	0.446	0.029	J
7440-43-9	Cadmium, Total	0.999	0.892	0.087	
7440-47-3	Chromium, Total	10.9	0.892	0.086	
7440-48-4	Cobalt, Total	4.72	1.78	0.148	
7440-50-8	Copper, Total	17.5	0.892	0.230	
7439-89-6	Iron, Total	11600	4.46	0.805	
7439-92-1	Lead, Total	51.1	4.46	0.239	
7439-95-4	Magnesium, Total	44800	8.92	1.37	
7439-96-5	Manganese, Total	535	0.892	0.142	
7440-02-0	Nickel, Total	12.6	2.23	0.216	
7440-09-7	Potassium, Total	470	223	12.8	
7782-49-2	Selenium, Total	ND	1.78	0.230	U
7440-22-4	Silver, Total	ND	0.446	0.252	U
7440-23-5	Sodium, Total	132	178	2.81	J
7440-28-0	Thallium, Total	ND	1.78	0.281	U
7440-62-2	Vanadium, Total	11.9	0.892	0.181	
7440-66-6	Zinc, Total	226	4.46	0.261	

Form 1
METALS

Client	: C&S Companies	**Lab Number**	: L2376309
Project Name	: AMHERST CENTRAL PARK STATION	**Project Number**	: H22.009.003
Lab ID	: L2376309-06	**Date Collected**	: 12/27/23 12:15
Client ID	: SB-04-B	**Date Received**	: 12/27/23
Sample Location	:	**Date Analyzed**	: 01/02/24 20:06
Sample Matrix	: SOIL	**Dilution Factor**	: 20
Analytical Method	: 1,6010D	**Analyst**	: TAA
Lab File ID	: WG1869976.pdf	**Instrument ID**	: TRACE7
Sample Amount	: 1.263g	**%Solids**	: 89
Digestion Method	: EPA 3050B	**Date Digested**	: 12/28/23

		mg/kg			
CAS NO.	**Parameter**	**Results**	**RL**	**MDL**	**Qualifier**
7440-70-2	Calcium, Total	97200	89.2	31.2	

Form 1
METALS

Client	: C&S Companies	Lab Number	: L2376309
Project Name	: AMHERST CENTRAL PARK STATION	Project Number	: H22.009.003
Lab ID	: L2376309-07	Date Collected	: 12/27/23 12:45
Client ID	: SB-05-A	Date Received	: 12/27/23
Sample Location	:	Date Analyzed	: 01/02/24 17:32
Sample Matrix	: SOIL	Dilution Factor	: 2
Analytical Method	: 1,6010D	Analyst	: TAA
Lab File ID	: WG1869976.pdf	Instrument ID	: TRACE7
Sample Amount	: 1.253g	%Solids	: 61
Digestion Method	: EPA 3050B	Date Digested	: 12/28/23

		mg/kg			
CAS NO.	Parameter	Results	RL	MDL	Qualifier
7429-90-5	Aluminum, Total	9290	13.0	3.52	
7440-36-0	Antimony, Total	ND	6.52	0.496	U
7440-38-2	Arsenic, Total	5.21	1.30	0.271	
7440-39-3	Barium, Total	72.0	1.30	0.227	
7440-41-7	Beryllium, Total	0.556	0.652	0.043	J
7440-43-9	Cadmium, Total	0.601	1.30	0.128	J
7440-70-2	Calcium, Total	2900	13.0	4.56	
7440-47-3	Chromium, Total	14.5	1.30	0.125	
7440-48-4	Cobalt, Total	4.78	2.61	0.216	
7440-50-8	Copper, Total	11.1	1.30	0.336	
7439-89-6	Iron, Total	17700	6.52	1.18	
7439-92-1	Lead, Total	32.1	6.52	0.349	
7439-95-4	Magnesium, Total	2590	13.0	2.01	
7439-96-5	Manganese, Total	347	1.30	0.207	
7440-02-0	Nickel, Total	12.5	3.26	0.316	
7440-09-7	Potassium, Total	654	326	18.8	
7782-49-2	Selenium, Total	ND	2.61	0.336	U
7440-22-4	Silver, Total	ND	0.652	0.369	U
7440-23-5	Sodium, Total	33.2	261	4.11	J
7440-28-0	Thallium, Total	ND	2.61	0.411	U
7440-62-2	Vanadium, Total	21.9	1.30	0.265	
7440-66-6	Zinc, Total	71.0	6.52	0.382	

Form 1
METALS

Client	: C&S Companies	Lab Number	: L2376309
Project Name	: AMHERST CENTRAL PARK STATION	Project Number	: H22.009.003
Lab ID	: L2376309-08	Date Collected	: 12/27/23 12:45
Client ID	: SB-05-B	Date Received	: 12/27/23
Sample Location	:	Date Analyzed	: 01/02/24 17:37
Sample Matrix	: SOIL	Dilution Factor	: 2
Analytical Method	: 1,6010D	Analyst	: TAA
Lab File ID	: WG1869976.pdf	Instrument ID	: TRACE7
Sample Amount	: 1.279g	%Solids	: 66
Digestion Method	: EPA 3050B	Date Digested	: 12/28/23

		mg/kg			
CAS NO.	Parameter	Results	RL	MDL	Qualifier
7429-90-5	Aluminum, Total	12500	11.8	3.18	
7440-36-0	Antimony, Total	ND	5.90	0.448	U
7440-38-2	Arsenic, Total	5.68	1.18	0.245	
7440-39-3	Barium, Total	95.3	1.18	0.205	
7440-41-7	Beryllium, Total	0.691	0.590	0.039	
7440-43-9	Cadmium, Total	0.610	1.18	0.116	J
7440-70-2	Calcium, Total	2210	11.8	4.13	
7440-47-3	Chromium, Total	19.3	1.18	0.113	
7440-48-4	Cobalt, Total	7.95	2.36	0.196	
7440-50-8	Copper, Total	12.4	1.18	0.304	
7439-89-6	Iron, Total	21600	5.90	1.06	
7439-92-1	Lead, Total	13.5	5.90	0.316	
7439-95-4	Magnesium, Total	3650	11.8	1.82	
7439-96-5	Manganese, Total	478	1.18	0.188	
7440-02-0	Nickel, Total	16.8	2.95	0.285	
7440-09-7	Potassium, Total	587	295	17.0	
7782-49-2	Selenium, Total	ND	2.36	0.304	U
7440-22-4	Silver, Total	ND	0.590	0.334	U
7440-23-5	Sodium, Total	45.2	236	3.71	J
7440-28-0	Thallium, Total	ND	2.36	0.371	U
7440-62-2	Vanadium, Total	29.1	1.18	0.239	
7440-66-6	Zinc, Total	62.8	5.90	0.346	

Form 1
METALS

Client	: C&S Companies	Lab Number	: L2376309
Project Name	: AMHERST CENTRAL PARK STATION	Project Number	: H22.009.003
Lab ID	: L2376309-09	Date Collected	: 12/27/23 13:05
Client ID	: SB-06-A	Date Received	: 12/27/23
Sample Location	:	Date Analyzed	: 01/02/24 17:41
Sample Matrix	: SOIL	Dilution Factor	: 2
Analytical Method	: 1,6010D	Analyst	: TAA
Lab File ID	: WG1869976.pdf	Instrument ID	: TRACE7
Sample Amount	: 1.271g	%Solids	: 67
Digestion Method	: EPA 3050B	Date Digested	: 12/28/23

		mg/kg			
CAS NO.	Parameter	Results	RL	MDL	Qualifier
7429-90-5	Aluminum, Total	11900	11.7	3.16	
7440-36-0	Antimony, Total	ND	5.84	0.444	U
7440-38-2	Arsenic, Total	3.39	1.17	0.243	
7440-39-3	Barium, Total	53.0	1.17	0.203	
7440-41-7	Beryllium, Total	0.407	0.584	0.039	J
7440-43-9	Cadmium, Total	0.773	1.17	0.114	J
7440-70-2	Calcium, Total	7060	11.7	4.09	
7440-47-3	Chromium, Total	33.2	1.17	0.112	
7440-48-4	Cobalt, Total	11.1	2.34	0.194	
7440-50-8	Copper, Total	46.4	1.17	0.302	
7439-89-6	Iron, Total	23000	5.84	1.06	
7439-92-1	Lead, Total	24.1	5.84	0.313	
7439-95-4	Magnesium, Total	9270	11.7	1.80	
7439-96-5	Manganese, Total	352	1.17	0.186	
7440-02-0	Nickel, Total	22.9	2.92	0.283	
7440-09-7	Potassium, Total	717	292	16.8	
7782-49-2	Selenium, Total	ND	2.34	0.302	U
7440-22-4	Silver, Total	ND	0.584	0.331	U
7440-23-5	Sodium, Total	39.6	234	3.68	J
7440-28-0	Thallium, Total	ND	2.34	0.368	U
7440-62-2	Vanadium, Total	30.7	1.17	0.237	
7440-66-6	Zinc, Total	113	5.84	0.342	

Form 1
METALS

Client	: C&S Companies	Lab Number	: L2376309
Project Name	: AMHERST CENTRAL PARK STATION	Project Number	: H22.009.003
Lab ID	: L2376309-10	Date Collected	: 12/27/23 13:05
Client ID	: SB-06-B	Date Received	: 12/27/23
Sample Location	:	Date Analyzed	: 01/02/24 17:46
Sample Matrix	: SOIL	Dilution Factor	: 2
Analytical Method	: 1,6010D	Analyst	: TAA
Lab File ID	: WG1869976.pdf	Instrument ID	: TRACE7
Sample Amount	: 1.3g	%Solids	: 79
Digestion Method	: EPA 3050B	Date Digested	: 12/28/23

		mg/kg			
CAS NO.	Parameter	Results	RL	MDL	Qualifier
7429-90-5	Aluminum, Total	11700	9.76	2.64	
7440-36-0	Antimony, Total	ND	4.88	0.371	U
7440-38-2	Arsenic, Total	4.95	0.976	0.203	
7440-39-3	Barium, Total	79.7	0.976	0.170	
7440-41-7	Beryllium, Total	0.601	0.488	0.032	
7440-43-9	Cadmium, Total	0.710	0.976	0.096	J
7440-70-2	Calcium, Total	3500	9.76	3.42	
7440-47-3	Chromium, Total	18.9	0.976	0.094	
7440-48-4	Cobalt, Total	9.81	1.95	0.162	
7440-50-8	Copper, Total	19.8	0.976	0.252	
7439-89-6	Iron, Total	21900	4.88	0.881	
7439-92-1	Lead, Total	14.7	4.88	0.262	
7439-95-4	Magnesium, Total	4600	9.76	1.50	
7439-96-5	Manganese, Total	617	0.976	0.155	
7440-02-0	Nickel, Total	19.4	2.44	0.236	
7440-09-7	Potassium, Total	660	244	14.0	
7782-49-2	Selenium, Total	ND	1.95	0.252	U
7440-22-4	Silver, Total	ND	0.488	0.276	U
7440-23-5	Sodium, Total	51.4	195	3.07	J
7440-28-0	Thallium, Total	ND	1.95	0.307	U
7440-62-2	Vanadium, Total	26.0	0.976	0.198	
7440-66-6	Zinc, Total	63.8	4.88	0.286	

Form 1
METALS

Client	: C&S Companies	Lab Number	: L2376309
Project Name	: AMHERST CENTRAL PARK STATION	Project Number	: H22.009.003
Lab ID	: L2376309-11	Date Collected	: 12/27/23 13:15
Client ID	: SB-07-A	Date Received	: 12/27/23
Sample Location	:	Date Analyzed	: 01/02/24 17:51
Sample Matrix	: SOIL	Dilution Factor	: 2
Analytical Method	: 1,6010D	Analyst	: TAA
Lab File ID	: WG1869976.pdf	Instrument ID	: TRACE7
Sample Amount	: 1.281g	%Solids	: 77
Digestion Method	: EPA 3050B	Date Digested	: 12/28/23

		mg/kg			
CAS NO.	Parameter	Results	RL	MDL	Qualifier
7429-90-5	Aluminum, Total	7500	10.2	2.75	
7440-36-0	Antimony, Total	ND	5.10	0.387	U
7440-38-2	Arsenic, Total	6.46	1.02	0.212	
7440-39-3	Barium, Total	63.6	1.02	0.177	
7440-41-7	Beryllium, Total	0.397	0.510	0.034	J
7440-43-9	Cadmium, Total	0.510	1.02	0.100	J
7440-70-2	Calcium, Total	6260	10.2	3.57	
7440-47-3	Chromium, Total	12.7	1.02	0.098	
7440-48-4	Cobalt, Total	4.51	2.04	0.169	
7440-50-8	Copper, Total	15.7	1.02	0.263	
7439-89-6	Iron, Total	13200	5.10	0.920	
7439-92-1	Lead, Total	48.8	5.10	0.273	
7439-95-4	Magnesium, Total	3910	10.2	1.57	
7439-96-5	Manganese, Total	233	1.02	0.162	
7440-02-0	Nickel, Total	12.0	2.55	0.247	
7440-09-7	Potassium, Total	522	255	14.7	
7782-49-2	Selenium, Total	ND	2.04	0.263	U
7440-22-4	Silver, Total	ND	0.510	0.288	U
7440-23-5	Sodium, Total	39.5	204	3.21	J
7440-28-0	Thallium, Total	ND	2.04	0.321	U
7440-62-2	Vanadium, Total	16.0	1.02	0.207	
7440-66-6	Zinc, Total	69.5	5.10	0.298	

Form 1
METALS

Client	: C&S Companies	Lab Number	: L2376309
Project Name	: AMHERST CENTRAL PARK STATION	Project Number	: H22.009.003
Lab ID	: L2376309-12	Date Collected	: 12/27/23 13:15
Client ID	: SB-07-B	Date Received	: 12/27/23
Sample Location	:	Date Analyzed	: 01/02/24 17:56
Sample Matrix	: SOIL	Dilution Factor	: 2
Analytical Method	: 1,6010D	Analyst	: TAA
Lab File ID	: WG1869976.pdf	Instrument ID	: TRACE7
Sample Amount	: 1.289g	%Solids	: 81
Digestion Method	: EPA 3050B	Date Digested	: 12/28/23

		mg/kg			
CAS NO.	Parameter	Results	RL	MDL	Qualifier
7429-90-5	Aluminum, Total	8740	9.54	2.58	
7440-36-0	Antimony, Total	ND	4.77	0.363	U
7440-38-2	Arsenic, Total	5.76	0.954	0.198	
7440-39-3	Barium, Total	74.6	0.954	0.166	
7440-41-7	Beryllium, Total	0.459	0.477	0.032	J
7440-43-9	Cadmium, Total	0.547	0.954	0.094	J
7440-70-2	Calcium, Total	13200	9.54	3.34	
7440-47-3	Chromium, Total	12.1	0.954	0.092	
7440-48-4	Cobalt, Total	5.66	1.91	0.158	
7440-50-8	Copper, Total	12.2	0.954	0.246	
7439-89-6	Iron, Total	14400	4.77	0.862	
7439-92-1	Lead, Total	37.7	4.77	0.256	
7439-95-4	Magnesium, Total	5470	9.54	1.47	
7439-96-5	Manganese, Total	370	0.954	0.152	
7440-02-0	Nickel, Total	12.8	2.38	0.231	
7440-09-7	Potassium, Total	516	238	13.7	
7782-49-2	Selenium, Total	ND	1.91	0.246	U
7440-22-4	Silver, Total	ND	0.477	0.270	U
7440-23-5	Sodium, Total	52.8	191	3.00	J
7440-28-0	Thallium, Total	ND	1.91	0.300	U
7440-62-2	Vanadium, Total	17.0	0.954	0.194	
7440-66-6	Zinc, Total	61.4	4.77	0.280	

Form 1
METALS

Client	: C&S Companies	Lab Number	: L2376309
Project Name	: AMHERST CENTRAL PARK STATION	Project Number	: H22.009.003
Lab ID	: L2376309-13	Date Collected	: 12/27/23 13:40
Client ID	: SB-09-A	Date Received	: 12/27/23
Sample Location	:	Date Analyzed	: 01/02/24 18:00
Sample Matrix	: SOIL	Dilution Factor	: 2
Analytical Method	: 1,6010D	Analyst	: TAA
Lab File ID	: WG1869976.pdf	Instrument ID	: TRACE7
Sample Amount	: 1.307g	%Solids	: 64
Digestion Method	: EPA 3050B	Date Digested	: 12/28/23

		mg/kg			
CAS NO.	Parameter	Results	RL	MDL	Qualifier
7429-90-5	Aluminum, Total	11500	11.9	3.22	
7440-36-0	Antimony, Total	ND	5.96	0.453	U
7440-38-2	Arsenic, Total	5.08	1.19	0.248	
7440-39-3	Barium, Total	66.5	1.19	0.207	
7440-41-7	Beryllium, Total	0.541	0.596	0.039	J
7440-43-9	Cadmium, Total	0.676	1.19	0.117	J
7440-70-2	Calcium, Total	4060	11.9	4.17	
7440-47-3	Chromium, Total	16.3	1.19	0.114	
7440-48-4	Cobalt, Total	6.64	2.38	0.198	
7440-50-8	Copper, Total	19.2	1.19	0.307	
7439-89-6	Iron, Total	18900	5.96	1.08	
7439-92-1	Lead, Total	28.9	5.96	0.319	
7439-95-4	Magnesium, Total	3800	11.9	1.84	
7439-96-5	Manganese, Total	333	1.19	0.189	
7440-02-0	Nickel, Total	14.5	2.98	0.288	
7440-09-7	Potassium, Total	493	298	17.2	
7782-49-2	Selenium, Total	ND	2.38	0.307	U
7440-22-4	Silver, Total	ND	0.596	0.337	U
7440-23-5	Sodium, Total	42.3	238	3.75	J
7440-28-0	Thallium, Total	ND	2.38	0.375	U
7440-62-2	Vanadium, Total	24.3	1.19	0.242	
7440-66-6	Zinc, Total	80.4	5.96	0.349	

Form 1
METALS

Client	: C&S Companies	Lab Number	: L2376309
Project Name	: AMHERST CENTRAL PARK STATION	Project Number	: H22.009.003
Lab ID	: L2376309-14	Date Collected	: 12/27/23 13:40
Client ID	: SB-09-B	Date Received	: 12/27/23
Sample Location	:	Date Analyzed	: 01/02/24 18:05
Sample Matrix	: SOIL	Dilution Factor	: 2
Analytical Method	: 1,6010D	Analyst	: TAA
Lab File ID	: WG1869976.pdf	Instrument ID	: TRACE7
Sample Amount	: 1.272g	%Solids	: 76
Digestion Method	: EPA 3050B	Date Digested	: 12/28/23

		mg/kg			
CAS NO.	Parameter	Results	RL	MDL	Qualifier
7429-90-5	Aluminum, Total	9500	10.4	2.80	
7440-36-0	Antimony, Total	ND	5.18	0.394	U
7440-38-2	Arsenic, Total	4.24	1.04	0.216	
7440-39-3	Barium, Total	48.7	1.04	0.180	
7440-41-7	Beryllium, Total	0.406	0.518	0.034	J
7440-43-9	Cadmium, Total	1.09	1.04	0.102	
7440-70-2	Calcium, Total	3670	10.4	3.63	
7440-47-3	Chromium, Total	17.7	1.04	0.100	
7440-48-4	Cobalt, Total	7.19	2.07	0.172	
7440-50-8	Copper, Total	21.5	1.04	0.268	
7439-89-6	Iron, Total	16600	5.18	0.936	
7439-92-1	Lead, Total	21.9	5.18	0.278	
7439-95-4	Magnesium, Total	4300	10.4	1.60	
7439-96-5	Manganese, Total	270	1.04	0.165	
7440-02-0	Nickel, Total	14.5	2.59	0.251	
7440-09-7	Potassium, Total	596	259	14.9	
7782-49-2	Selenium, Total	2.53	2.07	0.268	
7440-22-4	Silver, Total	ND	0.518	0.294	U
7440-23-5	Sodium, Total	85.3	207	3.27	J
7440-28-0	Thallium, Total	ND	2.07	0.327	U
7440-62-2	Vanadium, Total	21.9	1.04	0.210	
7440-66-6	Zinc, Total	80.6	5.18	0.304	

Form 1
METALS

Client	: C&S Companies	Lab Number	: L2376309
Project Name	: AMHERST CENTRAL PARK STATION	Project Number	: H22.009.003
Lab ID	: L2376309-15	Date Collected	: 12/27/23 13:22
Client ID	: SB-10-A	Date Received	: 12/27/23
Sample Location	:	Date Analyzed	: 01/02/24 18:10
Sample Matrix	: SOIL	Dilution Factor	: 2
Analytical Method	: 1,6010D	Analyst	: TAA
Lab File ID	: WG1869976.pdf	Instrument ID	: TRACE7
Sample Amount	: 1.263g	%Solids	: 56
Digestion Method	: EPA 3050B	Date Digested	: 12/28/23

		mg/kg			
CAS NO.	Parameter	Results	RL	MDL	Qualifier
7429-90-5	Aluminum, Total	10100	14.1	3.80	
7440-36-0	Antimony, Total	ND	7.04	0.535	U
7440-38-2	Arsenic, Total	5.92	1.41	0.293	
7440-39-3	Barium, Total	66.4	1.41	0.245	
7440-41-7	Beryllium, Total	0.498	0.704	0.047	J
7440-43-9	Cadmium, Total	0.561	1.41	0.138	J
7440-70-2	Calcium, Total	2660	14.1	4.93	
7440-47-3	Chromium, Total	12.8	1.41	0.135	
7440-48-4	Cobalt, Total	4.13	2.82	0.234	
7440-50-8	Copper, Total	9.88	1.41	0.363	
7439-89-6	Iron, Total	17500	7.04	1.27	
7439-92-1	Lead, Total	27.7	7.04	0.378	
7439-95-4	Magnesium, Total	2150	14.1	2.17	
7439-96-5	Manganese, Total	99.1	1.41	0.224	
7440-02-0	Nickel, Total	10.5	3.52	0.341	
7440-09-7	Potassium, Total	435	352	20.3	
7782-49-2	Selenium, Total	ND	2.82	0.363	U
7440-22-4	Silver, Total	ND	0.704	0.399	U
7440-23-5	Sodium, Total	74.3	282	4.44	J
7440-28-0	Thallium, Total	ND	2.82	0.444	U
7440-62-2	Vanadium, Total	20.8	1.41	0.286	
7440-66-6	Zinc, Total	45.8	7.04	0.413	

Form 1
METALS

Client	: C&S Companies	Lab Number	: L2376309
Project Name	: AMHERST CENTRAL PARK STATION	Project Number	: H22.009.003
Lab ID	: L2376309-16	Date Collected	: 12/27/23 13:22
Client ID	: SB-10-B	Date Received	: 12/27/23
Sample Location	:	Date Analyzed	: 01/02/24 18:14
Sample Matrix	: SOIL	Dilution Factor	: 2
Analytical Method	: 1,6010D	Analyst	: TAA
Lab File ID	: WG1869976.pdf	Instrument ID	: TRACE7
Sample Amount	: 1.279g	%Solids	: 78
Digestion Method	: EPA 3050B	Date Digested	: 12/28/23

		mg/kg			
CAS NO.	Parameter	Results	RL	MDL	Qualifier
7429-90-5	Aluminum, Total	14100	10.1	2.72	
7440-36-0	Antimony, Total	ND	5.03	0.382	U
7440-38-2	Arsenic, Total	6.71	1.01	0.209	
7440-39-3	Barium, Total	113	1.01	0.175	
7440-41-7	Beryllium, Total	1.07	0.503	0.033	
7440-43-9	Cadmium, Total	0.812	1.01	0.099	J
7440-70-2	Calcium, Total	2100	10.1	3.52	
7440-47-3	Chromium, Total	19.1	1.01	0.097	
7440-48-4	Cobalt, Total	21.3	2.01	0.167	
7440-50-8	Copper, Total	19.3	1.01	0.260	
7439-89-6	Iron, Total	29400	5.03	0.909	
7439-92-1	Lead, Total	16.0	5.03	0.270	
7439-95-4	Magnesium, Total	3850	10.1	1.55	
7439-96-5	Manganese, Total	1080	1.01	0.160	
7440-02-0	Nickel, Total	22.5	2.52	0.244	
7440-09-7	Potassium, Total	665	252	14.5	
7782-49-2	Selenium, Total	ND	2.01	0.260	U
7440-22-4	Silver, Total	ND	0.503	0.285	U
7440-23-5	Sodium, Total	85.3	201	3.17	J
7440-28-0	Thallium, Total	ND	2.01	0.317	U
7440-62-2	Vanadium, Total	30.3	1.01	0.204	
7440-66-6	Zinc, Total	59.9	5.03	0.295	

Form 1
METALS

Client	: C&S Companies	Lab Number	: L2376309
Project Name	: AMHERST CENTRAL PARK STATION	Project Number	: H22.009.003
Lab ID	: L2376309-17	Date Collected	: 12/27/23 13:50
Client ID	: SB-11-A	Date Received	: 12/27/23
Sample Location	:	Date Analyzed	: 01/02/24 19:33
Sample Matrix	: SOIL	Dilution Factor	: 2
Analytical Method	: 1,6010D	Analyst	: TAA
Lab File ID	: WG1869976.pdf	Instrument ID	: TRACE7
Sample Amount	: 1.266g	%Solids	: 76
Digestion Method	: EPA 3050B	Date Digested	: 12/28/23

		mg/kg			
CAS NO.	Parameter	Results	RL	MDL	Qualifier
7429-90-5	Aluminum, Total	9170	10.4	2.82	
7440-36-0	Antimony, Total	ND	5.22	0.397	U
7440-38-2	Arsenic, Total	4.16	1.04	0.217	
7440-39-3	Barium, Total	52.2	1.04	0.182	
7440-41-7	Beryllium, Total	0.430	0.522	0.035	J
7440-43-9	Cadmium, Total	0.661	1.04	0.102	J
7440-70-2	Calcium, Total	4330	10.4	3.66	
7440-47-3	Chromium, Total	13.4	1.04	0.100	
7440-48-4	Cobalt, Total	4.99	2.09	0.173	
7440-50-8	Copper, Total	12.5	1.04	0.270	
7439-89-6	Iron, Total	14800	5.22	0.943	
7439-92-1	Lead, Total	23.3	5.22	0.280	
7439-95-4	Magnesium, Total	3140	10.4	1.61	
7439-96-5	Manganese, Total	146	1.04	0.166	
7440-02-0	Nickel, Total	12.3	2.61	0.253	
7440-09-7	Potassium, Total	551	261	15.0	
7782-49-2	Selenium, Total	0.327	2.09	0.270	J
7440-22-4	Silver, Total	ND	0.522	0.296	U
7440-23-5	Sodium, Total	47.3	209	3.29	J
7440-28-0	Thallium, Total	ND	2.09	0.329	U
7440-62-2	Vanadium, Total	20.1	1.04	0.212	
7440-66-6	Zinc, Total	65.0	5.22	0.306	

Form 1
METALS

Client	: C&S Companies	Lab Number	: L2376309
Project Name	: AMHERST CENTRAL PARK STATION	Project Number	: H22.009.003
Lab ID	: L2376309-18	Date Collected	: 12/27/23 13:50
Client ID	: SB-11-B	Date Received	: 12/27/23
Sample Location	:	Date Analyzed	: 01/02/24 19:38
Sample Matrix	: SOIL	Dilution Factor	: 2
Analytical Method	: 1,6010D	Analyst	: TAA
Lab File ID	: WG1869976.pdf	Instrument ID	: TRACE7
Sample Amount	: 1.251g	%Solids	: 76
Digestion Method	: EPA 3050B	Date Digested	: 12/28/23

		mg/kg			
CAS NO.	Parameter	Results	RL	MDL	Qualifier
7429-90-5	Aluminum, Total	16300	10.5	2.83	
7440-36-0	Antimony, Total	0.406	5.24	0.399	J
7440-38-2	Arsenic, Total	5.49	1.05	0.218	
7440-39-3	Barium, Total	67.2	1.05	0.182	
7440-41-7	Beryllium, Total	0.589	0.524	0.035	
7440-43-9	Cadmium, Total	0.563	1.05	0.103	J
7440-70-2	Calcium, Total	2180	10.5	3.67	
7440-47-3	Chromium, Total	19.2	1.05	0.101	
7440-48-4	Cobalt, Total	8.40	2.10	0.174	
7440-50-8	Copper, Total	11.9	1.05	0.271	
7439-89-6	Iron, Total	27800	5.24	0.947	
7439-92-1	Lead, Total	14.5	5.24	0.281	
7439-95-4	Magnesium, Total	3760	10.5	1.62	
7439-96-5	Manganese, Total	373	1.05	0.167	
7440-02-0	Nickel, Total	17.2	2.62	0.254	
7440-09-7	Potassium, Total	566	262	15.1	
7782-49-2	Selenium, Total	ND	2.10	0.271	U
7440-22-4	Silver, Total	ND	0.524	0.297	U
7440-23-5	Sodium, Total	67.9	210	3.30	J
7440-28-0	Thallium, Total	ND	2.10	0.330	U
7440-62-2	Vanadium, Total	30.8	1.05	0.213	
7440-66-6	Zinc, Total	51.2	5.24	0.307	

Form 1
METALS

Client	: C&S Companies	Lab Number	: L2376309
Project Name	: AMHERST CENTRAL PARK STATION	Project Number	: H22.009.003
Lab ID	: L2376309-19	Date Collected	: 12/27/23 13:30
Client ID	: SB-15-A	Date Received	: 12/27/23
Sample Location	:	Date Analyzed	: 01/02/24 19:42
Sample Matrix	: SOIL	Dilution Factor	: 2
Analytical Method	: 1,6010D	Analyst	: TAA
Lab File ID	: WG1869976.pdf	Instrument ID	: TRACE7
Sample Amount	: 1.257g	%Solids	: 72
Digestion Method	: EPA 3050B	Date Digested	: 12/28/23

		mg/kg			
CAS NO.	Parameter	Results	RL	MDL	Qualifier
7429-90-5	Aluminum, Total	12600	11.1	2.99	
7440-36-0	Antimony, Total	ND	5.53	0.420	U
7440-38-2	Arsenic, Total	4.90	1.11	0.230	
7440-39-3	Barium, Total	91.5	1.11	0.192	
7440-41-7	Beryllium, Total	0.625	0.553	0.037	
7440-43-9	Cadmium, Total	0.525	1.11	0.108	J
7440-70-2	Calcium, Total	17400	11.1	3.87	
7440-47-3	Chromium, Total	17.0	1.11	0.106	
7440-48-4	Cobalt, Total	7.15	2.21	0.184	
7440-50-8	Copper, Total	14.5	1.11	0.285	
7439-89-6	Iron, Total	21000	5.53	0.999	
7439-92-1	Lead, Total	22.4	5.53	0.296	
7439-95-4	Magnesium, Total	7380	11.1	1.70	
7439-96-5	Manganese, Total	249	1.11	0.176	
7440-02-0	Nickel, Total	18.6	2.77	0.268	
7440-09-7	Potassium, Total	832	277	15.9	
7782-49-2	Selenium, Total	ND	2.21	0.285	U
7440-22-4	Silver, Total	ND	0.553	0.313	U
7440-23-5	Sodium, Total	83.8	221	3.48	J
7440-28-0	Thallium, Total	ND	2.21	0.348	U
7440-62-2	Vanadium, Total	24.6	1.11	0.225	
7440-66-6	Zinc, Total	59.0	5.53	0.324	

Form 1
METALS

Client	: C&S Companies	Lab Number	: L2376309
Project Name	: AMHERST CENTRAL PARK STATION	Project Number	: H22.009.003
Lab ID	: L2376309-20	Date Collected	: 12/27/23 13:30
Client ID	: SB-15-B	Date Received	: 12/27/23
Sample Location	:	Date Analyzed	: 01/02/24 19:47
Sample Matrix	: SOIL	Dilution Factor	: 2
Analytical Method	: 1,6010D	Analyst	: TAA
Lab File ID	: WG1869976.pdf	Instrument ID	: TRACE7
Sample Amount	: 1.285g	%Solids	: 72
Digestion Method	: EPA 3050B	Date Digested	: 12/28/23

		mg/kg			
CAS NO.	Parameter	Results	RL	MDL	Qualifier
7429-90-5	Aluminum, Total	14600	10.7	2.90	
7440-36-0	Antimony, Total	ND	5.37	0.408	U
7440-38-2	Arsenic, Total	5.55	1.07	0.224	
7440-39-3	Barium, Total	101	1.07	0.187	
7440-41-7	Beryllium, Total	0.910	0.537	0.036	
7440-43-9	Cadmium, Total	0.659	1.07	0.105	J
7440-70-2	Calcium, Total	10100	10.7	3.76	
7440-47-3	Chromium, Total	17.6	1.07	0.103	
7440-48-4	Cobalt, Total	17.4	2.15	0.178	
7440-50-8	Copper, Total	14.1	1.07	0.277	
7439-89-6	Iron, Total	23600	5.37	0.971	
7439-92-1	Lead, Total	25.1	5.37	0.288	
7439-95-4	Magnesium, Total	5280	10.7	1.66	
7439-96-5	Manganese, Total	606	1.07	0.171	
7440-02-0	Nickel, Total	18.8	2.69	0.260	
7440-09-7	Potassium, Total	779	269	15.5	
7782-49-2	Selenium, Total	ND	2.15	0.277	U
7440-22-4	Silver, Total	ND	0.537	0.304	U
7440-23-5	Sodium, Total	86.7	215	3.38	J
7440-28-0	Thallium, Total	ND	2.15	0.338	U
7440-62-2	Vanadium, Total	27.4	1.07	0.218	
7440-66-6	Zinc, Total	60.3	5.37	0.315	

Form 1
METALS

Client	: C&S Companies	Lab Number	: L2376309
Project Name	: AMHERST CENTRAL PARK STATION	Project Number	: H22.009.003
Lab ID	: L2376309-21	Date Collected	: 12/27/23 09:10
Client ID	: SB-12-A	Date Received	: 12/27/23
Sample Location	:	Date Analyzed	: 01/02/24 19:52
Sample Matrix	: SOIL	Dilution Factor	: 2
Analytical Method	: 1,6010D	Analyst	: TAA
Lab File ID	: WG1869976.pdf	Instrument ID	: TRACE7
Sample Amount	: 1.271g	%Solids	: 65
Digestion Method	: EPA 3050B	Date Digested	: 12/28/23

		mg/kg			
CAS NO.	Parameter	Results	RL	MDL	Qualifier
7429-90-5	Aluminum, Total	7420	12.0	3.25	
7440-36-0	Antimony, Total	0.672	6.02	0.457	J
7440-38-2	Arsenic, Total	3.36	1.20	0.250	
7440-39-3	Barium, Total	54.4	1.20	0.209	
7440-41-7	Beryllium, Total	0.357	0.602	0.040	J
7440-43-9	Cadmium, Total	0.919	1.20	0.118	J
7440-70-2	Calcium, Total	12700	12.0	4.21	
7440-47-3	Chromium, Total	19.5	1.20	0.115	
7440-48-4	Cobalt, Total	4.46	2.41	0.200	
7440-50-8	Copper, Total	30.8	1.20	0.310	
7439-89-6	Iron, Total	15000	6.02	1.09	
7439-92-1	Lead, Total	28.9	6.02	0.322	
7439-95-4	Magnesium, Total	4530	12.0	1.85	
7439-96-5	Manganese, Total	231	1.20	0.191	
7440-02-0	Nickel, Total	14.6	3.01	0.291	
7440-09-7	Potassium, Total	1140	301	17.3	
7782-49-2	Selenium, Total	0.517	2.41	0.310	J
7440-22-4	Silver, Total	ND	0.602	0.340	U
7440-23-5	Sodium, Total	58.5	241	3.79	J
7440-28-0	Thallium, Total	ND	2.41	0.379	U
7440-62-2	Vanadium, Total	15.5	1.20	0.244	
7440-66-6	Zinc, Total	86.4	6.02	0.352	

Form 1
METALS

Client	: C&S Companies	Lab Number	: L2376309
Project Name	: AMHERST CENTRAL PARK STATION	Project Number	: H22.009.003
Lab ID	: L2376309-22	Date Collected	: 12/27/23 09:10
Client ID	: SB-12-B	Date Received	: 12/27/23
Sample Location	:	Date Analyzed	: 01/02/24 19:57
Sample Matrix	: SOIL	Dilution Factor	: 2
Analytical Method	: 1,6010D	Analyst	: TAA
Lab File ID	: WG1869976.pdf	Instrument ID	: TRACE7
Sample Amount	: 1.267g	%Solids	: 78
Digestion Method	: EPA 3050B	Date Digested	: 12/28/23

		mg/kg			
CAS NO.	Parameter	Results	RL	MDL	Qualifier
7429-90-5	Aluminum, Total	9030	10.2	2.74	
7440-36-0	Antimony, Total	0.561	5.08	0.386	J
7440-38-2	Arsenic, Total	4.32	1.02	0.211	
7440-39-3	Barium, Total	59.5	1.02	0.177	
7440-41-7	Beryllium, Total	0.430	0.508	0.034	J
7440-43-9	Cadmium, Total	0.625	1.02	0.100	J
7440-70-2	Calcium, Total	4420	10.2	3.56	
7440-47-3	Chromium, Total	11.7	1.02	0.098	
7440-48-4	Cobalt, Total	4.03	2.03	0.169	
7440-50-8	Copper, Total	10.6	1.02	0.262	
7439-89-6	Iron, Total	14500	5.08	0.917	
7439-92-1	Lead, Total	28.9	5.08	0.272	
7439-95-4	Magnesium, Total	2550	10.2	1.56	
7439-96-5	Manganese, Total	151	1.02	0.162	
7440-02-0	Nickel, Total	10.4	2.54	0.246	
7440-09-7	Potassium, Total	465	254	14.6	
7782-49-2	Selenium, Total	ND	2.03	0.262	U
7440-22-4	Silver, Total	ND	0.508	0.287	U
7440-23-5	Sodium, Total	45.4	203	3.20	J
7440-28-0	Thallium, Total	ND	2.03	0.320	U
7440-62-2	Vanadium, Total	17.8	1.02	0.206	
7440-66-6	Zinc, Total	47.7	5.08	0.298	

Form 1
METALS

Client	: C&S Companies	Lab Number	: L2376309
Project Name	: AMHERST CENTRAL PARK STATION	Project Number	: H22.009.003
Lab ID	: L2376309-26	Date Collected	: 12/27/23 09:30
Client ID	: SB-13-A	Date Received	: 12/27/23
Sample Location	:	Date Analyzed	: 01/02/24 20:01
Sample Matrix	: SOIL	Dilution Factor	: 2
Analytical Method	: 1,6010D	Analyst	: TAA
Lab File ID	: WG1869976.pdf	Instrument ID	: TRACE7
Sample Amount	: 1.29g	%Solids	: 83
Digestion Method	: EPA 3050B	Date Digested	: 12/28/23

		mg/kg			
CAS NO.	Parameter	Results	RL	MDL	Qualifier
7429-90-5	Aluminum, Total	1140	9.40	2.54	
7440-36-0	Antimony, Total	ND	4.70	0.357	U
7440-38-2	Arsenic, Total	0.938	0.940	0.195	J
7440-39-3	Barium, Total	12.2	0.940	0.163	
7440-41-7	Beryllium, Total	ND	0.470	0.031	U
7440-43-9	Cadmium, Total	0.962	0.940	0.092	
7440-70-2	Calcium, Total	1630	9.40	3.29	
7440-47-3	Chromium, Total	3.76	0.940	0.090	
7440-48-4	Cobalt, Total	0.853	1.88	0.156	J
7440-50-8	Copper, Total	26.2	0.940	0.242	
7439-89-6	Iron, Total	3260	4.70	0.848	
7439-92-1	Lead, Total	1.89	4.70	0.252	J
7439-95-4	Magnesium, Total	864	9.40	1.45	
7439-96-5	Manganese, Total	154	0.940	0.149	
7440-02-0	Nickel, Total	2.16	2.35	0.227	J
7440-09-7	Potassium, Total	263	235	13.5	
7782-49-2	Selenium, Total	ND	1.88	0.242	U
7440-22-4	Silver, Total	ND	0.470	0.266	U
7440-23-5	Sodium, Total	22.9	188	2.96	J
7440-28-0	Thallium, Total	ND	1.88	0.296	U
7440-62-2	Vanadium, Total	5.56	0.940	0.191	
7440-66-6	Zinc, Total	28.9	4.70	0.275	

Inorganic Data
(Mercury Analysis)

No data validation qualifiers were added

MKP 1/25/2024

Form 1
METALS

Client	: C&S Companies	**Lab Number**	: L2376309
Project Name	: AMHERST CENTRAL PARK STATION	**Project Number**	: H22.009.003
Lab ID	: L2376309-27	**Date Collected**	: 12/27/23 09:30
Client ID	: SB-13-B	**Date Received**	: 12/27/23
Sample Location	:	**Date Analyzed**	: 12/30/23 12:30
Sample Matrix	: SOIL	**Dilution Factor**	: 1
Analytical Method	: 1,7471B	**Analyst**	: GMG
Lab File ID	: WG1869669.pdf	**Instrument ID**	: NIC2
Sample Amount	: 0.394g	**%Solids**	: 92
Digestion Method	: EPA 7471B	**Date Digested**	: 12/29/23

		mg/kg			
CAS NO.	**Parameter**	**Results**	**RL**	**MDL**	**Qualifier**
7439-97-6	Mercury, Total	ND	0.069	0.045	U

Form 1
METALS

Client	: C&S Companies	**Lab Number**	: L2376309
Project Name	: AMHERST CENTRAL PARK STATION	**Project Number**	: H22.009.003
Lab ID	: L2376309-31	**Date Collected**	: 12/27/23 09:45
Client ID	: SB-14-A	**Date Received**	: 12/27/23
Sample Location	:	**Date Analyzed**	: 12/30/23 12:34
Sample Matrix	: SOIL	**Dilution Factor**	: 1
Analytical Method	: 1,7471B	**Analyst**	: GMG
Lab File ID	: WG1869669.pdf	**Instrument ID**	: NIC2
Sample Amount	: 0.395g	**%Solids**	: 72
Digestion Method	: EPA 7471B	**Date Digested**	: 12/29/23

		mg/kg			
CAS NO.	**Parameter**	**Results**	**RL**	**MDL**	**Qualifier**
7439-97-6	Mercury, Total	0.101	0.088	0.057	

Form 1
METALS

Client	: C&S Companies	**Lab Number**	: L2376309
Project Name	: AMHERST CENTRAL PARK STATION	**Project Number**	: H22.009.003
Lab ID	: L2376309-32	**Date Collected**	: 12/27/23 09:45
Client ID	: SB-14-B	**Date Received**	: 12/27/23
Sample Location	:	**Date Analyzed**	: 12/30/23 12:44
Sample Matrix	: SOIL	**Dilution Factor**	: 1
Analytical Method	: 1,7471B	**Analyst**	: GMG
Lab File ID	: WG1869669.pdf	**Instrument ID**	: NIC2
Sample Amount	: 0.399g	**%Solids**	: 72
Digestion Method	: EPA 7471B	**Date Digested**	: 12/29/23

		mg/kg			
CAS NO.	**Parameter**	**Results**	**RL**	**MDL**	**Qualifier**
7439-97-6	Mercury, Total	0.140	0.087	0.057	

Form 1
METALS

Client	: C&S Companies	**Lab Number**	: L2376309
Project Name	: AMHERST CENTRAL PARK STATION	**Project Number**	: H22.009.003
Lab ID	: L2376309-36	**Date Collected**	: 12/27/23 10:30
Client ID	: SB-22-A	**Date Received**	: 12/27/23
Sample Location	:	**Date Analyzed**	: 12/30/23 12:17
Sample Matrix	: SOIL	**Dilution Factor**	: 1
Analytical Method	: 1,7471B	**Analyst**	: GMG
Lab File ID	: WG1869669.pdf	**Instrument ID**	: NIC2
Sample Amount	: 0.391g	**%Solids**	: 77
Digestion Method	: EPA 7471B	**Date Digested**	: 12/29/23

		mg/kg			
CAS NO.	**Parameter**	**Results**	**RL**	**MDL**	**Qualifier**
7439-97-6	Mercury, Total	ND	0.083	0.054	U

Form 1
METALS

Client	: C&S Companies	**Lab Number**	: L2376309
Project Name	: AMHERST CENTRAL PARK STATION	**Project Number**	: H22.009.003
Lab ID	: L2376309-37	**Date Collected**	: 12/27/23 11:00
Client ID	: SB-23-A	**Date Received**	: 12/27/23
Sample Location	:	**Date Analyzed**	: 12/30/23 12:47
Sample Matrix	: SOIL	**Dilution Factor**	: 1
Analytical Method	: 1,7471B	**Analyst**	: GMG
Lab File ID	: WG1869669.pdf	**Instrument ID**	: NIC2
Sample Amount	: 0.388g	**%Solids**	: 63
Digestion Method	: EPA 7471B	**Date Digested**	: 12/29/23

		mg/kg			
CAS NO.	**Parameter**	**Results**	**RL**	**MDL**	**Qualifier**
7439-97-6	Mercury, Total	ND	0.102	0.066	U

Form 1
METALS

Client	: C&S Companies	**Lab Number**	: L2376309
Project Name	: AMHERST CENTRAL PARK STATION	**Project Number**	: H22.009.003
Lab ID	: L2376309-01	**Date Collected**	: 12/27/23 12:25
Client ID	: SB-02-A	**Date Received**	: 12/27/23
Sample Location	:	**Date Analyzed**	: 01/02/24 12:58
Sample Matrix	: SOIL	**Dilution Factor**	: 1
Analytical Method	: 1,7471B	**Analyst**	: MJR
Lab File ID	: WG1870097.pdf	**Instrument ID**	: NIC2
Sample Amount	: 0.346g	**%Solids**	: 64
Digestion Method	: EPA 7471B	**Date Digested**	: 12/29/23

		mg/kg			
CAS NO.	**Parameter**	**Results**	**RL**	**MDL**	**Qualifier**
7439-97-6	Mercury, Total	0.082	0.113	0.074	J

Form 1
METALS

Client	: C&S Companies	**Lab Number**	: L2376309
Project Name	: AMHERST CENTRAL PARK STATION	**Project Number**	: H22.009.003
Lab ID	: L2376309-02	**Date Collected**	: 12/27/23 12:25
Client ID	: SB-02-B	**Date Received**	: 12/27/23
Sample Location	:	**Date Analyzed**	: 01/02/24 13:08
Sample Matrix	: SOIL	**Dilution Factor**	: 1
Analytical Method	: 1,7471B	**Analyst**	: MJR
Lab File ID	: WG1870097.pdf	**Instrument ID**	: NIC2
Sample Amount	: 0.32g	**%Solids**	: 75
Digestion Method	: EPA 7471B	**Date Digested**	: 12/29/23

		mg/kg			
CAS NO.	**Parameter**	**Results**	**RL**	**MDL**	**Qualifier**
7439-97-6	Mercury, Total	0.092	0.105	0.068	J

Form 1
METALS

Client	: C&S Companies	**Lab Number**	: L2376309
Project Name	: AMHERST CENTRAL PARK STATION	**Project Number**	: H22.009.003
Lab ID	: L2376309-03	**Date Collected**	: 12/27/23 12:20
Client ID	: SB-03-A	**Date Received**	: 12/27/23
Sample Location	:	**Date Analyzed**	: 01/02/24 13:11
Sample Matrix	: SOIL	**Dilution Factor**	: 1
Analytical Method	: 1,7471B	**Analyst**	: MJR
Lab File ID	: WG1870097.pdf	**Instrument ID**	: NIC2
Sample Amount	: 0.336g	**%Solids**	: 70
Digestion Method	: EPA 7471B	**Date Digested**	: 12/29/23

		mg/kg			
CAS NO.	**Parameter**	**Results**	**RL**	**MDL**	**Qualifier**
7439-97-6	Mercury, Total	ND	0.107	0.070	U

Form 1
METALS

Client	: C&S Companies	**Lab Number**	: L2376309
Project Name	: AMHERST CENTRAL PARK STATION	**Project Number**	: H22.009.003
Lab ID	: L2376309-04	**Date Collected**	: 12/27/23 12:20
Client ID	: SB-03-B	**Date Received**	: 12/27/23
Sample Location	:	**Date Analyzed**	: 01/02/24 13:15
Sample Matrix	: SOIL	**Dilution Factor**	: 1
Analytical Method	: 1,7471B	**Analyst**	: MJR
Lab File ID	: WG1870097.pdf	**Instrument ID**	: NIC2
Sample Amount	: 0.345g	**%Solids**	: 72
Digestion Method	: EPA 7471B	**Date Digested**	: 12/29/23

		mg/kg			
CAS NO.	**Parameter**	**Results**	**RL**	**MDL**	**Qualifier**
7439-97-6	Mercury, Total	0.066	0.101	0.066	J

Form 1
METALS

Client	: C&S Companies	**Lab Number**	: L2376309
Project Name	: AMHERST CENTRAL PARK STATION	**Project Number**	: H22.009.003
Lab ID	: L2376309-05	**Date Collected**	: 12/27/23 12:15
Client ID	: SB-04-A	**Date Received**	: 12/27/23
Sample Location	:	**Date Analyzed**	: 01/02/24 14:47
Sample Matrix	: SOIL	**Dilution Factor**	: 1
Analytical Method	: 1,7471B	**Analyst**	: MJR
Lab File ID	: WG1870097.pdf	**Instrument ID**	: NIC2
Sample Amount	: 0.363g	**%Solids**	: 74
Digestion Method	: EPA 7471B	**Date Digested**	: 12/29/23

		mg/kg			
CAS NO.	**Parameter**	**Results**	**RL**	**MDL**	**Qualifier**
7439-97-6	Mercury, Total	ND	0.093	0.061	U

Form 1
METALS

Client	: C&S Companies	**Lab Number**	: L2376309
Project Name	: AMHERST CENTRAL PARK STATION	**Project Number**	: H22.009.003
Lab ID	: L2376309-06	**Date Collected**	: 12/27/23 12:15
Client ID	: SB-04-B	**Date Received**	: 12/27/23
Sample Location	:	**Date Analyzed**	: 01/02/24 14:50
Sample Matrix	: SOIL	**Dilution Factor**	: 1
Analytical Method	: 1,7471B	**Analyst**	: MJR
Lab File ID	: WG1870097.pdf	**Instrument ID**	: NIC2
Sample Amount	: 0.357g	**%Solids**	: 89
Digestion Method	: EPA 7471B	**Date Digested**	: 12/29/23

		mg/kg			
CAS NO.	**Parameter**	**Results**	**RL**	**MDL**	**Qualifier**
7439-97-6	Mercury, Total	ND	0.079	0.051	U

Form 1
METALS

Client	: C&S Companies	**Lab Number**	: L2376309
Project Name	: AMHERST CENTRAL PARK STATION	**Project Number**	: H22.009.003
Lab ID	: L2376309-07	**Date Collected**	: 12/27/23 12:45
Client ID	: SB-05-A	**Date Received**	: 12/27/23
Sample Location	:	**Date Analyzed**	: 01/02/24 14:53
Sample Matrix	: SOIL	**Dilution Factor**	: 1
Analytical Method	: 1,7471B	**Analyst**	: MJR
Lab File ID	: WG1870097.pdf	**Instrument ID**	: NIC2
Sample Amount	: 0.336g	**%Solids**	: 61
Digestion Method	: EPA 7471B	**Date Digested**	: 12/29/23

		mg/kg			
CAS NO.	**Parameter**	**Results**	**RL**	**MDL**	**Qualifier**
7439-97-6	Mercury, Total	0.081	0.122	0.079	J

Form 1
METALS

Client	: C&S Companies	**Lab Number**	: L2376309
Project Name	: AMHERST CENTRAL PARK STATION	**Project Number**	: H22.009.003
Lab ID	: L2376309-08	**Date Collected**	: 12/27/23 12:45
Client ID	: SB-05-B	**Date Received**	: 12/27/23
Sample Location	:	**Date Analyzed**	: 01/02/24 14:57
Sample Matrix	: SOIL	**Dilution Factor**	: 1
Analytical Method	: 1,7471B	**Analyst**	: MJR
Lab File ID	: WG1870097.pdf	**Instrument ID**	: NIC2
Sample Amount	: 0.337g	**%Solids**	: 66
Digestion Method	: EPA 7471B	**Date Digested**	: 12/29/23

		mg/kg			
CAS NO.	**Parameter**	**Results**	**RL**	**MDL**	**Qualifier**
7439-97-6	Mercury, Total	ND	0.112	0.073	U

Form 1
METALS

Client	: C&S Companies	**Lab Number**	: L2376309
Project Name	: AMHERST CENTRAL PARK STATION	**Project Number**	: H22.009.003
Lab ID	: L2376309-09	**Date Collected**	: 12/27/23 13:05
Client ID	: SB-06-A	**Date Received**	: 12/27/23
Sample Location	:	**Date Analyzed**	: 01/02/24 15:00
Sample Matrix	: SOIL	**Dilution Factor**	: 1
Analytical Method	: 1,7471B	**Analyst**	: MJR
Lab File ID	: WG1870097.pdf	**Instrument ID**	: NIC2
Sample Amount	: 0.342g	**%Solids**	: 67
Digestion Method	: EPA 7471B	**Date Digested**	: 12/29/23

		mg/kg			
CAS NO.	**Parameter**	**Results**	**RL**	**MDL**	**Qualifier**
7439-97-6	Mercury, Total	ND	0.109	0.071	U

Form 1
METALS

Client	: C&S Companies	**Lab Number**	: L2376309
Project Name	: AMHERST CENTRAL PARK STATION	**Project Number**	: H22.009.003
Lab ID	: L2376309-10	**Date Collected**	: 12/27/23 13:05
Client ID	: SB-06-B	**Date Received**	: 12/27/23
Sample Location	:	**Date Analyzed**	: 01/02/24 15:03
Sample Matrix	: SOIL	**Dilution Factor**	: 1
Analytical Method	: 1,7471B	**Analyst**	: MJR
Lab File ID	: WG1870097.pdf	**Instrument ID**	: NIC2
Sample Amount	: 0.34g	**%Solids**	: 79
Digestion Method	: EPA 7471B	**Date Digested**	: 12/29/23

		mg/kg			
CAS NO.	**Parameter**	**Results**	**RL**	**MDL**	**Qualifier**
7439-97-6	Mercury, Total	ND	0.093	0.061	U

Form 1
METALS

Client	: C&S Companies	**Lab Number**	: L2376309
Project Name	: AMHERST CENTRAL PARK STATION	**Project Number**	: H22.009.003
Lab ID	: L2376309-11	**Date Collected**	: 12/27/23 13:15
Client ID	: SB-07-A	**Date Received**	: 12/27/23
Sample Location	:	**Date Analyzed**	: 01/02/24 15:13
Sample Matrix	: SOIL	**Dilution Factor**	: 1
Analytical Method	: 1,7471B	**Analyst**	: MJR
Lab File ID	: WG1870097.pdf	**Instrument ID**	: NIC2
Sample Amount	: 0.349g	**%Solids**	: 77
Digestion Method	: EPA 7471B	**Date Digested**	: 12/29/23

		mg/kg			
CAS NO.	**Parameter**	**Results**	**RL**	**MDL**	**Qualifier**
7439-97-6	Mercury, Total	0.097	0.094	0.061	

Form 1
METALS

Client	: C&S Companies	**Lab Number**	: L2376309
Project Name	: AMHERST CENTRAL PARK STATION	**Project Number**	: H22.009.003
Lab ID	: L2376309-12	**Date Collected**	: 12/27/23 13:15
Client ID	: SB-07-B	**Date Received**	: 12/27/23
Sample Location	:	**Date Analyzed**	: 01/02/24 15:16
Sample Matrix	: SOIL	**Dilution Factor**	: 1
Analytical Method	: 1,7471B	**Analyst**	: MJR
Lab File ID	: WG1870097.pdf	**Instrument ID**	: NIC2
Sample Amount	: 0.334g	**%Solids**	: 81
Digestion Method	: EPA 7471B	**Date Digested**	: 12/29/23

		mg/kg			
CAS NO.	**Parameter**	**Results**	**RL**	**MDL**	**Qualifier**
7439-97-6	Mercury, Total	0.067	0.092	0.060	J

Form 1
METALS

Client	: C&S Companies	**Lab Number**	: L2376309
Project Name	: AMHERST CENTRAL PARK STATION	**Project Number**	: H22.009.003
Lab ID	: L2376309-13	**Date Collected**	: 12/27/23 13:40
Client ID	: SB-09-A	**Date Received**	: 12/27/23
Sample Location	:	**Date Analyzed**	: 01/02/24 15:20
Sample Matrix	: SOIL	**Dilution Factor**	: 1
Analytical Method	: 1,7471B	**Analyst**	: MJR
Lab File ID	: WG1870097.pdf	**Instrument ID**	: NIC2
Sample Amount	: 0.348g	**%Solids**	: 64
Digestion Method	: EPA 7471B	**Date Digested**	: 12/29/23

		mg/kg			
CAS NO.	**Parameter**	**Results**	**RL**	**MDL**	**Qualifier**
7439-97-6	Mercury, Total	0.076	0.112	0.073	J

Form 1
METALS

Client	: C&S Companies	**Lab Number**	: L2376309
Project Name	: AMHERST CENTRAL PARK STATION	**Project Number**	: H22.009.003
Lab ID	: L2376309-14	**Date Collected**	: 12/27/23 13:40
Client ID	: SB-09-B	**Date Received**	: 12/27/23
Sample Location	:	**Date Analyzed**	: 01/02/24 15:23
Sample Matrix	: SOIL	**Dilution Factor**	: 1
Analytical Method	: 1,7471B	**Analyst**	: MJR
Lab File ID	: WG1870097.pdf	**Instrument ID**	: NIC2
Sample Amount	: 0.323g	**%Solids**	: 76
Digestion Method	: EPA 7471B	**Date Digested**	: 12/29/23

		mg/kg			
CAS NO.	**Parameter**	**Results**	**RL**	**MDL**	**Qualifier**
7439-97-6	Mercury, Total	ND	0.102	0.067	U

Form 1
METALS

Client	: C&S Companies	**Lab Number**	: L2376309
Project Name	: AMHERST CENTRAL PARK STATION	**Project Number**	: H22.009.003
Lab ID	: L2376309-15	**Date Collected**	: 12/27/23 13:22
Client ID	: SB-10-A	**Date Received**	: 12/27/23
Sample Location	:	**Date Analyzed**	: 01/02/24 15:26
Sample Matrix	: SOIL	**Dilution Factor**	: 1
Analytical Method	: 1,7471B	**Analyst**	: MJR
Lab File ID	: WG1870097.pdf	**Instrument ID**	: NIC2
Sample Amount	: 0.345g	**%Solids**	: 56
Digestion Method	: EPA 7471B	**Date Digested**	: 12/29/23

		mg/kg			
CAS NO.	**Parameter**	**Results**	**RL**	**MDL**	**Qualifier**
7439-97-6	Mercury, Total	ND	0.129	0.084	U

Form 1
METALS

Client	: C&S Companies	**Lab Number**	: L2376309
Project Name	: AMHERST CENTRAL PARK STATION	**Project Number**	: H22.009.003
Lab ID	: L2376309-16	**Date Collected**	: 12/27/23 13:22
Client ID	: SB-10-B	**Date Received**	: 12/27/23
Sample Location	:	**Date Analyzed**	: 01/02/24 15:30
Sample Matrix	: SOIL	**Dilution Factor**	: 1
Analytical Method	: 1,7471B	**Analyst**	: MJR
Lab File ID	: WG1870097.pdf	**Instrument ID**	: NIC2
Sample Amount	: 0.335g	**%Solids**	: 78
Digestion Method	: EPA 7471B	**Date Digested**	: 12/29/23

		mg/kg			
CAS NO.	**Parameter**	**Results**	**RL**	**MDL**	**Qualifier**
7439-97-6	Mercury, Total	ND	0.096	0.063	U

Form 1
METALS

Client	: C&S Companies	**Lab Number**	: L2376309
Project Name	: AMHERST CENTRAL PARK STATION	**Project Number**	: H22.009.003
Lab ID	: L2376309-17	**Date Collected**	: 12/27/23 13:50
Client ID	: SB-11-A	**Date Received**	: 12/27/23
Sample Location	:	**Date Analyzed**	: 01/02/24 15:33
Sample Matrix	: SOIL	**Dilution Factor**	: 1
Analytical Method	: 1,7471B	**Analyst**	: MJR
Lab File ID	: WG1870097.pdf	**Instrument ID**	: NIC2
Sample Amount	: 0.345g	**%Solids**	: 76
Digestion Method	: EPA 7471B	**Date Digested**	: 12/29/23

		mg/kg			
CAS NO.	**Parameter**	**Results**	**RL**	**MDL**	**Qualifier**
7439-97-6	Mercury, Total	0.117	0.096	0.063	

Form 1
METALS

Client	: C&S Companies	**Lab Number**	: L2376309
Project Name	: AMHERST CENTRAL PARK STATION	**Project Number**	: H22.009.003
Lab ID	: L2376309-18	**Date Collected**	: 12/27/23 13:50
Client ID	: SB-11-B	**Date Received**	: 12/27/23
Sample Location	:	**Date Analyzed**	: 01/02/24 15:36
Sample Matrix	: SOIL	**Dilution Factor**	: 1
Analytical Method	: 1,7471B	**Analyst**	: MJR
Lab File ID	: WG1870097.pdf	**Instrument ID**	: NIC2
Sample Amount	: 0.328g	**%Solids**	: 76
Digestion Method	: EPA 7471B	**Date Digested**	: 12/29/23

		mg/kg			
CAS NO.	**Parameter**	**Results**	**RL**	**MDL**	**Qualifier**
7439-97-6	Mercury, Total	ND	0.100	0.065	U

Form 1
METALS

Client	: C&S Companies	**Lab Number**	: L2376309
Project Name	: AMHERST CENTRAL PARK STATION	**Project Number**	: H22.009.003
Lab ID	: L2376309-19	**Date Collected**	: 12/27/23 13:30
Client ID	: SB-15-A	**Date Received**	: 12/27/23
Sample Location	:	**Date Analyzed**	: 01/02/24 15:40
Sample Matrix	: SOIL	**Dilution Factor**	: 1
Analytical Method	: 1,7471B	**Analyst**	: MJR
Lab File ID	: WG1870097.pdf	**Instrument ID**	: NIC2
Sample Amount	: 0.324g	**%Solids**	: 72
Digestion Method	: EPA 7471B	**Date Digested**	: 12/29/23

		mg/kg			
CAS NO.	**Parameter**	**Results**	**RL**	**MDL**	**Qualifier**
7439-97-6	Mercury, Total	ND	0.107	0.070	U

Form 1
METALS

Client	: C&S Companies	**Lab Number**	: L2376309
Project Name	: AMHERST CENTRAL PARK STATION	**Project Number**	: H22.009.003
Lab ID	: L2376309-20	**Date Collected**	: 12/27/23 13:30
Client ID	: SB-15-B	**Date Received**	: 12/27/23
Sample Location	:	**Date Analyzed**	: 01/02/24 15:43
Sample Matrix	: SOIL	**Dilution Factor**	: 1
Analytical Method	: 1,7471B	**Analyst**	: MJR
Lab File ID	: WG1870097.pdf	**Instrument ID**	: NIC2
Sample Amount	: 0.34g	**%Solids**	: 72
Digestion Method	: EPA 7471B	**Date Digested**	: 12/29/23

		mg/kg			
CAS NO.	**Parameter**	**Results**	**RL**	**MDL**	**Qualifier**
7439-97-6	Mercury, Total	ND	0.102	0.066	U

Form 1
METALS

Client	: C&S Companies	**Lab Number**	: L2376309
Project Name	: AMHERST CENTRAL PARK STATION	**Project Number**	: H22.009.003
Lab ID	: L2376309-21	**Date Collected**	: 12/27/23 09:10
Client ID	: SB-12-A	**Date Received**	: 12/27/23
Sample Location	:	**Date Analyzed**	: 01/02/24 15:53
Sample Matrix	: SOIL	**Dilution Factor**	: 1
Analytical Method	: 1,7471B	**Analyst**	: MJR
Lab File ID	: WG1870097.pdf	**Instrument ID**	: NIC2
Sample Amount	: 0.321g	**%Solids**	: 65
Digestion Method	: EPA 7471B	**Date Digested**	: 12/29/23

		mg/kg			
CAS NO.	**Parameter**	**Results**	**RL**	**MDL**	**Qualifier**
7439-97-6	Mercury, Total	0.086	0.119	0.078	J

Form 1
METALS

Client	: C&S Companies	**Lab Number**	: L2376309
Project Name	: AMHERST CENTRAL PARK STATION	**Project Number**	: H22.009.003
Lab ID	: L2376309-22	**Date Collected**	: 12/27/23 09:10
Client ID	: SB-12-B	**Date Received**	: 12/27/23
Sample Location	:	**Date Analyzed**	: 01/02/24 15:56
Sample Matrix	: SOIL	**Dilution Factor**	: 1
Analytical Method	: 1,7471B	**Analyst**	: MJR
Lab File ID	: WG1870097.pdf	**Instrument ID**	: NIC2
Sample Amount	: 0.329g	**%Solids**	: 78
Digestion Method	: EPA 7471B	**Date Digested**	: 12/29/23

		mg/kg			
CAS NO.	**Parameter**	**Results**	**RL**	**MDL**	**Qualifier**
7439-97-6	Mercury, Total	0.123	0.098	0.064	

Form 1
METALS

Client	: C&S Companies	**Lab Number**	: L2376309
Project Name	: AMHERST CENTRAL PARK STATION	**Project Number**	: H22.009.003
Lab ID	: L2376309-26	**Date Collected**	: 12/27/23 09:30
Client ID	: SB-13-A	**Date Received**	: 12/27/23
Sample Location	:	**Date Analyzed**	: 01/02/24 16:00
Sample Matrix	: SOIL	**Dilution Factor**	: 1
Analytical Method	: 1,7471B	**Analyst**	: MJR
Lab File ID	: WG1870097.pdf	**Instrument ID**	: NIC2
Sample Amount	: 0.357g	**%Solids**	: 83
Digestion Method	: EPA 7471B	**Date Digested**	: 12/29/23

		mg/kg			
CAS NO.	**Parameter**	**Results**	**RL**	**MDL**	**Qualifier**
7439-97-6	Mercury, Total	ND	0.085	0.055	U

Cyanide Analysis

Form 1
WETCHEM

Client	: C&S Companies	**Lab Number**	: L2376309
Project Name	: AMHERST CENTRAL PARK STATION	**Project Number**	: H22.009.003
Lab ID	: L2376309-01	**Date Collected**	: 12/27/23 12:25
Client ID	: SB-02-A	**Date Received**	: 12/27/23
Sample Location	:	**Date Analyzed**	: 01/02/24 18:37
Sample Matrix	: SOIL	**Dilution Factor**	: 1
Analytical Method	: 1,9010C/9012B	**Analyst**	: JER
Lab File ID	: TCN010224-C	**Instrument ID**	: LACHAT6
Sample Amount	: 1.0385g	**%Solids**	: 64
Digestion Method	:	**Date Digested**	: 01/02/24

		mg/kg			
CAS NO.	**Parameter**	**Results**	**RL**	**MDL**	**Qualifier**
57-12-5	Cyanide, Total	ND	1.5	0.32	U

Form 1
WETCHEM

Client	: C&S Companies	**Lab Number**	: L2376309
Project Name	: AMHERST CENTRAL PARK STATION	**Project Number**	: H22.009.003
Lab ID	: L2376309-02	**Date Collected**	: 12/27/23 12:25
Client ID	: SB-02-B	**Date Received**	: 12/27/23
Sample Location	:	**Date Analyzed**	: 01/02/24 18:40
Sample Matrix	: SOIL	**Dilution Factor**	: 1
Analytical Method	: 1,9010C/9012B	**Analyst**	: JER
Lab File ID	: TCN010224-C	**Instrument ID**	: LACHAT6
Sample Amount	: 1.0769g	**%Solids**	: 75
Digestion Method	:	**Date Digested**	: 01/02/24

		mg/kg			
CAS NO.	**Parameter**	**Results**	**RL**	**MDL**	**Qualifier**
57-12-5	Cyanide, Total	ND	1.2	0.26	U

Form 1
WETCHEM

Client	: C&S Companies	**Lab Number**	: L2376309
Project Name	: AMHERST CENTRAL PARK STATION	**Project Number**	: H22.009.003
Lab ID	: L2376309-03	**Date Collected**	: 12/27/23 12:20
Client ID	: SB-03-A	**Date Received**	: 12/27/23
Sample Location	:	**Date Analyzed**	: 01/02/24 18:41
Sample Matrix	: SOIL	**Dilution Factor**	: 1
Analytical Method	: 1,9010C/9012B	**Analyst**	: JER
Lab File ID	: TCN010224-C	**Instrument ID**	: LACHAT6
Sample Amount	: 1.0763g	**%Solids**	: 70
Digestion Method	:	**Date Digested**	: 01/02/24

		mg/kg			
CAS NO.	**Parameter**	**Results**	**RL**	**MDL**	**Qualifier**
57-12-5	Cyanide, Total	ND	1.3	0.28	U

Form 1
WETCHEM

Client	: C&S Companies	**Lab Number**	: L2376309
Project Name	: AMHERST CENTRAL PARK STATION	**Project Number**	: H22.009.003
Lab ID	: L2376309-04	**Date Collected**	: 12/27/23 12:20
Client ID	: SB-03-B	**Date Received**	: 12/27/23
Sample Location	:	**Date Analyzed**	: 01/02/24 18:43
Sample Matrix	: SOIL	**Dilution Factor**	: 1
Analytical Method	: 1,9010C/9012B	**Analyst**	: JER
Lab File ID	: TCN010224-C	**Instrument ID**	: LACHAT6
Sample Amount	: 1.0428g	**%Solids**	: 72
Digestion Method	:	**Date Digested**	: 01/02/24

		mg/kg			
CAS NO.	**Parameter**	**Results**	**RL**	**MDL**	**Qualifier**
57-12-5	Cyanide, Total	ND	1.3	0.28	U

Form 1
WETCHEM

Client	: C&S Companies	**Lab Number**	: L2376309
Project Name	: AMHERST CENTRAL PARK STATION	**Project Number**	: H22.009.003
Lab ID	: L2376309-05	**Date Collected**	: 12/27/23 12:15
Client ID	: SB-04-A	**Date Received**	: 12/27/23
Sample Location	:	**Date Analyzed**	: 01/02/24 18:26
Sample Matrix	: SOIL	**Dilution Factor**	: 1
Analytical Method	: 1,9010C/9012B	**Analyst**	: JER
Lab File ID	: TCN010224-C	**Instrument ID**	: LACHAT6
Sample Amount	: 1.0651g	**%Solids**	: 74
Digestion Method	:	**Date Digested**	: 01/02/24

		mg/kg			
CAS NO.	**Parameter**	**Results**	**RL**	**MDL**	**Qualifier**
57-12-5	Cyanide, Total	ND	1.3	0.27	U

Form 1
WETCHEM

Client	:	C&S Companies	Lab Number	:	L2376309
Project Name	:	AMHERST CENTRAL PARK STATION	Project Number	:	H22.009.003
Lab ID	:	L2376309-06	Date Collected	:	12/27/23 12:15
Client ID	:	SB-04-B	Date Received	:	12/27/23
Sample Location	:		Date Analyzed	:	01/03/24 13:26
Sample Matrix	:	SOIL	Dilution Factor	:	1
Analytical Method	:	1,9010C/9012B	Analyst	:	JER
Lab File ID	:	TCN010324-A1	Instrument ID	:	LACHAT6
Sample Amount	:	1.0857g	%Solids	:	89
Digestion Method	:		Date Digested	:	01/02/24

		mg/kg				
CAS NO.	Parameter	Results	RL	MDL	Qualifier	
57-12-5	Cyanide, Total	ND	1.0	0.22	U	UJ

MKP 1/25/2024

Form 1
WETCHEM

Client	: C&S Companies	**Lab Number**	: L2376309
Project Name	: AMHERST CENTRAL PARK STATION	**Project Number**	: H22.009.003
Lab ID	: L2376309-07	**Date Collected**	: 12/27/23 12:45
Client ID	: SB-05-A	**Date Received**	: 12/27/23
Sample Location	:	**Date Analyzed**	: 01/03/24 13:29
Sample Matrix	: SOIL	**Dilution Factor**	: 1
Analytical Method	: 1,9010C/9012B	**Analyst**	: JER
Lab File ID	: TCN010324-A1	**Instrument ID**	: LACHAT6
Sample Amount	: 1.0423g	**%Solids**	: 61
Digestion Method	:	**Date Digested**	: 01/02/24

		mg/kg			
CAS NO.	**Parameter**	**Results**	**RL**	**MDL**	**Qualifier**
57-12-5	Cyanide, Total	ND	1.6	0.33	U

Form 1
WETCHEM

Client	: C&S Companies	**Lab Number**	: L2376309
Project Name	: AMHERST CENTRAL PARK STATION	**Project Number**	: H22.009.003
Lab ID	: L2376309-08	**Date Collected**	: 12/27/23 12:45
Client ID	: SB-05-B	**Date Received**	: 12/27/23
Sample Location	:	**Date Analyzed**	: 01/03/24 13:30
Sample Matrix	: SOIL	**Dilution Factor**	: 1
Analytical Method	: 1,9010C/9012B	**Analyst**	: JER
Lab File ID	: TCN010324-A1	**Instrument ID**	: LACHAT6
Sample Amount	: 1.0142g	**%Solids**	: 66
Digestion Method	:	**Date Digested**	: 01/02/24

		mg/kg			
CAS NO.	**Parameter**	**Results**	**RL**	**MDL**	**Qualifier**
57-12-5	Cyanide, Total	ND	1.5	0.32	U

Form 1
WETCHEM

Client	: C&S Companies	**Lab Number**	: L2376309
Project Name	: AMHERST CENTRAL PARK STATION	**Project Number**	: H22.009.003
Lab ID	: L2376309-09	**Date Collected**	: 12/27/23 13:05
Client ID	: SB-06-A	**Date Received**	: 12/27/23
Sample Location	:	**Date Analyzed**	: 01/03/24 13:31
Sample Matrix	: SOIL	**Dilution Factor**	: 1
Analytical Method	: 1,9010C/9012B	**Analyst**	: JER
Lab File ID	: TCN010324-A1	**Instrument ID**	: LACHAT6
Sample Amount	: 1.0494g	**%Solids**	: 67
Digestion Method	:	**Date Digested**	: 01/02/24

		mg/kg			
CAS NO.	**Parameter**	**Results**	**RL**	**MDL**	**Qualifier**
57-12-5	Cyanide, Total	ND	1.4	0.30	U

Form 1
WETCHEM

Client	: C&S Companies	**Lab Number**	: L2376309
Project Name	: AMHERST CENTRAL PARK STATION	**Project Number**	: H22.009.003
Lab ID	: L2376309-10	**Date Collected**	: 12/27/23 13:05
Client ID	: SB-06-B	**Date Received**	: 12/27/23
Sample Location	:	**Date Analyzed**	: 01/03/24 13:32
Sample Matrix	: SOIL	**Dilution Factor**	: 1
Analytical Method	: 1,9010C/9012B	**Analyst**	: JER
Lab File ID	: TCN010324-A1	**Instrument ID**	: LACHAT6
Sample Amount	: 1.0485g	**%Solids**	: 79
Digestion Method	:	**Date Digested**	: 01/02/24

		mg/kg			
CAS NO.	**Parameter**	**Results**	**RL**	**MDL**	**Qualifier**
57-12-5	Cyanide, Total	ND	1.2	0.26	U

Form 1
WETCHEM

Client	: C&S Companies	**Lab Number**	: L2376309
Project Name	: AMHERST CENTRAL PARK STATION	**Project Number**	: H22.009.003
Lab ID	: L2376309-11	**Date Collected**	: 12/27/23 13:15
Client ID	: SB-07-A	**Date Received**	: 12/27/23
Sample Location	:	**Date Analyzed**	: 01/03/24 13:35
Sample Matrix	: SOIL	**Dilution Factor**	: 1
Analytical Method	: 1,9010C/9012B	**Analyst**	: JER
Lab File ID	: TCN010324-A1	**Instrument ID**	: LACHAT6
Sample Amount	: 1.0128g	**%Solids**	: 77
Digestion Method	:	**Date Digested**	: 01/02/24

		mg/kg			
CAS NO.	**Parameter**	**Results**	**RL**	**MDL**	**Qualifier**
57-12-5	Cyanide, Total	ND	1.3	0.27	U

Form 1
WETCHEM

Client	: C&S Companies	**Lab Number**	: L2376309
Project Name	: AMHERST CENTRAL PARK STATION	**Project Number**	: H22.009.003
Lab ID	: L2376309-12	**Date Collected**	: 12/27/23 13:15
Client ID	: SB-07-B	**Date Received**	: 12/27/23
Sample Location	:	**Date Analyzed**	: 01/03/24 13:36
Sample Matrix	: SOIL	**Dilution Factor**	: 1
Analytical Method	: 1,9010C/9012B	**Analyst**	: JER
Lab File ID	: TCN010324-A1	**Instrument ID**	: LACHAT6
Sample Amount	: 1.0746g	**%Solids**	: 81
Digestion Method	:	**Date Digested**	: 01/02/24

		mg/kg			
CAS NO.	**Parameter**	**Results**	**RL**	**MDL**	**Qualifier**
57-12-5	Cyanide, Total	ND	1.1	0.24	U

Form 1
WETCHEM

Client	: C&S Companies	**Lab Number**	: L2376309
Project Name	: AMHERST CENTRAL PARK STATION	**Project Number**	: H22.009.003
Lab ID	: L2376309-13	**Date Collected**	: 12/27/23 13:40
Client ID	: SB-09-A	**Date Received**	: 12/27/23
Sample Location	:	**Date Analyzed**	: 01/03/24 15:23
Sample Matrix	: SOIL	**Dilution Factor**	: 1
Analytical Method	: 1,9010C/9012B	**Analyst**	: JER
Lab File ID	: TCN010324-B1	**Instrument ID**	: LACHAT6
Sample Amount	: 1.0232g	**%Solids**	: 64
Digestion Method	:	**Date Digested**	: 01/03/24

		mg/kg			
CAS NO.	**Parameter**	**Results**	**RL**	**MDL**	**Qualifier**
57-12-5	Cyanide, Total	ND	1.5	0.32	U

Form 1
WETCHEM

Client	: C&S Companies	**Lab Number**	: L2376309
Project Name	: AMHERST CENTRAL PARK STATION	**Project Number**	: H22.009.003
Lab ID	: L2376309-14	**Date Collected**	: 12/27/23 13:40
Client ID	: SB-09-B	**Date Received**	: 12/27/23
Sample Location	:	**Date Analyzed**	: 01/03/24 15:26
Sample Matrix	: SOIL	**Dilution Factor**	: 1
Analytical Method	: 1,9010C/9012B	**Analyst**	: JER
Lab File ID	: TCN010324-B1	**Instrument ID**	: LACHAT6
Sample Amount	: 1.0556g	**%Solids**	: 76
Digestion Method	:	**Date Digested**	: 01/03/24

		mg/kg			
CAS NO.	**Parameter**	**Results**	**RL**	**MDL**	**Qualifier**
57-12-5	Cyanide, Total	ND	1.2	0.26	U

Form 1
WETCHEM

Client	: C&S Companies	**Lab Number**	: L2376309
Project Name	: AMHERST CENTRAL PARK STATION	**Project Number**	: H22.009.003
Lab ID	: L2376309-15	**Date Collected**	: 12/27/23 13:22
Client ID	: SB-10-A	**Date Received**	: 12/27/23
Sample Location	:	**Date Analyzed**	: 01/03/24 13:37
Sample Matrix	: SOIL	**Dilution Factor**	: 1
Analytical Method	: 1,9010C/9012B	**Analyst**	: JER
Lab File ID	: TCN010324-A1	**Instrument ID**	: LACHAT6
Sample Amount	: 1.0616g	**%Solids**	: 56
Digestion Method	:	**Date Digested**	: 01/02/24

		mg/kg			
CAS NO.	**Parameter**	**Results**	**RL**	**MDL**	**Qualifier**
57-12-5	Cyanide, Total	ND	1.7	0.36	U

Form 1
WETCHEM

Client	: C&S Companies	**Lab Number**	: L2376309
Project Name	: AMHERST CENTRAL PARK STATION	**Project Number**	: H22.009.003
Lab ID	: L2376309-16	**Date Collected**	: 12/27/23 13:22
Client ID	: SB-10-B	**Date Received**	: 12/27/23
Sample Location	:	**Date Analyzed**	: 01/03/24 13:38
Sample Matrix	: SOIL	**Dilution Factor**	: 1
Analytical Method	: 1,9010C/9012B	**Analyst**	: JER
Lab File ID	: TCN010324-A1	**Instrument ID**	: LACHAT6
Sample Amount	: 1.0361g	**%Solids**	: 78
Digestion Method	:	**Date Digested**	: 01/02/24

		mg/kg			
CAS NO.	**Parameter**	**Results**	**RL**	**MDL**	**Qualifier**
57-12-5	Cyanide, Total	ND	1.2	0.26	U

Form 1
WETCHEM

Client	: C&S Companies	**Lab Number**	: L2376309
Project Name	: AMHERST CENTRAL PARK STATION	**Project Number**	: H22.009.003
Lab ID	: L2376309-17	**Date Collected**	: 12/27/23 13:50
Client ID	: SB-11-A	**Date Received**	: 12/27/23
Sample Location	:	**Date Analyzed**	: 01/03/24 15:27
Sample Matrix	: SOIL	**Dilution Factor**	: 1
Analytical Method	: 1,9010C/9012B	**Analyst**	: JER
Lab File ID	: TCN010324-B1	**Instrument ID**	: LACHAT6
Sample Amount	: 1.0775g	**%Solids**	: 76
Digestion Method	:	**Date Digested**	: 01/03/24

		mg/kg			
CAS NO.	**Parameter**	**Results**	**RL**	**MDL**	**Qualifier**
57-12-5	Cyanide, Total	ND	1.2	0.26	U

Form 1
WETCHEM

Client	: C&S Companies	**Lab Number**	: L2376309
Project Name	: AMHERST CENTRAL PARK STATION	**Project Number**	: H22.009.003
Lab ID	: L2376309-18	**Date Collected**	: 12/27/23 13:50
Client ID	: SB-11-B	**Date Received**	: 12/27/23
Sample Location	:	**Date Analyzed**	: 01/03/24 15:28
Sample Matrix	: SOIL	**Dilution Factor**	: 1
Analytical Method	: 1,9010C/9012B	**Analyst**	: JER
Lab File ID	: TCN010324-B1	**Instrument ID**	: LACHAT6
Sample Amount	: 1.0424g	**%Solids**	: 76
Digestion Method	:	**Date Digested**	: 01/03/24

		mg/kg			
CAS NO.	**Parameter**	**Results**	**RL**	**MDL**	**Qualifier**
57-12-5	Cyanide, Total	ND	1.2	0.27	U

Form 1
WETCHEM

Client	: C&S Companies	**Lab Number**	: L2376309
Project Name	: AMHERST CENTRAL PARK STATION	**Project Number**	: H22.009.003
Lab ID	: L2376309-19	**Date Collected**	: 12/27/23 13:30
Client ID	: SB-15-A	**Date Received**	: 12/27/23
Sample Location	:	**Date Analyzed**	: 01/03/24 13:39
Sample Matrix	: SOIL	**Dilution Factor**	: 1
Analytical Method	: 1,9010C/9012B	**Analyst**	: JER
Lab File ID	: TCN010324-A1	**Instrument ID**	: LACHAT6
Sample Amount	: 1.0375g	**%Solids**	: 72
Digestion Method	:	**Date Digested**	: 01/02/24

		mg/kg			
CAS NO.	**Parameter**	**Results**	**RL**	**MDL**	**Qualifier**
57-12-5	Cyanide, Total	ND	1.3	0.28	U

Form 1
WETCHEM

Client	: C&S Companies	**Lab Number**	: L2376309
Project Name	: AMHERST CENTRAL PARK STATION	**Project Number**	: H22.009.003
Lab ID	: L2376309-20	**Date Collected**	: 12/27/23 13:30
Client ID	: SB-15-B	**Date Received**	: 12/27/23
Sample Location	:	**Date Analyzed**	: 01/03/24 15:29
Sample Matrix	: SOIL	**Dilution Factor**	: 1
Analytical Method	: 1,9010C/9012B	**Analyst**	: JER
Lab File ID	: TCN010324-B1	**Instrument ID**	: LACHAT6
Sample Amount	: 1.0249g	**%Solids**	: 72
Digestion Method	:	**Date Digested**	: 01/03/24

		mg/kg			
CAS NO.	**Parameter**	**Results**	**RL**	**MDL**	**Qualifier**
57-12-5	Cyanide, Total	ND	1.3	0.28	U

Form 1
WETCHEM

Client	: C&S Companies	**Lab Number**	: L2376309
Project Name	: AMHERST CENTRAL PARK STATION	**Project Number**	: H22.009.003
Lab ID	: L2376309-21	**Date Collected**	: 12/27/23 09:10
Client ID	: SB-12-A	**Date Received**	: 12/27/23
Sample Location	:	**Date Analyzed**	: 01/02/24 14:12
Sample Matrix	: SOIL	**Dilution Factor**	: 1
Analytical Method	: 1,9010C/9012B	**Analyst**	: JER
Lab File ID	: TCN010224-B	**Instrument ID**	: LACHAT6
Sample Amount	: 1.0871g	**%Solids**	: 65
Digestion Method	:	**Date Digested**	: 12/30/23

		mg/kg			
CAS NO.	**Parameter**	**Results**	**RL**	**MDL**	**Qualifier**
57-12-5	Cyanide, Total	ND	1.4	0.30	U

Form 1
WETCHEM

Client	: C&S Companies	**Lab Number**	: L2376309
Project Name	: AMHERST CENTRAL PARK STATION	**Project Number**	: H22.009.003
Lab ID	: L2376309-22	**Date Collected**	: 12/27/23 09:10
Client ID	: SB-12-B	**Date Received**	: 12/27/23
Sample Location	:	**Date Analyzed**	: 01/02/24 14:13
Sample Matrix	: SOIL	**Dilution Factor**	: 1
Analytical Method	: 1,9010C/9012B	**Analyst**	: JER
Lab File ID	: TCN010224-B	**Instrument ID**	: LACHAT6
Sample Amount	: 1.0439g	**%Solids**	: 78
Digestion Method	:	**Date Digested**	: 12/30/23

		mg/kg			
CAS NO.	**Parameter**	**Results**	**RL**	**MDL**	**Qualifier**
57-12-5	Cyanide, Total	ND	1.2	0.26	U

Form 1
WETCHEM

Client	: C&S Companies	**Lab Number**	: L2376309
Project Name	: AMHERST CENTRAL PARK STATION	**Project Number**	: H22.009.003
Lab ID	: L2376309-26	**Date Collected**	: 12/27/23 09:30
Client ID	: SB-13-A	**Date Received**	: 12/27/23
Sample Location	:	**Date Analyzed**	: 01/02/24 14:14
Sample Matrix	: SOIL	**Dilution Factor**	: 1
Analytical Method	: 1,9010C/9012B	**Analyst**	: JER
Lab File ID	: TCN010224-B	**Instrument ID**	: LACHAT6
Sample Amount	: 1.0254g	**%Solids**	: 83
Digestion Method	:	**Date Digested**	: 12/30/23

		mg/kg			
CAS NO.	**Parameter**	**Results**	**RL**	**MDL**	**Qualifier**
57-12-5	Cyanide, Total	ND	1.2	0.25	U

Form 1
WETCHEM

Client	: C&S Companies	**Lab Number**	: L2376309
Project Name	: AMHERST CENTRAL PARK STATION	**Project Number**	: H22.009.003
Lab ID	: L2376309-27	**Date Collected**	: 12/27/23 09:30
Client ID	: SB-13-B	**Date Received**	: 12/27/23
Sample Location	:	**Date Analyzed**	: 01/02/24 14:15
Sample Matrix	: SOIL	**Dilution Factor**	: 1
Analytical Method	: 1,9010C/9012B	**Analyst**	: JER
Lab File ID	: TCN010224-B	**Instrument ID**	: LACHAT6
Sample Amount	: 1.0733g	**%Solids**	: 92
Digestion Method	:	**Date Digested**	: 12/30/23

		mg/kg			
CAS NO.	**Parameter**	**Results**	**RL**	**MDL**	**Qualifier**
57-12-5	Cyanide, Total	ND	1.0	0.22	U

Form 1
WETCHEM

Client	: C&S Companies	**Lab Number**	: L2376309
Project Name	: AMHERST CENTRAL PARK STATION	**Project Number**	: H22.009.003
Lab ID	: L2376309-31	**Date Collected**	: 12/27/23 09:45
Client ID	: SB-14-A	**Date Received**	: 12/27/23
Sample Location	:	**Date Analyzed**	: 01/02/24 14:16
Sample Matrix	: SOIL	**Dilution Factor**	: 1
Analytical Method	: 1,9010C/9012B	**Analyst**	: JER
Lab File ID	: TCN010224-B	**Instrument ID**	: LACHAT6
Sample Amount	: 1.0328g	**%Solids**	: 72
Digestion Method	:	**Date Digested**	: 12/30/23

		mg/kg			
CAS NO.	**Parameter**	**Results**	**RL**	**MDL**	**Qualifier**
57-12-5	Cyanide, Total	ND	1.3	0.28	U

Form 1
WETCHEM

Client	: C&S Companies	**Lab Number**	: L2376309
Project Name	: AMHERST CENTRAL PARK STATION	**Project Number**	: H22.009.003
Lab ID	: L2376309-32	**Date Collected**	: 12/27/23 09:45
Client ID	: SB-14-B	**Date Received**	: 12/27/23
Sample Location	:	**Date Analyzed**	: 01/02/24 18:27
Sample Matrix	: SOIL	**Dilution Factor**	: 1
Analytical Method	: 1,9010C/9012B	**Analyst**	: JER
Lab File ID	: TCN010224-C	**Instrument ID**	: LACHAT6
Sample Amount	: 1.0736g	**%Solids**	: 72
Digestion Method	:	**Date Digested**	: 01/02/24

		mg/kg			
CAS NO.	**Parameter**	**Results**	**RL**	**MDL**	**Qualifier**
57-12-5	Cyanide, Total	ND	1.3	0.28	U

Form 1
WETCHEM

Client	:	C&S Companies	Lab Number	:	L2376309
Project Name	:	AMHERST CENTRAL PARK STATION	Project Number	:	H22.009.003
Lab ID	:	L2376309-36	Date Collected	:	12/27/23 10:30
Client ID	:	SB-22-A	Date Received	:	12/27/23
Sample Location	:		Date Analyzed	:	01/02/24 18:28
Sample Matrix	:	SOIL	Dilution Factor	:	1
Analytical Method	:	1,9010C/9012B	Analyst	:	JER
Lab File ID	:	TCN010224-C	Instrument ID	:	LACHAT6
Sample Amount	:	1.058g	%Solids	:	77
Digestion Method	:		Date Digested	:	01/02/24

		mg/kg			
CAS NO.	Parameter	Results	RL	MDL	Qualifier
57-12-5	Cyanide, Total	4.0	1.2	0.26	J

MKP 1/25/2024

Form 1
WETCHEM

Client	: C&S Companies	**Lab Number**	: L2376309
Project Name	: AMHERST CENTRAL PARK STATION	**Project Number**	: H22.009.003
Lab ID	: L2376309-37	**Date Collected**	: 12/27/23 11:00
Client ID	: SB-23-A	**Date Received**	: 12/27/23
Sample Location	:	**Date Analyzed**	: 01/02/24 18:33
Sample Matrix	: SOIL	**Dilution Factor**	: 1
Analytical Method	: 1,9010C/9012B	**Analyst**	: JER
Lab File ID	: TCN010224-C	**Instrument ID**	: LACHAT6
Sample Amount	: 1.0861g	**%Solids**	: 63
Digestion Method	:	**Date Digested**	: 01/02/24

		mg/kg			
CAS NO.	**Parameter**	**Results**	**RL**	**MDL**	**Qualifier**
57-12-5	Cyanide, Total	ND	1.4	0.31	U

Hexavalent Chromium Analysis

No data validation qualifiers were added

MKP 1/25/2024

Form 1
WETCHEM

Client	: C&S Companies	**Lab Number**	: L2376309
Project Name	: AMHERST CENTRAL PARK STATION	**Project Number**	: H22.009.003
Lab ID	: L2376309-08	**Date Collected**	: 12/27/23 12:45
Client ID	: SB-05-B	**Date Received**	: 12/27/23
Sample Location	:	**Date Analyzed**	: 01/03/24 15:25
Sample Matrix	: SOIL	**Dilution Factor**	: 1
Analytical Method	: 1,7196A	**Analyst**	: DTH
Lab File ID	: WG1870089.csv	**Instrument ID**	: SPEC4
Sample Amount	: 2.5255g	**%Solids**	: 66
Digestion Method	: EPA 3060A	**Date Digested**	: 01/02/24

		mg/kg			
CAS NO.	**Parameter**	**Results**	**RL**	**MDL**	**Qualifier**
18540-29-9	Chromium, Hexavalent	ND	1.21	0.241	U

Form 1
WETCHEM

Client	: C&S Companies	**Lab Number**	: L2376309
Project Name	: AMHERST CENTRAL PARK STATION	**Project Number**	: H22.009.003
Lab ID	: L2376309-32	**Date Collected**	: 12/27/23 09:45
Client ID	: SB-14-B	**Date Received**	: 12/27/23
Sample Location	:	**Date Analyzed**	: 01/03/24 15:25
Sample Matrix	: SOIL	**Dilution Factor**	: 1
Analytical Method	: 1,7196A	**Analyst**	: DTH
Lab File ID	: WG1870089.csv	**Instrument ID**	: SPEC4
Sample Amount	: 2.5539g	**%Solids**	: 72
Digestion Method	: EPA 3060A	**Date Digested**	: 01/02/24

		mg/kg			
CAS NO.	**Parameter**	**Results**	**RL**	**MDL**	**Qualifier**
18540-29-9	Chromium, Hexavalent	ND	1.12	0.223	U

Form 1
WETCHEM

Client	: C&S Companies	**Lab Number**	: L2376309
Project Name	: AMHERST CENTRAL PARK STATION	**Project Number**	: H22.009.003
Lab ID	: L2376309-37	**Date Collected**	: 12/27/23 11:00
Client ID	: SB-23-A	**Date Received**	: 12/27/23
Sample Location	:	**Date Analyzed**	: 01/03/24 15:25
Sample Matrix	: SOIL	**Dilution Factor**	: 1
Analytical Method	: 1,7196A	**Analyst**	: DTH
Lab File ID	: WG1870089.csv	**Instrument ID**	: SPEC4
Sample Amount	: 2.4342g	**%Solids**	: 63
Digestion Method	: EPA 3060A	**Date Digested**	: 01/02/24

		mg/kg			
CAS NO.	**Parameter**	**Results**	**RL**	**MDL**	**Qualifier**
18540-29-9	Chromium, Hexavalent	ND	1.26	0.253	U

Total Solids / Percent Moisture Analysis

No data validation qualifiers were added

MKP 1/25/2024

Form 1
WETCHEM

Client	: C&S Companies	**Lab Number**	: L2376309
Project Name	: AMHERST CENTRAL PARK STATION	**Project Number**	: H22.009.003
Lab ID	: L2376309-01	**Date Collected**	: 12/27/23 12:25
Client ID	: SB-02-A	**Date Received**	: 12/27/23
Sample Location	:	**Date Analyzed**	: 12/28/23 08:23
Sample Matrix	: SOIL	**Dilution Factor**	: 1
Analytical Method	: 121,2540G	**Analyst**	: ROI
Lab File ID	: WG1868918.pdf	**Instrument ID**	: BALANCE#53
Sample Amount	:	**%Solids**	: 64
Digestion Method	:	**Date Digested**	:

		%			
CAS NO.	**Parameter**	**Results**	**RL**	**MDL**	**Qualifier**
NONE	**Solids, Total**	**63.7**	**0.100**	**NA**	

Form 1
WETCHEM

Client	: C&S Companies	**Lab Number**	: L2376309
Project Name	: AMHERST CENTRAL PARK STATION	**Project Number**	: H22.009.003
Lab ID	: L2376309-02	**Date Collected**	: 12/27/23 12:25
Client ID	: SB-02-B	**Date Received**	: 12/27/23
Sample Location	:	**Date Analyzed**	: 12/28/23 08:23
Sample Matrix	: SOIL	**Dilution Factor**	: 1
Analytical Method	: 121,2540G	**Analyst**	: ROI
Lab File ID	: WG1868918.pdf	**Instrument ID**	: BALANCE#53
Sample Amount	:	**%Solids**	: 75
Digestion Method	:	**Date Digested**	:

		%			
CAS NO.	**Parameter**	**Results**	**RL**	**MDL**	**Qualifier**
NONE	**Solids, Total**	**74.5**	**0.100**	**NA**	

Form 1
WETCHEM

Client	: C&S Companies	**Lab Number**	: L2376309
Project Name	: AMHERST CENTRAL PARK STATION	**Project Number**	: H22.009.003
Lab ID	: L2376309-03	**Date Collected**	: 12/27/23 12:20
Client ID	: SB-03-A	**Date Received**	: 12/27/23
Sample Location	:	**Date Analyzed**	: 12/28/23 08:23
Sample Matrix	: SOIL	**Dilution Factor**	: 1
Analytical Method	: 121,2540G	**Analyst**	: ROI
Lab File ID	: WG1868918.pdf	**Instrument ID**	: BALANCE#53
Sample Amount	:	**%Solids**	: 70
Digestion Method	:	**Date Digested**	:

		%			
CAS NO.	**Parameter**	**Results**	**RL**	**MDL**	**Qualifier**
NONE	**Solids, Total**	**69.7**	**0.100**	**NA**	

Form 1
WETCHEM

Client	: C&S Companies	**Lab Number**	: L2376309
Project Name	: AMHERST CENTRAL PARK STATION	**Project Number**	: H22.009.003
Lab ID	: L2376309-04	**Date Collected**	: 12/27/23 12:20
Client ID	: SB-03-B	**Date Received**	: 12/27/23
Sample Location	:	**Date Analyzed**	: 12/28/23 08:23
Sample Matrix	: SOIL	**Dilution Factor**	: 1
Analytical Method	: 121,2540G	**Analyst**	: ROI
Lab File ID	: WG1868918.pdf	**Instrument ID**	: BALANCE#53
Sample Amount	:	**%Solids**	: 72
Digestion Method	:	**Date Digested**	:

		%			
CAS NO.	**Parameter**	**Results**	**RL**	**MDL**	**Qualifier**
NONE	**Solids, Total**	**71.8**	**0.100**	**NA**	

Form 1
WETCHEM

Client	: C&S Companies	**Lab Number**	: L2376309
Project Name	: AMHERST CENTRAL PARK STATION	**Project Number**	: H22.009.003
Lab ID	: L2376309-05	**Date Collected**	: 12/27/23 12:15
Client ID	: SB-04-A	**Date Received**	: 12/27/23
Sample Location	:	**Date Analyzed**	: 12/28/23 08:23
Sample Matrix	: SOIL	**Dilution Factor**	: 1
Analytical Method	: 121,2540G	**Analyst**	: ROI
Lab File ID	: WG1868918.pdf	**Instrument ID**	: BALANCE#53
Sample Amount	:	**%Solids**	: 74
Digestion Method	:	**Date Digested**	:

		%			
CAS NO.	**Parameter**	**Results**	**RL**	**MDL**	**Qualifier**
NONE	**Solids, Total**	**73.8**	**0.100**	**NA**	

Form 1
WETCHEM

Client	: C&S Companies	**Lab Number**	: L2376309
Project Name	: AMHERST CENTRAL PARK STATION	**Project Number**	: H22.009.003
Lab ID	: L2376309-06	**Date Collected**	: 12/27/23 12:15
Client ID	: SB-04-B	**Date Received**	: 12/27/23
Sample Location	:	**Date Analyzed**	: 12/28/23 08:23
Sample Matrix	: SOIL	**Dilution Factor**	: 1
Analytical Method	: 121,2540G	**Analyst**	: ROI
Lab File ID	: WG1868918.pdf	**Instrument ID**	: BALANCE#53
Sample Amount	:	**%Solids**	: 89
Digestion Method	:	**Date Digested**	:

		%			
CAS NO.	**Parameter**	**Results**	**RL**	**MDL**	**Qualifier**
NONE	**Solids, Total**	**88.8**	**0.100**	**NA**	

Form 1
WETCHEM

Client	: C&S Companies	**Lab Number**	: L2376309
Project Name	: AMHERST CENTRAL PARK STATION	**Project Number**	: H22.009.003
Lab ID	: L2376309-07	**Date Collected**	: 12/27/23 12:45
Client ID	: SB-05-A	**Date Received**	: 12/27/23
Sample Location	:	**Date Analyzed**	: 12/28/23 08:23
Sample Matrix	: SOIL	**Dilution Factor**	: 1
Analytical Method	: 121,2540G	**Analyst**	: ROI
Lab File ID	: WG1868918.pdf	**Instrument ID**	: BALANCE#53
Sample Amount	:	**%Solids**	: 61
Digestion Method	:	**Date Digested**	:

		%			
CAS NO.	**Parameter**	**Results**	**RL**	**MDL**	**Qualifier**
NONE	**Solids, Total**	**61.2**	**0.100**	**NA**	

Form 1
WETCHEM

Client	: C&S Companies	**Lab Number**	: L2376309
Project Name	: AMHERST CENTRAL PARK STATION	**Project Number**	: H22.009.003
Lab ID	: L2376309-08	**Date Collected**	: 12/27/23 12:45
Client ID	: SB-05-B	**Date Received**	: 12/27/23
Sample Location	:	**Date Analyzed**	: 12/28/23 08:23
Sample Matrix	: SOIL	**Dilution Factor**	: 1
Analytical Method	: 121,2540G	**Analyst**	: ROI
Lab File ID	: WG1868918.pdf	**Instrument ID**	: BALANCE#53
Sample Amount	:	**%Solids**	: 66
Digestion Method	:	**Date Digested**	:

		%			
CAS NO.	**Parameter**	**Results**	**RL**	**MDL**	**Qualifier**
NONE	**Solids, Total**	**66.3**	**0.100**	**NA**	

Form 1
WETCHEM

Client	: C&S Companies	**Lab Number**	: L2376309
Project Name	: AMHERST CENTRAL PARK STATION	**Project Number**	: H22.009.003
Lab ID	: L2376309-09	**Date Collected**	: 12/27/23 13:05
Client ID	: SB-06-A	**Date Received**	: 12/27/23
Sample Location	:	**Date Analyzed**	: 12/28/23 08:23
Sample Matrix	: SOIL	**Dilution Factor**	: 1
Analytical Method	: 121,2540G	**Analyst**	: ROI
Lab File ID	: WG1868918.pdf	**Instrument ID**	: BALANCE#53
Sample Amount	:	**%Solids**	: 67
Digestion Method	:	**Date Digested**	:

		%			
CAS NO.	**Parameter**	**Results**	**RL**	**MDL**	**Qualifier**
NONE	**Solids, Total**	**67.3**	**0.100**	**NA**	

Form 1
WETCHEM

Client	: C&S Companies	**Lab Number**	: L2376309
Project Name	: AMHERST CENTRAL PARK STATION	**Project Number**	: H22.009.003
Lab ID	: L2376309-10	**Date Collected**	: 12/27/23 13:05
Client ID	: SB-06-B	**Date Received**	: 12/27/23
Sample Location	:	**Date Analyzed**	: 12/28/23 08:23
Sample Matrix	: SOIL	**Dilution Factor**	: 1
Analytical Method	: 121,2540G	**Analyst**	: ROI
Lab File ID	: WG1868918.pdf	**Instrument ID**	: BALANCE#53
Sample Amount	:	**%Solids**	: 79
Digestion Method	:	**Date Digested**	:

		%			
CAS NO.	**Parameter**	**Results**	**RL**	**MDL**	**Qualifier**
NONE	**Solids, Total**	**78.8**	**0.100**	**NA**	

Form 1
WETCHEM

Client	: C&S Companies	**Lab Number**	: L2376309
Project Name	: AMHERST CENTRAL PARK STATION	**Project Number**	: H22.009.003
Lab ID	: L2376309-11	**Date Collected**	: 12/27/23 13:15
Client ID	: SB-07-A	**Date Received**	: 12/27/23
Sample Location	:	**Date Analyzed**	: 12/28/23 08:23
Sample Matrix	: SOIL	**Dilution Factor**	: 1
Analytical Method	: 121,2540G	**Analyst**	: ROI
Lab File ID	: WG1868918.pdf	**Instrument ID**	: BALANCE#53
Sample Amount	:	**%Solids**	: 77
Digestion Method	:	**Date Digested**	:

		%			
CAS NO.	**Parameter**	**Results**	**RL**	**MDL**	**Qualifier**
NONE	**Solids, Total**	**76.6**	**0.100**	**NA**	

Form 1
WETCHEM

Client	: C&S Companies	**Lab Number**	: L2376309
Project Name	: AMHERST CENTRAL PARK STATION	**Project Number**	: H22.009.003
Lab ID	: L2376309-12	**Date Collected**	: 12/27/23 13:15
Client ID	: SB-07-B	**Date Received**	: 12/27/23
Sample Location	:	**Date Analyzed**	: 12/28/23 08:23
Sample Matrix	: SOIL	**Dilution Factor**	: 1
Analytical Method	: 121,2540G	**Analyst**	: ROI
Lab File ID	: WG1868918.pdf	**Instrument ID**	: BALANCE#53
Sample Amount	:	**%Solids**	: 81
Digestion Method	:	**Date Digested**	:

		%			
CAS NO.	**Parameter**	**Results**	**RL**	**MDL**	**Qualifier**
NONE	**Solids, Total**	**81.3**	**0.100**	**NA**	

Form 1
WETCHEM

Client	: C&S Companies	**Lab Number**	: L2376309
Project Name	: AMHERST CENTRAL PARK STATION	**Project Number**	: H22.009.003
Lab ID	: L2376309-13	**Date Collected**	: 12/27/23 13:40
Client ID	: SB-09-A	**Date Received**	: 12/27/23
Sample Location	:	**Date Analyzed**	: 12/28/23 08:23
Sample Matrix	: SOIL	**Dilution Factor**	: 1
Analytical Method	: 121,2540G	**Analyst**	: ROI
Lab File ID	: WG1868918.pdf	**Instrument ID**	: BALANCE#53
Sample Amount	:	**%Solids**	: 64
Digestion Method	:	**Date Digested**	:

		%			
CAS NO.	**Parameter**	**Results**	**RL**	**MDL**	**Qualifier**
NONE	**Solids, Total**	**64.2**	**0.100**	**NA**	

Form 1
WETCHEM

Client	: C&S Companies	**Lab Number**	: L2376309
Project Name	: AMHERST CENTRAL PARK STATION	**Project Number**	: H22.009.003
Lab ID	: L2376309-14	**Date Collected**	: 12/27/23 13:40
Client ID	: SB-09-B	**Date Received**	: 12/27/23
Sample Location	:	**Date Analyzed**	: 12/28/23 08:23
Sample Matrix	: SOIL	**Dilution Factor**	: 1
Analytical Method	: 121,2540G	**Analyst**	: ROI
Lab File ID	: WG1868918.pdf	**Instrument ID**	: BALANCE#53
Sample Amount	:	**%Solids**	: 76
Digestion Method	:	**Date Digested**	:

		%			
CAS NO.	**Parameter**	**Results**	**RL**	**MDL**	**Qualifier**
NONE	**Solids, Total**	**75.8**	**0.100**	**NA**	

Form 1
WETCHEM

Client	: C&S Companies	**Lab Number**	: L2376309
Project Name	: AMHERST CENTRAL PARK STATION	**Project Number**	: H22.009.003
Lab ID	: L2376309-15	**Date Collected**	: 12/27/23 13:22
Client ID	: SB-10-A	**Date Received**	: 12/27/23
Sample Location	:	**Date Analyzed**	: 12/28/23 08:23
Sample Matrix	: SOIL	**Dilution Factor**	: 1
Analytical Method	: 121,2540G	**Analyst**	: ROI
Lab File ID	: WG1868918.pdf	**Instrument ID**	: BALANCE#53
Sample Amount	:	**%Solids**	: 56
Digestion Method	:	**Date Digested**	:

		%			
CAS NO.	**Parameter**	**Results**	**RL**	**MDL**	**Qualifier**
NONE	**Solids, Total**	**56.2**	**0.100**	**NA**	

Form 1
WETCHEM

Client	: C&S Companies	**Lab Number**	: L2376309
Project Name	: AMHERST CENTRAL PARK STATION	**Project Number**	: H22.009.003
Lab ID	: L2376309-16	**Date Collected**	: 12/27/23 13:22
Client ID	: SB-10-B	**Date Received**	: 12/27/23
Sample Location	:	**Date Analyzed**	: 12/28/23 08:23
Sample Matrix	: SOIL	**Dilution Factor**	: 1
Analytical Method	: 121,2540G	**Analyst**	: ROI
Lab File ID	: WG1868918.pdf	**Instrument ID**	: BALANCE#53
Sample Amount	:	**%Solids**	: 78
Digestion Method	:	**Date Digested**	:

		%			
CAS NO.	**Parameter**	**Results**	**RL**	**MDL**	**Qualifier**
NONE	**Solids, Total**	**77.7**	**0.100**	**NA**	

Form 1
WETCHEM

Client	: C&S Companies	**Lab Number**	: L2376309
Project Name	: AMHERST CENTRAL PARK STATION	**Project Number**	: H22.009.003
Lab ID	: L2376309-17	**Date Collected**	: 12/27/23 13:50
Client ID	: SB-11-A	**Date Received**	: 12/27/23
Sample Location	:	**Date Analyzed**	: 12/28/23 08:23
Sample Matrix	: SOIL	**Dilution Factor**	: 1
Analytical Method	: 121,2540G	**Analyst**	: ROI
Lab File ID	: WG1868918.pdf	**Instrument ID**	: BALANCE#53
Sample Amount	:	**%Solids**	: 76
Digestion Method	:	**Date Digested**	:

		%			
CAS NO.	**Parameter**	**Results**	**RL**	**MDL**	**Qualifier**
NONE	**Solids, Total**	**75.6**	**0.100**	**NA**	

Form 1
WETCHEM

Client	: C&S Companies	**Lab Number**	: L2376309
Project Name	: AMHERST CENTRAL PARK STATION	**Project Number**	: H22.009.003
Lab ID	: L2376309-18	**Date Collected**	: 12/27/23 13:50
Client ID	: SB-11-B	**Date Received**	: 12/27/23
Sample Location	:	**Date Analyzed**	: 12/28/23 08:23
Sample Matrix	: SOIL	**Dilution Factor**	: 1
Analytical Method	: 121,2540G	**Analyst**	: ROI
Lab File ID	: WG1868918.pdf	**Instrument ID**	: BALANCE#53
Sample Amount	:	**%Solids**	: 76
Digestion Method	:	**Date Digested**	:

		%			
CAS NO.	**Parameter**	**Results**	**RL**	**MDL**	**Qualifier**
NONE	**Solids, Total**	**76.2**	**0.100**	**NA**	

Form 1
WETCHEM

Client	: C&S Companies	**Lab Number**	: L2376309
Project Name	: AMHERST CENTRAL PARK STATION	**Project Number**	: H22.009.003
Lab ID	: L2376309-19	**Date Collected**	: 12/27/23 13:30
Client ID	: SB-15-A	**Date Received**	: 12/27/23
Sample Location	:	**Date Analyzed**	: 12/28/23 08:23
Sample Matrix	: SOIL	**Dilution Factor**	: 1
Analytical Method	: 121,2540G	**Analyst**	: ROI
Lab File ID	: WG1868918.pdf	**Instrument ID**	: BALANCE#53
Sample Amount	:	**%Solids**	: 72
Digestion Method	:	**Date Digested**	:

		%			
CAS NO.	**Parameter**	**Results**	**RL**	**MDL**	**Qualifier**
NONE	**Solids, Total**	**71.9**	**0.100**	**NA**	

Form 1
WETCHEM

Client	: C&S Companies	**Lab Number**	: L2376309
Project Name	: AMHERST CENTRAL PARK STATION	**Project Number**	: H22.009.003
Lab ID	: L2376309-20	**Date Collected**	: 12/27/23 13:30
Client ID	: SB-15-B	**Date Received**	: 12/27/23
Sample Location	:	**Date Analyzed**	: 12/28/23 08:23
Sample Matrix	: SOIL	**Dilution Factor**	: 1
Analytical Method	: 121,2540G	**Analyst**	: ROI
Lab File ID	: WG1868918.pdf	**Instrument ID**	: BALANCE#53
Sample Amount	:	**%Solids**	: 72
Digestion Method	:	**Date Digested**	:

		%			
CAS NO.	**Parameter**	**Results**	**RL**	**MDL**	**Qualifier**
NONE	**Solids, Total**	**72.4**	**0.100**	**NA**	

Form 1
WETCHEM

Client	: C&S Companies	**Lab Number**	: L2376309
Project Name	: AMHERST CENTRAL PARK STATION	**Project Number**	: H22.009.003
Lab ID	: L2376309-21	**Date Collected**	: 12/27/23 09:10
Client ID	: SB-12-A	**Date Received**	: 12/27/23
Sample Location	:	**Date Analyzed**	: 12/28/23 09:08
Sample Matrix	: SOIL	**Dilution Factor**	: 1
Analytical Method	: 121,2540G	**Analyst**	: ROI
Lab File ID	: WG1868921.pdf	**Instrument ID**	: BALANCE#53
Sample Amount	:	**%Solids**	: 65
Digestion Method	:	**Date Digested**	:

		%			
CAS NO.	**Parameter**	**Results**	**RL**	**MDL**	**Qualifier**
NONE	**Solids, Total**	**65.4**	**0.100**	**NA**	

Form 1
WETCHEM

Client	: C&S Companies	**Lab Number**	: L2376309
Project Name	: AMHERST CENTRAL PARK STATION	**Project Number**	: H22.009.003
Lab ID	: L2376309-22	**Date Collected**	: 12/27/23 09:10
Client ID	: SB-12-B	**Date Received**	: 12/27/23
Sample Location	:	**Date Analyzed**	: 12/28/23 09:08
Sample Matrix	: SOIL	**Dilution Factor**	: 1
Analytical Method	: 121,2540G	**Analyst**	: ROI
Lab File ID	: WG1868921.pdf	**Instrument ID**	: BALANCE#53
Sample Amount	:	**%Solids**	: 78
Digestion Method	:	**Date Digested**	:

		%			
CAS NO.	**Parameter**	**Results**	**RL**	**MDL**	**Qualifier**
NONE	**Solids, Total**	**77.7**	**0.100**	**NA**	

Form 1
WETCHEM

Client	: C&S Companies	**Lab Number**	: L2376309
Project Name	: AMHERST CENTRAL PARK STATION	**Project Number**	: H22.009.003
Lab ID	: L2376309-26	**Date Collected**	: 12/27/23 09:30
Client ID	: SB-13-A	**Date Received**	: 12/27/23
Sample Location	:	**Date Analyzed**	: 12/28/23 09:08
Sample Matrix	: SOIL	**Dilution Factor**	: 1
Analytical Method	: 121,2540G	**Analyst**	: ROI
Lab File ID	: WG1868921.pdf	**Instrument ID**	: BALANCE#53
Sample Amount	:	**%Solids**	: 83
Digestion Method	:	**Date Digested**	:

		%			
CAS NO.	**Parameter**	**Results**	**RL**	**MDL**	**Qualifier**
NONE	**Solids, Total**	**82.5**	**0.100**	**NA**	

Form 1
WETCHEM

Client	: C&S Companies	**Lab Number**	: L2376309
Project Name	: AMHERST CENTRAL PARK STATION	**Project Number**	: H22.009.003
Lab ID	: L2376309-27	**Date Collected**	: 12/27/23 09:30
Client ID	: SB-13-B	**Date Received**	: 12/27/23
Sample Location	:	**Date Analyzed**	: 12/28/23 09:08
Sample Matrix	: SOIL	**Dilution Factor**	: 1
Analytical Method	: 121,2540G	**Analyst**	: ROI
Lab File ID	: WG1868921.pdf	**Instrument ID**	: BALANCE#53
Sample Amount	:	**%Solids**	: 92
Digestion Method	:	**Date Digested**	:

		%			
CAS NO.	**Parameter**	**Results**	**RL**	**MDL**	**Qualifier**
NONE	**Solids, Total**	**91.6**	**0.100**	**NA**	

Form 1
WETCHEM

Client	: C&S Companies	**Lab Number**	: L2376309
Project Name	: AMHERST CENTRAL PARK STATION	**Project Number**	: H22.009.003
Lab ID	: L2376309-31	**Date Collected**	: 12/27/23 09:45
Client ID	: SB-14-A	**Date Received**	: 12/27/23
Sample Location	:	**Date Analyzed**	: 12/28/23 09:08
Sample Matrix	: SOIL	**Dilution Factor**	: 1
Analytical Method	: 121,2540G	**Analyst**	: ROI
Lab File ID	: WG1868921.pdf	**Instrument ID**	: BALANCE#53
Sample Amount	:	**%Solids**	: 72
Digestion Method	:	**Date Digested**	:

		%			
CAS NO.	**Parameter**	**Results**	**RL**	**MDL**	**Qualifier**
NONE	**Solids, Total**	**72.2**	**0.100**	**NA**	

Form 1
WETCHEM

Client	: C&S Companies	**Lab Number**	: L2376309
Project Name	: AMHERST CENTRAL PARK STATION	**Project Number**	: H22.009.003
Lab ID	: L2376309-32	**Date Collected**	: 12/27/23 09:45
Client ID	: SB-14-B	**Date Received**	: 12/27/23
Sample Location	:	**Date Analyzed**	: 12/28/23 09:08
Sample Matrix	: SOIL	**Dilution Factor**	: 1
Analytical Method	: 121,2540G	**Analyst**	: ROI
Lab File ID	: WG1868921.pdf	**Instrument ID**	: BALANCE#53
Sample Amount	:	**%Solids**	: 72
Digestion Method	:	**Date Digested**	:

		%			
CAS NO.	**Parameter**	**Results**	**RL**	**MDL**	**Qualifier**
NONE	**Solids, Total**	**71.7**	**0.100**	**NA**	

Form 1
WETCHEM

Client	: C&S Companies	**Lab Number**	: L2376309
Project Name	: AMHERST CENTRAL PARK STATION	**Project Number**	: H22.009.003
Lab ID	: L2376309-36	**Date Collected**	: 12/27/23 10:30
Client ID	: SB-22-A	**Date Received**	: 12/27/23
Sample Location	:	**Date Analyzed**	: 12/28/23 09:08
Sample Matrix	: SOIL	**Dilution Factor**	: 1
Analytical Method	: 121,2540G	**Analyst**	: ROI
Lab File ID	: WG1868921.pdf	**Instrument ID**	: BALANCE#53
Sample Amount	:	**%Solids**	: 77
Digestion Method	:	**Date Digested**	:

		%			
CAS NO.	**Parameter**	**Results**	**RL**	**MDL**	**Qualifier**
NONE	**Solids, Total**	**77.1**	**0.100**	**NA**	

Form 1
WETCHEM

Client	: C&S Companies	**Lab Number**	: L2376309
Project Name	: AMHERST CENTRAL PARK STATION	**Project Number**	: H22.009.003
Lab ID	: L2376309-37	**Date Collected**	: 12/27/23 11:00
Client ID	: SB-23-A	**Date Received**	: 12/27/23
Sample Location	:	**Date Analyzed**	: 12/28/23 09:08
Sample Matrix	: SOIL	**Dilution Factor**	: 1
Analytical Method	: 121,2540G	**Analyst**	: ROI
Lab File ID	: WG1868921.pdf	**Instrument ID**	: BALANCE#53
Sample Amount	:	**%Solids**	: 63
Digestion Method	:	**Date Digested**	:

		%			
CAS NO.	**Parameter**	**Results**	**RL**	**MDL**	**Qualifier**
NONE	**Solids, Total**	**63.3**	**0.100**	**NA**	

Appendix B

Laboratory QC Documentation

Form 1
METALS

Client	: C&S Companies	Lab Number	: L2376309
Project Name	: AMHERST CENTRAL PARK STATION	Project Number	: H22.009.003
Lab ID	: WG1869287-1	Date Collected	: NA
Client ID	: WG1869287-1BLANK	Date Received	: NA
Sample Location	:	Date Analyzed	: 12/29/23 18:11
Sample Matrix	: SOIL	Dilution Factor	: 1
Analytical Method	: 1,6010D	Analyst	: MAM
Lab File ID	: WG1869399.pdf	Instrument ID	: TRACE9
Sample Amount	: 1.25g	%Solids	: NA
Digestion Method	: EPA 3050B	Date Digested	: 12/29/23

		mg/kg			
CAS NO.	Parameter	Results	RL	MDL	Qualifier
7429-90-5	Aluminum, Total	ND	4.00	1.08	U
7440-36-0	Antimony, Total	ND	2.00	0.152	U
7440-38-2	Arsenic, Total	ND	0.400	0.083	U
7440-39-3	Barium, Total	ND	0.400	0.070	U
7440-41-7	Beryllium, Total	ND	0.200	0.013	U
7440-43-9	Cadmium, Total	ND	0.400	0.039	U
7440-70-2	Calcium, Total	ND	4.00	1.40	U
7440-47-3	Chromium, Total	0.139	0.400	0.038	J
7440-48-4	Cobalt, Total	ND	0.800	0.066	U
7440-50-8	Copper, Total	ND	0.400	0.103	U
7439-89-6	Iron, Total	0.605	2.00	0.361	J
7439-92-1	Lead, Total	ND	2.00	0.107	U
7439-95-4	Magnesium, Total	ND	4.00	0.616	U
7439-96-5	Manganese, Total	ND	0.400	0.064	U
7440-02-0	Nickel, Total	ND	1.00	0.097	U
7440-09-7	Potassium, Total	ND	100	5.76	U
7782-49-2	Selenium, Total	ND	0.800	0.103	U
7440-22-4	Silver, Total	ND	0.200	0.113	U
7440-23-5	Sodium, Total	ND	80.0	1.26	U
7440-28-0	Thallium, Total	ND	0.800	0.126	U
7440-62-2	Vanadium, Total	ND	0.400	0.081	U
7440-66-6	Zinc, Total	ND	2.00	0.117	U

Form 1
METALS

Client	: C&S Companies	Lab Number	: L2376309
Project Name	: AMHERST CENTRAL PARK STATION	Project Number	: H22.009.003
Lab ID	: WG1869048-1	Date Collected	: NA
Client ID	: WG1869048-1BLANK	Date Received	: NA
Sample Location	:	Date Analyzed	: 01/02/24 11:16
Sample Matrix	: SOIL	Dilution Factor	: 1
Analytical Method	: 1,6010D	Analyst	: DHL
Lab File ID	: WG1869972.pdf	Instrument ID	: TRACE9
Sample Amount	: 1.25g	%Solids	: NA
Digestion Method	: EPA 3050B	Date Digested	: 12/29/23

		mg/kg			
CAS NO.	Parameter	Results	RL	MDL	Qualifier
7429-90-5	Aluminum, Total	ND	4.00	1.08	U
7440-36-0	Antimony, Total	ND	2.00	0.152	U
7440-38-2	Arsenic, Total	ND	0.400	0.083	U
7440-39-3	Barium, Total	ND	0.400	0.070	U
7440-41-7	Beryllium, Total	ND	0.200	0.013	U
7440-43-9	Cadmium, Total	ND	0.400	0.039	U
7440-70-2	Calcium, Total	ND	4.00	1.40	U
7440-47-3	Chromium, Total	0.071	0.400	0.038	J
7440-48-4	Cobalt, Total	ND	0.800	0.066	U
7440-50-8	Copper, Total	ND	0.400	0.103	U
7439-89-6	Iron, Total	ND	2.00	0.361	U
7439-92-1	Lead, Total	ND	2.00	0.107	U
7439-95-4	Magnesium, Total	ND	4.00	0.616	U
7439-96-5	Manganese, Total	ND	0.400	0.064	U
7440-02-0	Nickel, Total	ND	1.00	0.097	U
7440-09-7	Potassium, Total	ND	100	5.76	U
7782-49-2	Selenium, Total	ND	0.800	0.103	U
7440-22-4	Silver, Total	ND	0.200	0.113	U
7440-23-5	Sodium, Total	ND	80.0	1.26	U
7440-28-0	Thallium, Total	ND	0.800	0.126	U
7440-62-2	Vanadium, Total	ND	0.400	0.081	U
7440-66-6	Zinc, Total	ND	2.00	0.117	U

Form 1
METALS

Client	: C&S Companies	Lab Number	: L2376309
Project Name	: AMHERST CENTRAL PARK STATION	Project Number	: H22.009.003
Lab ID	: WG1869065-1	Date Collected	: NA
Client ID	: WG1869065-1BLANK	Date Received	: NA
Sample Location	:	Date Analyzed	: 01/02/24 16:29
Sample Matrix	: SOIL	Dilution Factor	: 1
Analytical Method	: 1,6010D	Analyst	: TAA
Lab File ID	: WG1869976.pdf	Instrument ID	: TRACE7
Sample Amount	: 1.25g	%Solids	: NA
Digestion Method	: EPA 3050B	Date Digested	: 12/28/23

		mg/kg			
CAS NO.	Parameter	Results	RL	MDL	Qualifier
7429-90-5	Aluminum, Total	ND	4.00	1.08	U
7440-36-0	Antimony, Total	ND	2.00	0.152	U
7440-38-2	Arsenic, Total	0.139	0.400	0.083	J
7440-39-3	Barium, Total	ND	0.400	0.070	U
7440-41-7	Beryllium, Total	ND	0.200	0.013	U
7440-43-9	Cadmium, Total	ND	0.400	0.039	U
7440-70-2	Calcium, Total	ND	4.00	1.40	U
7440-47-3	Chromium, Total	0.106	0.400	0.038	J
7440-48-4	Cobalt, Total	ND	0.800	0.066	U
7440-50-8	Copper, Total	ND	0.400	0.103	U
7439-89-6	Iron, Total	ND	2.00	0.361	U
7439-92-1	Lead, Total	ND	2.00	0.107	U
7439-95-4	Magnesium, Total	ND	4.00	0.616	U
7439-96-5	Manganese, Total	ND	0.400	0.064	U
7440-02-0	Nickel, Total	ND	1.00	0.097	U
7440-09-7	Potassium, Total	ND	100	5.76	U
7782-49-2	Selenium, Total	ND	0.800	0.103	U
7440-22-4	Silver, Total	ND	0.200	0.113	U
7440-23-5	Sodium, Total	1.97	80.0	1.26	J
7440-28-0	Thallium, Total	ND	0.800	0.126	U
7440-62-2	Vanadium, Total	ND	0.400	0.081	U
7440-66-6	Zinc, Total	ND	2.00	0.117	U

Form 5a
Matrix Spike

Client	: C&S Companies	Lab Number	: L2376309
Project Name	: AMHERST CENTRAL PARK STATION	Project Number	: H22.009.003
Client Sample ID	: SB-22-A	Matrix	: SOIL
Lab Sample ID	: L2376309-36		
Matrix Spike	: WG1869287-3	MS Analysis Date	: 12/29/23 18:28
Matrix Spike Dup	: WG1869287-4	MSD Analysis Date	: 12/29/23 18:31

		Matrix Spike Sample				Matrix Spike Duplicate						
Parameter	Sample Conc. (mg/kg)	Spike Added (mg/kg)	Spike Conc. (mg/kg)	%R		Spike Added (mg/kg)	Spike Conc. (mg/kg)	%R		RPD	Recovery Limits	RPD Limit	
Aluminum, Total	9960	200	10800	419	Q	199	10600	321	Q	2	75-125	20	+
Antimony, Total	ND	50.1	51.6	103		49.8	50.4	101		2	75-125	20	
Arsenic, Total	4.28	12	18.1	115		12	17.6	111		3	75-125	20	
Barium, Total	81.3	200	266	92		199	262	91		2	75-125	20	
Beryllium, Total	0.526	5.01	5.37	97		4.98	5.20	94		3	75-125	20	
Cadmium, Total	0.214J	5.31	4.53	85		5.28	4.41	84		3	75-125	20	
Calcium, Total	22000	1000	28100	609	Q	996	29400	743	Q	5	75-125	20	+
Chromium, Total	14.0	20	31.5	87		19.9	31.6	88		0	75-125	20	
Cobalt, Total	5.94	50.1	49.3	86		49.8	47.9	84		3	75-125	20	
Copper, Total	15.7	25	40.5	99		24.9	40.4	99		0	75-125	20	
Iron, Total	16500	100	17700	1200	Q	99.6	18200	1710	Q	3	75-125	20	+
Lead, Total	33.5	53.1	92.2	110		52.8	98.6	123		7	75-125	20	
Magnesium, Total	9660	1000	13800	413	Q	996	12200	255	Q	12	75-125	20	+
Manganese, Total	431	50.1	501	140	Q	49.8	463	64	Q	8	75-125	20	+
Nickel, Total	13.2	50.1	54.3	82		49.8	53.2	80		2	75-125	20	
Potassium, Total	771	1000	1880	111		996	1820	105		3	75-125	20	
Selenium, Total	0.376J	12	12.8	106		12	12.4	104		3	75-125	20	
Silver, Total	ND	5.01	5.23	104		4.98	5.10	102		3	75-125	20	
Sodium, Total	61.4J	1000	1060	106		996	1020	102		4	75-125	20	
Thallium, Total	ND	12	10.8	90		12	10.6	89		2	75-125	20	
Vanadium, Total	18.4	50.1	65.0	93		49.8	63.4	90		2	75-125	20	
Zinc, Total	84.9	50.1	121	72	Q	49.8	124	78		2	75-125	20	

+Sample amount detected > 4X spike amount added

Form 5a
Matrix Spike

Client	: C&S Companies	Lab Number	: L2376309
Project Name	: AMHERST CENTRAL PARK STATION	Project Number	: H22.009.003
Client Sample ID	: NA	Matrix	: SOIL
Lab Sample ID	: L2374833-01		
Matrix Spike	: WG1869048-3	MS Analysis Date	: 01/02/24 11:36
Matrix Spike Dup	:	MSD Analysis Date	:

		Matrix Spike Sample				Matrix Spike Duplicate						
Parameter	Sample Conc. (mg/kg)	Spike Added (mg/kg)	Spike Conc. (mg/kg)	%R		Spike Added (mg/kg)	Spike Conc. (mg/kg)	%R	RPD	Recovery Limits	RPD Limit	
Aluminum, Total	2000	398	2840	211	Q					75-125	20	+
Antimony, Total	ND	99.5	97.1	98						75-125	20	
Arsenic, Total	3.52	23.9	33.2	124						75-125	20	
Barium, Total	67.4	398	480	104						75-125	20	
Beryllium, Total	0.122J	9.95	11.0	110						75-125	20	
Cadmium, Total	0.664J	10.5	10.6	100						75-125	20	
Calcium, Total	19000	1990	19100	5	Q					75-125	20	+
Chromium, Total	9.79	39.8	51.9	106						75-125	20	
Cobalt, Total	4.58	99.5	104	100						75-125	20	
Copper, Total	43.7	49.8	94.2	101						75-125	20	
Iron, Total	4930	199	5440	256	Q					75-125	20	=
Lead, Total	50.9	105	164	107						75-125	20	
Magnesium, Total	4740	1990	6620	94						75-125	20	
Manganese, Total	198	99.5	286	88						75-125	20	
Nickel, Total	22.0	99.5	116	94						75-125	20	
Potassium, Total	2310	1990	4530	112						75-125	20	
Selenium, Total	0.803J	23.9	32.4	136	Q					75-125	20	
Silver, Total	ND	9.95	10.8	108						75-125	20	
Sodium, Total	167J	1990	2460	124						75-125	20	
Thallium, Total	ND	23.9	25.0	105						75-125	20	
Vanadium, Total	10.3	99.5	113	103						75-125	20	
Zinc, Total	94.1	99.5	189	95						75-125	20	

+Sample amount detected > 4X spike amount added

Form 5a
Matrix Spike

Client	: C&S Companies	Lab Number	: L2376309
Project Name	: AMHERST CENTRAL PARK STATION	Project Number	: H22.009.003
Client Sample ID	: NA	Matrix	: SOIL
Lab Sample ID	: L2376218-04		
Matrix Spike	: WG1869065-3	MS Analysis Date	: 01/02/24 16:58
Matrix Spike Dup	:	MSD Analysis Date	:

		Matrix Spike Sample				Matrix Spike Duplicate						
Parameter	Sample Conc. (mg/kg)	Spike Added (mg/kg)	Spike Conc. (mg/kg)	%R		Spike Added (mg/kg)	Spike Conc. (mg/kg)	%R	RPD	Recovery Limits	RPD Limit	
Aluminum, Total	4290	182	4400	60	Q					75-125	20	+
Antimony, Total	ND	45.5	39.2	86						75-125	20	
Arsenic, Total	2.63	10.9	15.0	113						75-125	20	
Barium, Total	37.7	182	211	95						75-125	20	
Beryllium, Total	0.217J	4.55	4.53	100						75-125	20	
Cadmium, Total	0.284J	4.82	4.94	102						75-125	20	
Calcium, Total	29300	910	25000	0	Q					75-125	20	+
Chromium, Total	7.14	18.2	24.9	98						75-125	20	
Cobalt, Total	3.57	45.5	48.6	99						75-125	20	
Copper, Total	10.8	22.8	32.4	95						75-125	20	
Iron, Total	8350	91	7470	0	Q					75-125	20	+
Lead, Total	9.28	48.2	59.0	103						75-125	20	
Magnesium, Total	13100	910	11900	0	Q					75-125	20	+
Manganese, Total	201	45.5	209	18	Q					75-125	20	+
Nickel, Total	8.02	45.5	51.7	96						75-125	20	
Potassium, Total	290	910	1200	100						75-125	20	
Selenium, Total	0.150J	10.9	12.3	112						75-125	20	
Silver, Total	ND	4.55	4.99	110						75-125	20	
Sodium, Total	135	910	1090	105						75-125	20	
Thallium, Total	ND	10.9	10.7	98						75-125	20	
Vanadium, Total	11.6	45.5	55.7	97						75-125	20	
Zinc, Total	31.4	45.5	75.8	98						75-125	20	

+Sample amount detected > 4X spike amount added

Form 5a
Matrix Spike

Client	: C&S Companies	Lab Number	: L2376309
Project Name	: AMHERST CENTRAL PARK STATION	Project Number	: H22.009.003
Client Sample ID	: SB-22-A	Matrix	: SOLID
Lab Sample ID	: L2376309-36		
Matrix Spike	: WG1870136-4	MS Analysis Date	: 01/02/24 18:29
Matrix Spike Dup	: WG1870136-5	MSD Analysis Date	: 01/02/24 18:30

		Matrix Spike Sample				Matrix Spike Duplicate					
Parameter	Sample Conc. (mg/kg)	Spike Added (mg/kg)	Spike Conc. (mg/kg)	%R		Spike Added (mg/kg)	Spike Conc. (mg/kg)	%R	RPD	Recovery Limits	RPD Limit
Cyanide, Total	4.0	12	11	58	Q	12	13	75	26	75-125	35

Form 5a
Matrix Spike

Client	: C&S Companies	Lab Number	: L2376309
Project Name	: AMHERST CENTRAL PARK STATION	Project Number	: H22.009.003
Client Sample ID	: SB-04-B	Matrix	: SOIL
Lab Sample ID	: L2376309-06		
Matrix Spike	: WG1870264-4	MS Analysis Date	: 01/03/24 13:27
Matrix Spike Dup	: WG1870264-5	MSD Analysis Date	: 01/03/24 13:28

		Matrix Spike Sample				Matrix Spike Duplicate						
Parameter	Sample Conc. (mg/kg)	Spike Added (mg/kg)	Spike Conc. (mg/kg)	%R		Spike Added (mg/kg)	Spike Conc. (mg/kg)	%R		RPD	Recovery Limits	RPD Limit
Cyanide, Total	ND	10	3.6	35	Q	11	5.4	50	Q	35	75-125	35

Appendix C

Validator Qualifications

KENNETH R. APPLIN
Geochemist/Data Validator

Ph.D., Geochemistry and Mineralogy, The Pennsylvania State University

M.S., Geochemistry and Mineralogy, The Pennsylvania State University

B.A., Geological Sciences, SUNY at Geneseo, NY

Dr. Applin has over 35 years of experience working with the geochemistry of natural waters. His prior experience includes working as an Assistant Professor of Geology at the University of Missouri-Columbia and as Chief Hydrogeologist and Geochemist with a leading engineering firm in Rochester, NY. In 1993, he established KR Applin and Associates, a small consulting business that focuses on the geochemistry of natural waters, especially as applied to problems involving the contamination of groundwater and surface water.

Dr. Applin is also an experienced analytical data validator and has provided data validation services since 1994 to a variety of clients performing brownfield cleanup projects, hazardous waste remediation, groundwater monitoring at solid waste facilities, and other projects requiring third-party data validation. Dr. Applin has several years of hands-on experience with the laboratory analysis of natural waters and has successfully completed the USEPA Region II certification courses for performing inorganic and organic analytical data validation.

MICHAEL K. PERRY
Chemist/Data Validator

B.S. Chemistry, Georgia State University, Atlanta, GA

A.A.S., Chemical Technology, Alfred State College, Alfred, NY

Mr. Perry has over 30 years of experience in the analytical laboratory business. During his early career, he spent several years as a laboratory analyst performing the analysis of soil, water, and air samples for inorganic and organic chemical parameters. During his last 20 years in the environmental laboratory business, he managed and directed two major analytical laboratories in Rochester, NY. His management responsibilities included oversight of the daily operations of the lab, staff training and supervision, the selection, purchase, and maintenance of analytical instruments, the introduction of new laboratory methods, analytical quality assurance and quality control, data acquisition and management, and other business-related activities.

Mr. Perry has an extensive working knowledge of the methods and procedures used for sampling and analyzing both inorganic and organic analytes in soil, water, and air. He is an accomplished laboratory chemist and is familiar with the analytical methods and procedures established under the USEPA Contract Laboratory Protocols (CLP), the NYSDEC Analytical Services Protocols (ASP), and the NYSDOH Environmental Laboratory Approval Program (ELAP).

DATA USABILITY SUMMARY REPORT (DUSR)

Amherst Central Park Station
Amherst, NY
Project #: H22.009.003

SDG: L2376694
19 Soil Samples

Prepared for:

C&S Companies
141 Elm Street, Suite 100
Buffalo, NY 14203
Attention: Brian Wasilewski

January 2024

EDU *Environmental Data Usability 10028 Deer Park Dr. Dansville, NY 14437 585-991-9156*

Table of Contents

Page No.

REVIEWER'S NARRATIVE

1.0 SUMMARY 1

2.0 INTRODUCTION 1

3.0 SAMPLE AND ANALYSIS SUMMARY 2

4.0 GUIDANCE DOCUMENTS AND DATA REVIEW CRITERIA 2

5.0 DATA VALIDATION QUALIFIERS 3

6.0 RESULTS OF THE DATA REVIEW 4

7.0 TOTAL USABLE DATA 4

APPENDIX A Validated Analytical Results
APPENDIX B Laboratory QC Documentation
APPENDIX C Validator Qualifications

Tables

Table 4-1 Data Validation Guidance Documents
Table 4-2 Quality Control Criteria for Validating Laboratory Analytical Data

Summaries of Validated Results
Table 6-1 ICP Metals
Table 6-2 Mercury
Table 6-3 TCN and Cr+6

REVIEWER'S NARRATIVE
C&S Companies SDG L2376694 – Amherst Central Park Station

The data associated with this Sample Delivery Group (SDG) L2376694, analyzed by Alpha Analytical, Westborough, MA have been reviewed in accordance with assessment criteria provided by the New York State Department of Environmental Conservation following the review procedures provided in the USEPA Functional Guidelines for evaluating organic and inorganic data.

All analytical results reported by the laboratory are considered valid and acceptable except results that have been qualified as rejected, "R". Results qualified as estimated "J", or as non-detects, "U", are considered usable for the purpose of evaluating water and/or soil quality. However, these qualifiers indicate that the accuracy and/or precision of the analytical result is questionable. A summary of all data that have been qualified and the reasons for qualification are provided in the following data usability summary report (DUSR).

Two facts should be noted by all data users. First, the "R" qualifier means that the associated value is unusable. In other words, due to significant quality control (QC) problems, the analysis is invalid and provides no information as to whether the analyte is present or not. Values qualified with an "R" should not appear on the final data tables because they cannot be relied upon, even as the last resort. Second, no analyte concentration, even if it has passed all QC tests, is guaranteed to be accurate. Strict QC serves to increase confidence in data, but any value potentially contains error.

Reviewer's Signature: Michael K. Perry Date: 1/25/2024

Michael K. Perry
Chemist

1.0 EVENT SUMMARY

SITE:	Amhert Cntral Park Station Amherst, NY Project #: H22.009.003
SAMPLING DATE:	December 29, 2023
SAMPLE TYPE:	19 soil samples
LABORATORY:	Alpha Analytical Westborough, MA
SDG No.:	L2376694

2.0 INTRODUCTION

This data usability summary report (DUSR) was prepared in accordance with guidance provided by the New York State Department of Environmental Conservation (NYSDEC). The DUSR is based on a review and evaluation of the laboratory analytical data package. Specifically, the NYSDEC guidance recommends review and evaluation of the following elements of the data package:

- Completeness of the data package as defined under the requirements of the NYSDEC Analytical Services Protocols (ASP) Category B or the United States Environmental Protection Agency (USEPA) Contract Laboratory Program (CLP) deliverables,
- Compliance with established analyte holding times,
- Adherence to quality control (QC) limits and specifications for blanks, instrument tuning and calibration, surrogate recoveries, spike recoveries, laboratory duplicate analyses, and other QC criteria,
- Adherence to established analytical protocols,
- Conformance of data summary sheets with raw analytical data, and
- Use of correct data qualifiers.

Data deficiencies, analytical protocol deviations, and quality control problems identified using the review criteria above and their effect on the analytical results are discussed in this report.

3.0 SAMPLE AND ANALYSIS SUMMARY

The data package consists of analytical results for 19 soil samples collected on December 29, 2023. These samples were analyzed for Metals (ICP and Hg), Total Cyanide (TCN), and Hexavalent Chromium (Cr+6).

All laboratory analyses were submitted to Alpha Analytical, Westborough, MA and analyzed as SDG L2376694. The analytical results were provided in NYSDEC ASP Category B format, which includes all raw analytical data and laboratory QC data.

4.0 GUIDANCE DOCUMENTS AND DATA REVIEW CRITERIA

The guidance documents appropriate for reviewing laboratory quality control (QC) data and assigning data qualifiers (flags) to analytical results were selected from those listed in Table 4-1. The QC limits established in the documents applicable to this data review were used to assess the quality of the analytical results. In some cases, however, QC limits established internally by the laboratory were taken into account to determine data quality.

The QC criteria considered for assessing the usability of the reported analytical results provided for each analyte type (i.e. VOCs, SVOCs, metals, etc.) are listed in Table 4-2. These criteria may vary with the analytical method utilized by the laboratory. These criteria comply with the guidance recommended in Section 2.0 above.

5.0 DATA VALIDATION QUALIFIERS

The letter qualifiers (flags) used to define data usability are described briefly below. These letters are assigned by the data validator to analytical results having questionable accuracy and/or precision as determined by reviewing the laboratory QC data associated with the analytical results.

TABLE 4-1

Guidance Used For Validating Laboratory Analytical Data

Analyte Group	Guidance	Date
Metals (ICP-AES)	USEPA SOP HW-3a, Rev. 1	September 2016
Metals (Hg & CN)	USEPA SOP HW-3c, Rev. 1	September 2016
Volatile Organic Compounds (by Methods 8260B & 8260C)	USEPA SOP HW-24, Rev. 4	September 2014
Semi-Volatile Organic Compounds (by Method 8270D)	USEPA SOP HW-22 Rev. 5	December 2010
Pesticides (by Method 8181B)	USEPA SOP HW-44, Rev. 1.1	December 2010
Chlorinated Herbicides (by Method 8151A)	USEPA SOP HW-17, Rev. 3.1	December 2010
Polychlorinated Biphenyls (PCBs)	USEPA SOP HW-37A, Rev. 0	June 2015
Volatile Organic Compounds (Air) (by Method TO-15)	USEPA SOP HW-31, Rev. 6	September 2016
Per- and PolyFluoroAlkyl Substances (PFAS)	* NYSDEC ** US Dept. of Defense	January 2021 November 2022
Radiological Analysis		
Uranium	USEPA Method 908.0	June 1999
Radium-226	USEPA Method 903.1	1980
General Chemistry Parameters	per NYSDEC ASP	July 2005

* Sampling, Analysis, and Assessment of Per- and Polyfluoroalkyl Substances (PFAS) Under NYSDEC's Part 375 Remedial Programs, Appendix I

** Data Validation Guidelines Module 6: Data Validatioin Procedures for Per- and Polyfluoroalkyl Substances Analysis by QSM Table B-24

TABLE 4-2

QUALITY CONTROL CRITERIA USED FOR VALIDATING LABORATORY ANALYTICAL DATA

VOCs	SVOCs	Pesticides/PCBs	Metals	Gen Chemistry	PFAS
Completeness of Pkg	Completeness of Pkg	Completeness of Pkg	Completeness of Pkg	Completeness of Pkg	Completeness of Pkg
Sample Preservation	Sample Preservation	Sample Preservation	Sample Preservation	Sample Preservation	Sample Preservation
Holding Time	Holding Time	Holding Time	Holding Time	Holding Times	Holding Time
System Monitoring Compounds	Surrogate Recoveries	Surrogate Recoveries	Initial/Continuing Calibration	Calibration	Instr Performance Check
Lab Control Sample	Lab Control Sample	Matrix Spikes	CRDL Standards	Lab Control Samples	Initial Calibration
Matrix Spikes	Matrix Spikes	Blanks	Blanks	Blanks	Continuing Calibration
Blanks	Blanks	Instrument Calibration & Verification	Interference Check Sample	Spike Recoveries	Blanks
Instrument Tuning	Instrument Tuning	Comparison of duplicate GC column results	Spike Recoveries	Lab Duplicates	Surrogates
Internal Standards	Internal Standards	Analyte ID	Lab Duplicate		Lab Fortified Blank
Initial Calibration	Initial Calibration	Lab Qualifiers	Lab Control Sample		Matrix Spikes
Continuing Calibration	Continuing Calibration	Field Duplicate	ICP Serial Dilutions		Internal Standards
Lab Qualifiers	Lab Qualifiers		Lab Qualifiers		
Field Duplicate	Field Duplicate		Field Duplicate		

Method TO-15 (Air)	Radiological (U and Ra)
Completeness of Pkg	Completeness of Pkg
Sample Preservation	Sample Preservation
Holding Time	Holding Time
Canister Certification	Sample Specific Yield
Instrument Tuning	Required Detection Limit
Initial Calibration and Instrument Performance	Laboratory Control Sample
	Matrix Spikes
Daily Calibration	Method Blank
Blanks	Instrument Calibration
Lab Control Sample	
Field Duplicate	

The laboratory may also use various letters and symbols to flag analytical results generated when QC limits were exceeded. The meanings of these flags may differ from those used by the independent data validator. Those used by the laboratory are provided with the analytical results.

NOTE: The assignment of data qualifiers by the data reviewer (validator) to laboratory analytical results should not necessarily be interpreted by the data user as a measure of laboratory ability or proficiency. Rather, the qualifiers are intended to provide a measure of data accuracy and precision to the data user, which, for example, may provide a level of confidence in determining whether or not standards or cleanup objectives have been met.

U The analyte was analyzed for but was not detected at or above the sample quantitation limit.

J The analyte was positively identified; the associated numerical value is the *approximate* concentration of the analyte in the sample. (The magnitude of any ± value associated with the result is not determined by data validation).

J+ The result is an estimated quantity and may be biased high.

J- The result is an estimated quantity and may be biased low.

UJ The analyte was analyzed for but not detected. The reported quantitation limit is approximate and may be inaccurate or imprecise.

R The sample result is rejected (i.e., is unusable) due to serious deficiencies in the ability to analyze the sample and meet quality control criteria. The presence or absence of the analyte cannot be verified.

NJ The analysis indicates the presence of an analyte that has been "tentatively identified" and the associated numerical value represents its approximate concentration.

The validated analytical results are attached to this report. Validation qualifiers (flags) are indicated in red print. Data sheets having qualified data are signed and dated by the data reviewer.

6.0 RESULTS OF THE DATA REVIEW

The results of the data review are summarized in Tables 6-1 through 6-3. The tables list the samples where QC criteria were found to exceed acceptable limits and the actions taken to qualify the associated analytical results.

7.0 TOTAL USABLE DATA

For SDG L2376694, 19 samples were analyzed and results were reported for 459 analytes. Even though some results were flagged with a "J" as estimated, all results (100 %) are considered usable. See the summary table for the analyses that have been rejected and qualified and the associated QC reasons.

Table 6-1 ICP Metals

SAMPLES AFFECTED	ANALYTES	ACTION	QC VIOLATION	COMMENTS
SB-01-B	Na	J+ detects	MS rec > QC limit	Data are biased high
SB-19-B	Se	J+ detects	MS rec > QC limit	Data are biased high

Table 6-2 Mercury

SAMPLES AFFECTED	ANALYTES	ACTION	QC VIOLATION	COMMENTS
none		none		

Table 6-3 TCN and Cr+6

SAMPLES AFFECTED	ANALYTES	ACTION	QC VIOLATION	COMMENTS
SB-01-A	TCN	J- detects UJ non-detects	MS rec < QC limit	Data are biased low
SB-19-B	Cr+6	J- detects UJ non-detects	MS rec and LCS rec < QC limit	Data are biased low
SB-08-B SS-01 SB-18-B	Cr+6	J- detects UJ non-detects	MS rec < QC limit	Data are biased low

ACRONYMS

BSP	Blank Spike
CCAL	Continuing Calibration
CCB	Continuing Calibration Blank
CCV	Continuing Calibration Verification
CRDL	Contract Required Detection Limit
CRQL	Contract Required Quantitation Limit
%D	Percent Difference
ICAL	Initial Calibration
ICB	Initial Calibration Blank
IS	Internal Standard
LCS	Laboratory Control Sample
MS/MSD	Matrix Spike/Matrix Spike Duplicate
QA	Quality Assurance
QC	Quality Control
%R	Percent recovery
RPD	Relative Percent Difference
RRF	Relative Response Factor
%RSD	Percent Relative Standard Deviation
TAL	Target Analyte List (metals)
TCL	Target Compound List (organics)

Appendix A

Validated Analytical Results

www.alphalab.com

Alpha Analytical

Laboratory Code: 11148

SDG Number: L2376694

The original project report/data package is held by Alpha Analytical. This report/data package is paginated and should be reproduced only in its entirety. Alpha Analytical holds no responsibility for results and/or data that are not consistent with the original.

Project Name: AMHERST CENTRAL PARK SOUTH
Project Number: H22.009.003

Lab Number: L2376694
Report Date: 01/08/24

Alpha Sample ID	Client ID	Matrix	Sample Location	Collection Date/Time	Receive Date
L2376694-01	SB-01-A	SOIL	Not Specified	12/29/23 08:25	12/29/23
L2376694-02	SB-01-B	SOIL	Not Specified	12/29/23 08:25	12/29/23
L2376694-03	SB-1A-A	SOIL	Not Specified	12/29/23 08:30	12/29/23
L2376694-04	SB-1A-B	SOIL	Not Specified	12/29/23 08:30	12/29/23
L2376694-05	SB-08-A	SOIL	Not Specified	12/29/23 08:35	12/29/23
L2376694-06	SB-08-B	SOIL	Not Specified	12/29/23 08:35	12/29/23
L2376694-07	SS-01	SOIL	Not Specified	12/29/23 09:30	12/29/23
L2376694-08	SB-16-A	SOIL	Not Specified	12/29/23 08:50	12/29/23
L2376694-09	SB-16-B	SOIL	Not Specified	12/29/23 08:50	12/29/23
L2376694-10	SB-17-A	SOIL	Not Specified	12/29/23 08:45	12/29/23
L2376694-11	SB-17-B	SOIL	Not Specified	12/29/23 08:45	12/29/23
L2376694-12	SB-18-A	SOIL	Not Specified	12/29/23 08:40	12/29/23
L2376694-13	SB-18-B	SOIL	Not Specified	12/29/23 08:40	12/29/23
L2376694-14	SB-19-B	SOIL	Not Specified	12/29/23 08:55	12/29/23
L2376694-15	SB-19-A	SOIL	Not Specified	12/29/23 08:55	12/29/23
L2376694-16	SB-20-A	SOIL	Not Specified	12/29/23 09:05	12/29/23
L2376694-17	SB-20-B	SOIL	Not Specified	12/29/23 09:05	12/29/23
L2376694-18	SB-21-A	SOIL	Not Specified	12/29/23 09:00	12/29/23
L2376694-19	SB-21-B	SOIL	Not Specified	12/29/23 09:00	12/29/23

Case Narrative (continued)

Report Submission

All non-detect (ND) or estimated concentrations (J-qualified) have been quantitated to the limit noted in the MDL column.

Sample Receipt

The analyses performed were specified by the client.

Total Metals

L2376694-01 through -19: The sample has elevated detection limits for all elements, with the exception of mercury, due to the dilution required by the sample matrix.

The WG1870090-3 MS recoveries for aluminum (839%) and iron (266%), performed on L2376694-01, do not apply because the sample concentrations are greater than four times the spike amounts added.

The WG1870090-3 MS recovery, performed on L2376694-01, is outside the acceptance criteria for potassium (127%). A post digestion spike was performed and was within acceptance criteria.

The WG1870367-3/-4 MS/MSD recoveries for aluminum (MSD 0%) and iron (0%), performed on L2376694-14, do not apply because the sample concentrations are greater than four times the spike amounts added.

The WG1870367-3 MS recovery, performed on L2376694-14, is outside the acceptance criteria for selenium (128%). A post digestion spike was performed and was within acceptance criteria.

Cyanide, Total

The WG1871708-2/-3 LCS/LCSD recoveries for cyanide, total (60%/70%), associated with L2376694-15, are outside our in-house acceptance criteria, but within the vendor-certified acceptance limits. The results of the original analysis are reported.

Hexavalent Chromium

The WG1870765-2 LCS recovery for chromium, hexavalent (70%), associated with L2376694-06, -07, -13, and -14, is outside our in-house acceptance criteria, but within the vendor-certified acceptance limits. The results of the original analyses are reported.

Case Narrative (continued)

The WG1870765-4/-5 Insoluble MS/MSD recoveries for chromium, hexavalent (52%/51%), performed on L2376694-14, are below the acceptance criteria. The Soluble MS recovery for chromium, hexavalent (27%) was also below criteria. This has been attributed to matrix interference. A post-spike was performed with an acceptable recovery of 97%.

I, the undersigned, attest under the pains and penalties of perjury that, to the best of my knowledge and belief and based upon my personal inquiry of those responsible for providing the information contained in this analytical report, such information is accurate and complete. This certificate of analysis is not complete unless this page accompanies any and all pages of this report.

Authorized Signature: Kelley Wolf Report Date: 01/08/24

Title: Technical Director/Representative

NEW YORK CHAIN OF CUSTODY

ALPHA ANALYTICAL

Westborough, MA 01581 — 8 Walkup Dr. — TEL: 508-898-9220 — FAX: 508-898-9193

Mansfield, MA 02048 — 320 Forbes Blvd — TEL: 508-822-9300 — FAX: 508-822-3288

Service Centers
Mahwah, NJ 07430: 35 Whitney Rd, Suite 5
Albany, NY 12205: 14 Walker Way
Tonawanda, NY 14150: 275 Cooper Ave, Suite 105

Page 1 of 3

Date Rec'd in Lab: 12/30/23

ALPHA Job #: L2376694

Client Information
Client: CTS Engineers
Address: 141 Elm Street Ste 100
Buffalo, NY 14203
Phone: 716-847-1630
Fax:
Email: cmartin@cscos.com

Project Information
Project Name: Amherst Central Park South
Project Location:
Project #: H22.009.003
(Use Project name as Project #)
Project Manager: Cody Martin
ALPHAQuote #:

Turn-Around Time
Standard [X] Due Date:
Rush (only if pre approved) [ ] # of Days:

Deliverables
[ ] ASP-A [X] ASP-B
[X] EQuIS (1 File) [ ] EQuIS (4 File)
[ ] Other

Regulatory Requirement
[ ] NY TOGS [X] NY Part 375
[ ] AWQ Standards [ ] NY CP-51
[ ] NY Restricted Use [ ] Other
[ ] NY Unrestricted Use
[ ] NYC Sewer Discharge

Billing Information
[X] Same as Client Info
PO #

Disposal Site Information
Please identify below location of applicable disposal facilities.
Disposal Facility:
[ ] NJ [X] NY
[ ] Other:

These samples have been previously analyzed by Alpha [ ]

Other project specific requirements/comments:

Please specify Metals or TAL.

ANALYSIS

Sample Filtration
[ ] Done
[ ] Lab to do
Preservation
[ ] Lab to do
(Please Specify below)

ALPHA Lab ID (Lab Use Only)	Sample ID	Collection Date	Collection Time	Sample Matrix	Sampler's Initials	TS	Total Cyanide	TAL Metals Total Hg	HEX CR					Sample Specific Comments	Total Bottle
76694-01	SB-01-A	12/25/2023	8:25	S	BW	X	X	X							3
02	SB-01-B		8:25			X	X	X							3
03	SB-1A-A		8:30			X	X	X							3
04	SB-1A-B		8:30			X	X	X							3
05	SB-08-A		8:35			X	X	X							3
06	SB-08-B		8:35			X	X	X	X						4
07	SS-01		9:30			X	X	X	X						4
08	SB-16-A		8:50			X	X	X							3
09	SB-16-B		8:50			X	X	X							3
10	SB-17-A		8:45			X	X	X							3
	Container Type					P	G	G	G						
	Preservative					A	A	A	A						

Preservative Code:
A = None
B = HCl
C = HNO_3
D = H_2SO_4
E = NaOH
F = MeOH
G = $NaHSO_4$
H = $Na_2S_2O_3$
K/E = Zn Ac/NaOH
O = Other

Container Code
P = Plastic
A = Amber Glass
V = Vial
G = Glass
B = Bacteria Cup
C = Cube
O = Other
E = Encore
D = BOD Bottle

Westboro: Certification No: MA935
Mansfield: Certification No: MA015

Relinquished By:	Date/Time	Received By:	Date/Time
	12/29/23 15:53		12/29/23 1553
	12/29/23 1553		12/30/23 0015

Please print clearly, legibly and completely. Samples can not be logged in and turnaround time clock will not start until any ambiguities are resolved. BY EXECUTING THIS COC, THE CLIENT HAS READ AND AGREES TO BE BOUND BY ALPHA'S TERMS & CONDITIONS. (See reverse side.)

Form No: 01-25 HC (rev. 30-Sept-2013)

NEW YORK CHAIN OF CUSTODY

ALPHA ANALYTICAL

Westborough, MA 01581
8 Walkup Dr.
TEL: 508-898-9220
FAX: 508-898-9193

Mansfield, MA 02048
320 Forbes Blvd
TEL: 508-822-9300
FAX: 508-822-3288

Service Centers
Mahwah, NJ 07430: 35 Whitney Rd, Suite 5
Albany, NY 12205: 14 Walker Way
Tonawanda, NY 14150: 275 Cooper Ave, Suite 105

Page: 2 of 3

Date Rec'd in Lab: 12/30/23

ALPHA Job #: L2376694

Client Information
Client: C+S Engineers
Address: 141 Elm Street Ste 100
Buffalo, NY 14203
Phone: 716-847-1630
Fax:
Email: cmartin@cscos.com

Project Information
Project Name: Amherst Central Park South
Project Location:
Project #: H22.009.003
(Use Project name as Project #) ☐
Project Manager: Cody Martin
ALPHAQuote #:

Turn-Around Time
Standard ☒ Due Date:
Rush (only if pre approved) ☐ # of Days:

Deliverables
☐ ASP-A ☒ ASP-B
☒ EQuIS (1 File) ☐ EQuIS (4 File)
☐ Other

Regulatory Requirement
☐ NY TOGS ☒ NY Part 375
☐ AWQ Standards ☐ NY CP-51
☐ NY Restricted Use ☐ Other
☐ NY Unrestricted Use
☐ NYC Sewer Discharge

Billing Information
☒ Same as Client Info
PO #

Disposal Site Information
Please identify below location of applicable disposal facilities.
Disposal Facility:
☐ NJ ☒ NY
☐ Other:

These samples have been previously analyzed by Alpha ☐

Other project specific requirements/comments:

Please specify Metals or TAL.

ANALYSIS

Sample Filtration
☐ Done
☐ Lab to do
Preservation
☐ Lab to do
(Please Specify below)

ALPHA Lab ID (Lab Use Only)	Sample ID	Collection Date	Collection Time	Sample Matrix	Sampler's Initials	TS	Total Cyanide	TAL Metals Total Hg	Hex Cr					Sample Specific Comments	Total Bottle
76694-	~~SB-17-B~~	~~12/29/2023~~													
11	SB-17-B	12/29/2023	8:45	S	BW	X	X	X							3
12	SB-18-A		8:40			X	X	X							3
13	SB-18-B		8:40			X	X	X	X						4
14	SB-19-A		8:55			X	X	X							3
15	SB-19-B		8:55			X	X	X	X						4
14	SB-19-MS-A		8:55			X	X	X							3
15	SB-19-MSD-B		8:55			X	X	X							3
16	SB-20-A		9:05			X	X	X							3
17	SB-20-B		9:05			X	X	X							3
	Container Type					P	G	G	G						
	Preservative					A	A	A	A						

Preservative Code:
A = None
B = HCl
C = HNO_3
D = H_2SO_4
E = NaOH
F = MeOH
G = $NaHSO_4$
H = $Na_2S_2O_3$
K/E = Zn Ac/NaOH
O = Other

Container Code
P = Plastic
A = Amber Glass
V = Vial
G = Glass
B = Bacteria Cup
C = Cube
O = Other
E = Encore
D = BOD Bottle

Westboro: Certification No: MA935
Mansfield: Certification No: MA015

Relinquished By:	Date/Time	Received By:	Date/Time
	12/29/23 15:53		12/29/23 15:58
	12/29/23 15:53		12/30/23 0015

Please print clearly, legibly and completely. Samples can not be logged in and turnaround time clock will not start until any ambiguities are resolved. BY EXECUTING THIS COC, THE CLIENT HAS READ AND AGREES TO BE BOUND BY ALPHA'S TERMS & CONDITIONS. (See reverse side.)

Form No: 01-25 HC (rev. 30-Sept-2013)

ALPHA

NEW YORK CHAIN OF CUSTODY

Westborough, MA 01581
8 Walkup Dr.
TEL: 508-898-9220
FAX: 508-898-9193

Mansfield, MA 02048
320 Forbes Blvd
TEL: 508-822-9300
FAX: 508-822-3288

Service Centers
Mahwah, NJ 07430: 35 Whitney Rd, Suite 5
Albany, NY 12205: 14 Walker Way
Tonawanda, NY 14150: 275 Cooper Ave, Suite 105

Page 3 of 3

Date Rec'd in Lab: 12/30/23

ALPHA Job #: L2376694

Project Information
Project Name: Amherst Central Park South
Project Location:
Project # H22.009.003
(Use Project name as Project #) ☐
Project Manager: Cody Martin
ALPHAQuote #:

Turn-Around Time
Standard ☒ Due Date:
Rush (only if pre approved) ☐ # of Days:

Client Information
Client: C+S Engineers
Address: 141 Elm Street Ste 100
Buffalo, NY 14203
Phone: 716-847-1630
Fax:
Email: cmartin@cscos.com

Deliverables
☐ ASP-A ☒ ASP-B
☒ EQuIS (1 File) ☐ EQuIS (4 File)
☐ Other

Regulatory Requirement
☐ NY TOGS ☒ NY Part 375
☐ AWQ Standards ☐ NY CP-51
☐ NY Restricted Use ☐ Other
☐ NY Unrestricted Use
☐ NYC Sewer Discharge

Billing Information
☒ Same as Client Info
PO #

Disposal Site Information
Please identify below location of applicable disposal facilities.
Disposal Facility:
☐ NJ ☒ NY
☐ Other:

These samples have been previously analyzed by Alpha ☐

Other project specific requirements/comments:

Please specify Metals or TAL.

ANALYSIS

Sample Filtration
☐ Done
☐ Lab to do
Preservation
☐ Lab to do
(Please Specify below)

ALPHA Lab ID (Lab Use Only)	Sample ID	Collection Date	Collection Time	Sample Matrix	Sampler's Initials	TS	Total Cyanide	TAL Metals Total Hg	~~HEXER~~					Sample Specific Comments	Total Bottle
76694-18	SB-21-A	12/29/2023	9:00	S	BW	X	X	X							3
19	SB-21-B	12/29/2023	9:00	S	BW	X	X	X							3

Preservative Code:
A = None
B = HCl
C = HNO_3
D = H_2SO_4
E = NaOH
F = MeOH
G = $NaHSO_4$
H = $Na_2S_2O_3$
K/E = Zn Ac/NaOH
O = Other

Container Code
P = Plastic
A = Amber Glass
V = Vial
G = Glass
B = Bacteria Cup
C = Cube
O = Other
E = Encore
D = BOD Bottle

Westboro: Certification No: MA935
Mansfield: Certification No: MA015

Container Type	P	G	G	G
Preservative	A	A	A	A

Relinquished By:	Date/Time	Received By:	Date/Time
[signature]	12/29/23 15:53	[signature] AML	12/29/23 15:53
[signature] AML	12/29/23 1553	[signature]	12/30/23 0015

Please print clearly, legibly and completely. Samples can not be logged in and turnaround time clock will not start until any ambiguities are resolved. BY EXECUTING THIS COC, THE CLIENT HAS READ AND AGREES TO BE BOUND BY ALPHA'S TERMS & CONDITIONS. (See reverse side.)

Form No: 01-25 HC (rev. 30-Sept-2013)

Inorganic Data
(ICP Analysis)

Form 1
METALS

Client	: C&S Companies	Lab Number	: L2376694
Project Name	: AMHERST CENTRAL PARK SOUTH	Project Number	: H22.009.003
Lab ID	: L2376694-01	Date Collected	: 12/29/23 08:25
Client ID	: SB-01-A	Date Received	: 12/29/23
Sample Location	:	Date Analyzed	: 01/02/24 18:46
Sample Matrix	: SOIL	Dilution Factor	: 2
Analytical Method	: 1,6010D	Analyst	: DHL
Lab File ID	: WG1869972.pdf	Instrument ID	: TRACE9
Sample Amount	: 1.293g	%Solids	: 69
Digestion Method	: EPA 3050B	Date Digested	: 01/02/24

		mg/kg			
CAS NO.	Parameter	Results	RL	MDL	Qualifier
7429-90-5	Aluminum, Total	9710	11.2	3.02	
7440-36-0	Antimony, Total	ND	5.60	0.425	U
7440-38-2	Arsenic, Total	5.05	1.12	0.233	
7440-39-3	Barium, Total	45.8	1.12	0.195	
7440-41-7	Beryllium, Total	0.438	0.560	0.037	J
7440-43-9	Cadmium, Total	0.165	1.12	0.110	J
7440-70-2	Calcium, Total	2500	11.2	3.92	
7440-47-3	Chromium, Total	10.3	1.12	0.107	
7440-48-4	Cobalt, Total	3.57	2.24	0.186	
7440-50-8	Copper, Total	11.0	1.12	0.289	
7439-89-6	Iron, Total	13500	5.60	1.01	
7439-92-1	Lead, Total	42.6	5.60	0.300	
7439-95-4	Magnesium, Total	1790	11.2	1.72	
7439-96-5	Manganese, Total	117	1.12	0.178	
7440-02-0	Nickel, Total	10.1	2.80	0.271	
7440-09-7	Potassium, Total	449	280	16.1	
7782-49-2	Selenium, Total	0.600	2.24	0.289	J
7440-22-4	Silver, Total	ND	0.560	0.317	U
7440-23-5	Sodium, Total	58.3	224	3.52	J
7440-28-0	Thallium, Total	ND	2.24	0.352	U
7440-62-2	Vanadium, Total	18.3	1.12	0.227	
7440-66-6	Zinc, Total	59.5	5.60	0.328	

Form 1
METALS

Client	: C&S Companies	Lab Number	: L2376694
Project Name	: AMHERST CENTRAL PARK SOUTH	Project Number	: H22.009.003
Lab ID	: L2376694-02	Date Collected	: 12/29/23 08:25
Client ID	: SB-01-B	Date Received	: 12/29/23
Sample Location	:	Date Analyzed	: 01/02/24 18:43
Sample Matrix	: SOIL	Dilution Factor	: 2
Analytical Method	: 1,6010D	Analyst	: DHL
Lab File ID	: WG1869972.pdf	Instrument ID	: TRACE9
Sample Amount	: 1.288g	%Solids	: 66
Digestion Method	: EPA 3050B	Date Digested	: 01/02/24

		mg/kg				
CAS NO.	Parameter	Results	RL	MDL	Qualifier	
7429-90-5	Aluminum, Total	9650	11.8	3.19		
7440-36-0	Antimony, Total	ND	5.91	0.449	U	
7440-38-2	Arsenic, Total	4.82	1.18	0.246		
7440-39-3	Barium, Total	44.0	1.18	0.206		
7440-41-7	Beryllium, Total	0.427	0.591	0.039	J	
7440-43-9	Cadmium, Total	0.170	1.18	0.116	J	
7440-70-2	Calcium, Total	2020	11.8	4.14		
7440-47-3	Chromium, Total	10.2	1.18	0.113		
7440-48-4	Cobalt, Total	3.38	2.36	0.196		
7440-50-8	Copper, Total	10.4	1.18	0.305		
7439-89-6	Iron, Total	13400	5.91	1.07		
7439-92-1	Lead, Total	42.0	5.91	0.317		
7439-95-4	Magnesium, Total	1680	11.8	1.82		
7439-96-5	Manganese, Total	93.3	1.18	0.188		
7440-02-0	Nickel, Total	9.76	2.95	0.286		
7440-09-7	Potassium, Total	451	295	17.0		
7782-49-2	Selenium, Total	0.567	2.36	0.305	J	
7440-22-4	Silver, Total	ND	0.591	0.334	U	
7440-23-5	Sodium, Total	57.7	236	3.72	J	J+
7440-28-0	Thallium, Total	ND	2.36	0.372	U	
7440-62-2	Vanadium, Total	18.4	1.18	0.240		
7440-66-6	Zinc, Total	57.3	5.91	0.346		

MKP 1/25/2024

Form 1
METALS

Client	: C&S Companies	Lab Number	: L2376694
Project Name	: AMHERST CENTRAL PARK SOUTH	Project Number	: H22.009.003
Lab ID	: L2376694-03	Date Collected	: 12/29/23 08:30
Client ID	: SB-1A-A	Date Received	: 12/29/23
Sample Location	:	Date Analyzed	: 01/02/24 19:58
Sample Matrix	: SOIL	Dilution Factor	: 2
Analytical Method	: 1,6010D	Analyst	: CEY
Lab File ID	: WG1869972.pdf	Instrument ID	: TRACE9
Sample Amount	: 1.274g	%Solids	: 55
Digestion Method	: EPA 3050B	Date Digested	: 01/02/24

		mg/kg			
CAS NO.	Parameter	Results	RL	MDL	Qualifier
7429-90-5	Aluminum, Total	10300	14.4	3.88	
7440-36-0	Antimony, Total	ND	7.19	0.546	U
7440-38-2	Arsenic, Total	7.06	1.44	0.299	
7440-39-3	Barium, Total	71.7	1.44	0.250	
7440-41-7	Beryllium, Total	0.529	0.719	0.047	J
7440-43-9	Cadmium, Total	8.37	1.44	0.141	
7440-70-2	Calcium, Total	3500	14.4	5.03	
7440-47-3	Chromium, Total	107	1.44	0.138	
7440-48-4	Cobalt, Total	6.13	2.88	0.239	
7440-50-8	Copper, Total	20.3	1.44	0.371	
7439-89-6	Iron, Total	17400	7.19	1.30	
7439-92-1	Lead, Total	50.2	7.19	0.385	
7439-95-4	Magnesium, Total	2560	14.4	2.21	
7439-96-5	Manganese, Total	301	1.44	0.228	
7440-02-0	Nickel, Total	14.9	3.59	0.348	
7440-09-7	Potassium, Total	706	359	20.7	
7782-49-2	Selenium, Total	0.558	2.88	0.371	J
7440-22-4	Silver, Total	0.980	0.719	0.407	
7440-23-5	Sodium, Total	66.4	288	4.53	J
7440-28-0	Thallium, Total	ND	2.88	0.453	U
7440-62-2	Vanadium, Total	21.0	1.44	0.292	
7440-66-6	Zinc, Total	82.0	7.19	0.421	

Form 1
METALS

Client	: C&S Companies	Lab Number	: L2376694
Project Name	: AMHERST CENTRAL PARK SOUTH	Project Number	: H22.009.003
Lab ID	: L2376694-04	Date Collected	: 12/29/23 08:30
Client ID	: SB-1A-B	Date Received	: 12/29/23
Sample Location	:	Date Analyzed	: 01/02/24 20:01
Sample Matrix	: SOIL	Dilution Factor	: 2
Analytical Method	: 1,6010D	Analyst	: CEY
Lab File ID	: WG1869972.pdf	Instrument ID	: TRACE9
Sample Amount	: 1.281g	%Solids	: 70
Digestion Method	: EPA 3050B	Date Digested	: 01/02/24

		mg/kg			
CAS NO.	Parameter	Results	RL	MDL	Qualifier
7429-90-5	Aluminum, Total	11300	11.2	3.01	
7440-36-0	Antimony, Total	ND	5.58	0.424	U
7440-38-2	Arsenic, Total	7.39	1.12	0.232	
7440-39-3	Barium, Total	85.4	1.12	0.194	
7440-41-7	Beryllium, Total	0.583	0.558	0.037	
7440-43-9	Cadmium, Total	6.07	1.12	0.109	
7440-70-2	Calcium, Total	2940	11.2	3.90	
7440-47-3	Chromium, Total	67.0	1.12	0.107	
7440-48-4	Cobalt, Total	9.21	2.23	0.185	
7440-50-8	Copper, Total	17.0	1.12	0.288	
7439-89-6	Iron, Total	20800	5.58	1.01	
7439-92-1	Lead, Total	37.0	5.58	0.299	
7439-95-4	Magnesium, Total	2840	11.2	1.72	
7439-96-5	Manganese, Total	640	1.12	0.177	
7440-02-0	Nickel, Total	15.5	2.79	0.270	
7440-09-7	Potassium, Total	675	279	16.0	
7782-49-2	Selenium, Total	0.540	2.23	0.288	J
7440-22-4	Silver, Total	0.742	0.558	0.316	
7440-23-5	Sodium, Total	48.3	223	3.51	J
7440-28-0	Thallium, Total	ND	2.23	0.351	U
7440-62-2	Vanadium, Total	24.5	1.12	0.226	
7440-66-6	Zinc, Total	72.6	5.58	0.327	

Form 1
METALS

Client	: C&S Companies	**Lab Number**	: L2376694
Project Name	: AMHERST CENTRAL PARK SOUTH	**Project Number**	: H22.009.003
Lab ID	: L2376694-05	**Date Collected**	: 12/29/23 08:35
Client ID	: SB-08-A	**Date Received**	: 12/29/23
Sample Location	:	**Date Analyzed**	: 01/02/24 20:05
Sample Matrix	: SOIL	**Dilution Factor**	: 2
Analytical Method	: 1,6010D	**Analyst**	: CEY
Lab File ID	: WG1869972.pdf	**Instrument ID**	: TRACE9
Sample Amount	: 1.28g	**%Solids**	: 67
Digestion Method	: EPA 3050B	**Date Digested**	: 01/02/24

		mg/kg			
CAS NO.	**Parameter**	**Results**	**RL**	**MDL**	**Qualifier**
7429-90-5	Aluminum, Total	9210	11.6	3.14	
7440-36-0	Antimony, Total	ND	5.81	0.442	U
7440-38-2	Arsenic, Total	4.28	1.16	0.242	
7440-39-3	Barium, Total	61.8	1.16	0.202	
7440-41-7	Beryllium, Total	0.450	0.581	0.038	J
7440-43-9	Cadmium, Total	0.843	1.16	0.114	J
7440-70-2	Calcium, Total	3150	11.6	4.07	
7440-47-3	Chromium, Total	17.5	1.16	0.112	
7440-48-4	Cobalt, Total	4.26	2.32	0.193	
7440-50-8	Copper, Total	10.3	1.16	0.300	
7439-89-6	Iron, Total	14600	5.81	1.05	
7439-92-1	Lead, Total	29.3	5.81	0.312	
7439-95-4	Magnesium, Total	1780	11.6	1.79	
7439-96-5	Manganese, Total	288	1.16	0.185	
7440-02-0	Nickel, Total	9.49	2.91	0.281	
7440-09-7	Potassium, Total	535	291	16.7	
7782-49-2	Selenium, Total	0.766	2.32	0.300	J
7440-22-4	Silver, Total	ND	0.581	0.329	U
7440-23-5	Sodium, Total	38.3	232	3.66	J
7440-28-0	Thallium, Total	ND	2.32	0.366	U
7440-62-2	Vanadium, Total	18.4	1.16	0.236	
7440-66-6	Zinc, Total	57.8	5.81	0.341	

Form 1
METALS

Client	: C&S Companies	Lab Number	: L2376694
Project Name	: AMHERST CENTRAL PARK SOUTH	Project Number	: H22.009.003
Lab ID	: L2376694-06	Date Collected	: 12/29/23 08:35
Client ID	: SB-08-B	Date Received	: 12/29/23
Sample Location	:	Date Analyzed	: 01/02/24 20:08
Sample Matrix	: SOIL	Dilution Factor	: 2
Analytical Method	: 1,6010D	Analyst	: CEY
Lab File ID	: WG1869972.pdf	Instrument ID	: TRACE9
Sample Amount	: 1.321g	%Solids	: 65
Digestion Method	: EPA 3050B	Date Digested	: 01/02/24

		mg/kg			
CAS NO.	Parameter	Results	RL	MDL	Qualifier
7429-90-5	Aluminum, Total	12200	11.6	3.14	
7440-36-0	Antimony, Total	ND	5.82	0.442	U
7440-38-2	Arsenic, Total	6.70	1.16	0.242	
7440-39-3	Barium, Total	107	1.16	0.203	
7440-41-7	Beryllium, Total	0.662	0.582	0.038	
7440-43-9	Cadmium, Total	1.83	1.16	0.114	
7440-70-2	Calcium, Total	3280	11.6	4.08	
7440-47-3	Chromium, Total	20.5	1.16	0.112	
7440-48-4	Cobalt, Total	8.56	2.33	0.193	
7440-50-8	Copper, Total	12.6	1.16	0.300	
7439-89-6	Iron, Total	26700	5.82	1.05	
7439-92-1	Lead, Total	36.0	5.82	0.312	
7439-95-4	Magnesium, Total	2140	11.6	1.79	
7439-96-5	Manganese, Total	1750	1.16	0.185	
7440-02-0	Nickel, Total	13.3	2.91	0.282	
7440-09-7	Potassium, Total	629	291	16.8	
7782-49-2	Selenium, Total	ND	2.33	0.300	U
7440-22-4	Silver, Total	0.476	0.582	0.330	J
7440-23-5	Sodium, Total	53.4	233	3.67	J
7440-28-0	Thallium, Total	ND	2.33	0.367	U
7440-62-2	Vanadium, Total	27.8	1.16	0.236	
7440-66-6	Zinc, Total	72.1	5.82	0.341	

Form 1
METALS

Client	: C&S Companies	**Lab Number**	: L2376694
Project Name	: AMHERST CENTRAL PARK SOUTH	**Project Number**	: H22.009.003
Lab ID	: L2376694-07	**Date Collected**	: 12/29/23 09:30
Client ID	: SS-01	**Date Received**	: 12/29/23
Sample Location	:	**Date Analyzed**	: 01/02/24 20:11
Sample Matrix	: SOIL	**Dilution Factor**	: 2
Analytical Method	: 1,6010D	**Analyst**	: CEY
Lab File ID	: WG1869972.pdf	**Instrument ID**	: TRACE9
Sample Amount	: 1.293g	**%Solids**	: 79
Digestion Method	: EPA 3050B	**Date Digested**	: 01/02/24

		mg/kg			
CAS NO.	**Parameter**	**Results**	**RL**	**MDL**	**Qualifier**
7429-90-5	Aluminum, Total	14000	9.74	2.63	
7440-36-0	Antimony, Total	ND	4.87	0.370	U
7440-38-2	Arsenic, Total	6.72	0.974	0.203	
7440-39-3	Barium, Total	139	0.974	0.169	
7440-41-7	Beryllium, Total	0.829	0.487	0.032	
7440-43-9	Cadmium, Total	ND	0.974	0.095	U
7440-70-2	Calcium, Total	38000	9.74	3.41	
7440-47-3	Chromium, Total	19.1	0.974	0.094	
7440-48-4	Cobalt, Total	8.93	1.95	0.162	
7440-50-8	Copper, Total	20.9	0.974	0.251	
7439-89-6	Iron, Total	26700	4.87	0.880	
7439-92-1	Lead, Total	9.85	4.87	0.261	
7439-95-4	Magnesium, Total	11800	9.74	1.50	
7439-96-5	Manganese, Total	488	0.974	0.155	
7440-02-0	Nickel, Total	22.1	2.44	0.236	
7440-09-7	Potassium, Total	1180	244	14.0	
7782-49-2	Selenium, Total	ND	1.95	0.251	U
7440-22-4	Silver, Total	0.620	0.487	0.276	
7440-23-5	Sodium, Total	98.1	195	3.07	J
7440-28-0	Thallium, Total	ND	1.95	0.307	U
7440-62-2	Vanadium, Total	27.4	0.974	0.198	
7440-66-6	Zinc, Total	46.9	4.87	0.285	

Form 1
METALS

Client	: C&S Companies	**Lab Number**	: L2376694
Project Name	: AMHERST CENTRAL PARK SOUTH	**Project Number**	: H22.009.003
Lab ID	: L2376694-08	**Date Collected**	: 12/29/23 08:50
Client ID	: SB-16-A	**Date Received**	: 12/29/23
Sample Location	:	**Date Analyzed**	: 01/02/24 20:14
Sample Matrix	: SOIL	**Dilution Factor**	: 2
Analytical Method	: 1,6010D	**Analyst**	: CEY
Lab File ID	: WG1869972.pdf	**Instrument ID**	: TRACE9
Sample Amount	: 1.302g	**%Solids**	: 68
Digestion Method	: EPA 3050B	**Date Digested**	: 01/02/24

		mg/kg			
CAS NO.	**Parameter**	**Results**	**RL**	**MDL**	**Qualifier**
7429-90-5	Aluminum, Total	11100	11.3	3.05	
7440-36-0	Antimony, Total	ND	5.66	0.430	U
7440-38-2	Arsenic, Total	5.64	1.13	0.235	
7440-39-3	Barium, Total	59.9	1.13	0.197	
7440-41-7	Beryllium, Total	0.442	0.566	0.037	J
7440-43-9	Cadmium, Total	0.308	1.13	0.111	J
7440-70-2	Calcium, Total	1820	11.3	3.96	
7440-47-3	Chromium, Total	21.9	1.13	0.108	
7440-48-4	Cobalt, Total	5.03	2.26	0.188	
7440-50-8	Copper, Total	9.60	1.13	0.292	
7439-89-6	Iron, Total	16300	5.66	1.02	
7439-92-1	Lead, Total	28.3	5.66	0.303	
7439-95-4	Magnesium, Total	2270	11.3	1.74	
7439-96-5	Manganese, Total	206	1.13	0.180	
7440-02-0	Nickel, Total	10.8	2.83	0.274	
7440-09-7	Potassium, Total	534	283	16.3	
7782-49-2	Selenium, Total	ND	2.26	0.292	U
7440-22-4	Silver, Total	0.367	0.566	0.320	J
7440-23-5	Sodium, Total	42.3	226	3.56	J
7440-28-0	Thallium, Total	ND	2.26	0.356	U
7440-62-2	Vanadium, Total	22.4	1.13	0.230	
7440-66-6	Zinc, Total	54.2	5.66	0.331	

Form 1
METALS

Client	: C&S Companies	**Lab Number**	: L2376694
Project Name	: AMHERST CENTRAL PARK SOUTH	**Project Number**	: H22.009.003
Lab ID	: L2376694-09	**Date Collected**	: 12/29/23 08:50
Client ID	: SB-16-B	**Date Received**	: 12/29/23
Sample Location	:	**Date Analyzed**	: 01/02/24 20:18
Sample Matrix	: SOIL	**Dilution Factor**	: 2
Analytical Method	: 1,6010D	**Analyst**	: CEY
Lab File ID	: WG1869972.pdf	**Instrument ID**	: TRACE9
Sample Amount	: 1.3g	**%Solids**	: 73
Digestion Method	: EPA 3050B	**Date Digested**	: 01/02/24

		mg/kg			
CAS NO.	**Parameter**	**Results**	**RL**	**MDL**	**Qualifier**
7429-90-5	Aluminum, Total	10100	10.5	2.84	
7440-36-0	Antimony, Total	ND	5.27	0.400	U
7440-38-2	Arsenic, Total	4.93	1.05	0.219	
7440-39-3	Barium, Total	54.5	1.05	0.183	
7440-41-7	Beryllium, Total	0.412	0.527	0.035	J
7440-43-9	Cadmium, Total	0.270	1.05	0.103	J
7440-70-2	Calcium, Total	1600	10.5	3.69	
7440-47-3	Chromium, Total	19.1	1.05	0.101	
7440-48-4	Cobalt, Total	4.60	2.11	0.175	
7440-50-8	Copper, Total	9.66	1.05	0.272	
7439-89-6	Iron, Total	15100	5.27	0.952	
7439-92-1	Lead, Total	25.3	5.27	0.282	
7439-95-4	Magnesium, Total	2070	10.5	1.62	
7439-96-5	Manganese, Total	186	1.05	0.168	
7440-02-0	Nickel, Total	9.74	2.63	0.255	
7440-09-7	Potassium, Total	591	263	15.2	
7782-49-2	Selenium, Total	0.434	2.11	0.272	J
7440-22-4	Silver, Total	0.346	0.527	0.298	J
7440-23-5	Sodium, Total	45.5	211	3.32	J
7440-28-0	Thallium, Total	ND	2.11	0.332	U
7440-62-2	Vanadium, Total	20.1	1.05	0.214	
7440-66-6	Zinc, Total	48.5	5.27	0.309	

Form 1
METALS

Client	: C&S Companies	Lab Number	: L2376694
Project Name	: AMHERST CENTRAL PARK SOUTH	Project Number	: H22.009.003
Lab ID	: L2376694-10	Date Collected	: 12/29/23 08:45
Client ID	: SB-17-A	Date Received	: 12/29/23
Sample Location	:	Date Analyzed	: 01/02/24 20:21
Sample Matrix	: SOIL	Dilution Factor	: 2
Analytical Method	: 1,6010D	Analyst	: CEY
Lab File ID	: WG1869972.pdf	Instrument ID	: TRACE9
Sample Amount	: 1.311g	%Solids	: 65
Digestion Method	: EPA 3050B	Date Digested	: 01/02/24

		mg/kg			
CAS NO.	Parameter	Results	RL	MDL	Qualifier
7429-90-5	Aluminum, Total	10400	11.8	3.18	
7440-36-0	Antimony, Total	ND	5.88	0.447	U
7440-38-2	Arsenic, Total	8.40	1.18	0.245	
7440-39-3	Barium, Total	79.2	1.18	0.205	
7440-41-7	Beryllium, Total	0.515	0.588	0.039	J
7440-43-9	Cadmium, Total	6.25	1.18	0.115	
7440-70-2	Calcium, Total	4100	11.8	4.12	
7440-47-3	Chromium, Total	112	1.18	0.113	
7440-48-4	Cobalt, Total	4.82	2.35	0.195	
7440-50-8	Copper, Total	25.3	1.18	0.304	
7439-89-6	Iron, Total	15800	5.88	1.06	
7439-92-1	Lead, Total	42.9	5.88	0.315	
7439-95-4	Magnesium, Total	2660	11.8	1.81	
7439-96-5	Manganese, Total	208	1.18	0.187	
7440-02-0	Nickel, Total	13.9	2.94	0.285	
7440-09-7	Potassium, Total	714	294	17.0	
7782-49-2	Selenium, Total	0.487	2.35	0.304	J
7440-22-4	Silver, Total	1.06	0.588	0.333	
7440-23-5	Sodium, Total	54.3	235	3.71	J
7440-28-0	Thallium, Total	ND	2.35	0.371	U
7440-62-2	Vanadium, Total	19.5	1.18	0.239	
7440-66-6	Zinc, Total	84.5	5.88	0.345	

Form 1
METALS

Client	: C&S Companies	**Lab Number**	: L2376694
Project Name	: AMHERST CENTRAL PARK SOUTH	**Project Number**	: H22.009.003
Lab ID	: L2376694-11	**Date Collected**	: 12/29/23 08:45
Client ID	: SB-17-B	**Date Received**	: 12/29/23
Sample Location	:	**Date Analyzed**	: 01/02/24 20:24
Sample Matrix	: SOIL	**Dilution Factor**	: 2
Analytical Method	: 1,6010D	**Analyst**	: CEY
Lab File ID	: WG1869972.pdf	**Instrument ID**	: TRACE9
Sample Amount	: 1.262g	**%Solids**	: 76
Digestion Method	: EPA 3050B	**Date Digested**	: 01/02/24

		mg/kg			
CAS NO.	**Parameter**	**Results**	**RL**	**MDL**	**Qualifier**
7429-90-5	Aluminum, Total	10300	10.5	2.83	
7440-36-0	Antimony, Total	ND	5.23	0.398	U
7440-38-2	Arsenic, Total	10.3	1.05	0.218	
7440-39-3	Barium, Total	85.7	1.05	0.182	
7440-41-7	Beryllium, Total	0.542	0.523	0.035	
7440-43-9	Cadmium, Total	5.44	1.05	0.102	
7440-70-2	Calcium, Total	3990	10.5	3.66	
7440-47-3	Chromium, Total	82.4	1.05	0.100	
7440-48-4	Cobalt, Total	6.07	2.09	0.174	
7440-50-8	Copper, Total	21.4	1.05	0.270	
7439-89-6	Iron, Total	17600	5.23	0.945	
7439-92-1	Lead, Total	34.6	5.23	0.280	
7439-95-4	Magnesium, Total	3170	10.5	1.61	
7439-96-5	Manganese, Total	287	1.05	0.166	
7440-02-0	Nickel, Total	14.5	2.62	0.253	
7440-09-7	Potassium, Total	649	262	15.1	
7782-49-2	Selenium, Total	0.352	2.09	0.270	J
7440-22-4	Silver, Total	0.836	0.523	0.296	
7440-23-5	Sodium, Total	45.4	209	3.30	J
7440-28-0	Thallium, Total	ND	2.09	0.330	U
7440-62-2	Vanadium, Total	20.8	1.05	0.212	
7440-66-6	Zinc, Total	77.1	5.23	0.307	

Form 1
METALS

Client	: C&S Companies	Lab Number	: L2376694
Project Name	: AMHERST CENTRAL PARK SOUTH	Project Number	: H22.009.003
Lab ID	: L2376694-12	Date Collected	: 12/29/23 08:40
Client ID	: SB-18-A	Date Received	: 12/29/23
Sample Location	:	Date Analyzed	: 01/02/24 20:27
Sample Matrix	: SOIL	Dilution Factor	: 2
Analytical Method	: 1,6010D	Analyst	: CEY
Lab File ID	: WG1869972.pdf	Instrument ID	: TRACE9
Sample Amount	: 1.3g	%Solids	: 64
Digestion Method	: EPA 3050B	Date Digested	: 01/02/24

		mg/kg			
CAS NO.	Parameter	Results	RL	MDL	Qualifier
7429-90-5	Aluminum, Total	9330	12.1	3.26	
7440-36-0	Antimony, Total	ND	6.04	0.459	U
7440-38-2	Arsenic, Total	3.80	1.21	0.251	
7440-39-3	Barium, Total	48.8	1.21	0.210	
7440-41-7	Beryllium, Total	0.411	0.604	0.040	J
7440-43-9	Cadmium, Total	0.160	1.21	0.118	J
7440-70-2	Calcium, Total	3100	12.1	4.23	
7440-47-3	Chromium, Total	10.2	1.21	0.116	
7440-48-4	Cobalt, Total	2.91	2.42	0.200	
7440-50-8	Copper, Total	10.1	1.21	0.312	
7439-89-6	Iron, Total	12000	6.04	1.09	
7439-92-1	Lead, Total	27.3	6.04	0.324	
7439-95-4	Magnesium, Total	1750	12.1	1.86	
7439-96-5	Manganese, Total	124	1.21	0.192	
7440-02-0	Nickel, Total	8.86	3.02	0.292	
7440-09-7	Potassium, Total	469	302	17.4	
7782-49-2	Selenium, Total	0.599	2.42	0.312	J
7440-22-4	Silver, Total	ND	0.604	0.342	U
7440-23-5	Sodium, Total	63.3	242	3.80	J
7440-28-0	Thallium, Total	ND	2.42	0.380	U
7440-62-2	Vanadium, Total	16.5	1.21	0.245	
7440-66-6	Zinc, Total	42.1	6.04	0.354	

Form 1
METALS

Client	: C&S Companies	Lab Number	: L2376694
Project Name	: AMHERST CENTRAL PARK SOUTH	Project Number	: H22.009.003
Lab ID	: L2376694-13	Date Collected	: 12/29/23 08:40
Client ID	: SB-18-B	Date Received	: 12/29/23
Sample Location	:	Date Analyzed	: 01/02/24 20:38
Sample Matrix	: SOIL	Dilution Factor	: 2
Analytical Method	: 1,6010D	Analyst	: CEY
Lab File ID	: WG1869972.pdf	Instrument ID	: TRACE9
Sample Amount	: 1.293g	%Solids	: 61
Digestion Method	: EPA 3050B	Date Digested	: 01/02/24

		mg/kg			
CAS NO.	Parameter	Results	RL	MDL	Qualifier
7429-90-5	Aluminum, Total	10400	12.7	3.42	
7440-36-0	Antimony, Total	ND	6.34	0.482	U
7440-38-2	Arsenic, Total	4.33	1.27	0.264	
7440-39-3	Barium, Total	54.2	1.27	0.221	
7440-41-7	Beryllium, Total	0.452	0.634	0.042	J
7440-43-9	Cadmium, Total	0.175	1.27	0.124	J
7440-70-2	Calcium, Total	3230	12.7	4.44	
7440-47-3	Chromium, Total	11.6	1.27	0.122	
7440-48-4	Cobalt, Total	3.28	2.54	0.210	
7440-50-8	Copper, Total	10.7	1.27	0.327	
7439-89-6	Iron, Total	13000	6.34	1.14	
7439-92-1	Lead, Total	30.4	6.34	0.340	
7439-95-4	Magnesium, Total	1950	12.7	1.95	
7439-96-5	Manganese, Total	140	1.27	0.202	
7440-02-0	Nickel, Total	9.95	3.17	0.307	
7440-09-7	Potassium, Total	503	317	18.2	
7782-49-2	Selenium, Total	0.597	2.54	0.327	J
7440-22-4	Silver, Total	ND	0.634	0.359	U
7440-23-5	Sodium, Total	68.2	254	3.99	J
7440-28-0	Thallium, Total	ND	2.54	0.399	U
7440-62-2	Vanadium, Total	18.8	1.27	0.257	
7440-66-6	Zinc, Total	46.1	6.34	0.371	

Form 1
METALS

Client	: C&S Companies	Lab Number	: L2376694
Project Name	: AMHERST CENTRAL PARK SOUTH	Project Number	: H22.009.003
Lab ID	: L2376694-16	Date Collected	: 12/29/23 09:05
Client ID	: SB-20-A	Date Received	: 12/29/23
Sample Location	:	Date Analyzed	: 01/02/24 20:42
Sample Matrix	: SOIL	Dilution Factor	: 2
Analytical Method	: 1,6010D	Analyst	: CEY
Lab File ID	: WG1869972.pdf	Instrument ID	: TRACE9
Sample Amount	: 1.295g	%Solids	: 61
Digestion Method	: EPA 3050B	Date Digested	: 01/02/24

		mg/kg			
CAS NO.	Parameter	Results	RL	MDL	Qualifier
7429-90-5	Aluminum, Total	12000	12.6	3.40	
7440-36-0	Antimony, Total	ND	6.30	0.479	U
7440-38-2	Arsenic, Total	7.48	1.26	0.262	
7440-39-3	Barium, Total	78.6	1.26	0.219	
7440-41-7	Beryllium, Total	0.664	0.630	0.042	
7440-43-9	Cadmium, Total	5.68	1.26	0.123	
7440-70-2	Calcium, Total	2650	12.6	4.41	
7440-47-3	Chromium, Total	49.8	1.26	0.121	
7440-48-4	Cobalt, Total	9.47	2.52	0.209	
7440-50-8	Copper, Total	16.4	1.26	0.325	
7439-89-6	Iron, Total	21000	6.30	1.14	
7439-92-1	Lead, Total	49.0	6.30	0.338	
7439-95-4	Magnesium, Total	3570	12.6	1.94	
7439-96-5	Manganese, Total	382	1.26	0.200	
7440-02-0	Nickel, Total	16.6	3.15	0.305	
7440-09-7	Potassium, Total	1160	315	18.1	
7782-49-2	Selenium, Total	0.510	2.52	0.325	J
7440-22-4	Silver, Total	0.577	0.630	0.356	J
7440-23-5	Sodium, Total	42.6	252	3.97	J
7440-28-0	Thallium, Total	ND	2.52	0.397	U
7440-62-2	Vanadium, Total	24.9	1.26	0.256	
7440-66-6	Zinc, Total	74.7	6.30	0.369	

Form 1
METALS

Client	: C&S Companies	Lab Number	: L2376694
Project Name	: AMHERST CENTRAL PARK SOUTH	Project Number	: H22.009.003
Lab ID	: L2376694-17	Date Collected	: 12/29/23 09:05
Client ID	: SB-20-B	Date Received	: 12/29/23
Sample Location	:	Date Analyzed	: 01/02/24 20:45
Sample Matrix	: SOIL	Dilution Factor	: 2
Analytical Method	: 1,6010D	Analyst	: CEY
Lab File ID	: WG1869972.pdf	Instrument ID	: TRACE9
Sample Amount	: 1.292g	%Solids	: 65
Digestion Method	: EPA 3050B	Date Digested	: 01/02/24

		mg/kg			
CAS NO.	Parameter	Results	RL	MDL	Qualifier
7429-90-5	Aluminum, Total	12800	11.8	3.20	
7440-36-0	Antimony, Total	ND	5.93	0.450	U
7440-38-2	Arsenic, Total	8.52	1.18	0.246	
7440-39-3	Barium, Total	83.8	1.18	0.206	
7440-41-7	Beryllium, Total	0.720	0.593	0.039	
7440-43-9	Cadmium, Total	5.77	1.18	0.116	
7440-70-2	Calcium, Total	2450	11.8	4.15	
7440-47-3	Chromium, Total	47.1	1.18	0.114	
7440-48-4	Cobalt, Total	11.8	2.37	0.197	
7440-50-8	Copper, Total	16.9	1.18	0.306	
7439-89-6	Iron, Total	23000	5.93	1.07	
7439-92-1	Lead, Total	52.7	5.93	0.318	
7439-95-4	Magnesium, Total	3780	11.8	1.82	
7439-96-5	Manganese, Total	407	1.18	0.188	
7440-02-0	Nickel, Total	17.5	2.96	0.287	
7440-09-7	Potassium, Total	1080	296	17.1	
7782-49-2	Selenium, Total	ND	2.37	0.306	U
7440-22-4	Silver, Total	0.586	0.593	0.335	J
7440-23-5	Sodium, Total	52.6	237	3.73	J
7440-28-0	Thallium, Total	ND	2.37	0.373	U
7440-62-2	Vanadium, Total	27.4	1.18	0.241	
7440-66-6	Zinc, Total	77.6	5.93	0.347	

Form 1
METALS

Client	: C&S Companies	**Lab Number**	: L2376694
Project Name	: AMHERST CENTRAL PARK SOUTH	**Project Number**	: H22.009.003
Lab ID	: L2376694-18	**Date Collected**	: 12/29/23 09:00
Client ID	: SB-21-A	**Date Received**	: 12/29/23
Sample Location	:	**Date Analyzed**	: 01/02/24 20:51
Sample Matrix	: SOIL	**Dilution Factor**	: 2
Analytical Method	: 1,6010D	**Analyst**	: CEY
Lab File ID	: WG1869972.pdf	**Instrument ID**	: TRACE9
Sample Amount	: 1.3g	**%Solids**	: 65
Digestion Method	: EPA 3050B	**Date Digested**	: 01/02/24

		mg/kg			
CAS NO.	**Parameter**	**Results**	**RL**	**MDL**	**Qualifier**
7429-90-5	Aluminum, Total	10100	11.9	3.22	
7440-36-0	Antimony, Total	ND	5.95	0.452	U
7440-38-2	Arsenic, Total	7.44	1.19	0.248	
7440-39-3	Barium, Total	73.7	1.19	0.207	
7440-41-7	Beryllium, Total	0.521	0.595	0.039	J
7440-43-9	Cadmium, Total	11.0	1.19	0.117	
7440-70-2	Calcium, Total	10500	11.9	4.17	
7440-47-3	Chromium, Total	135	1.19	0.114	
7440-48-4	Cobalt, Total	6.32	2.38	0.198	
7440-50-8	Copper, Total	24.9	1.19	0.307	
7439-89-6	Iron, Total	16500	5.95	1.08	
7439-92-1	Lead, Total	43.6	5.95	0.319	
7439-95-4	Magnesium, Total	4110	11.9	1.83	
7439-96-5	Manganese, Total	289	1.19	0.189	
7440-02-0	Nickel, Total	16.5	2.98	0.288	
7440-09-7	Potassium, Total	916	298	17.1	
7782-49-2	Selenium, Total	0.378	2.38	0.307	J
7440-22-4	Silver, Total	1.18	0.595	0.337	
7440-23-5	Sodium, Total	61.4	238	3.75	J
7440-28-0	Thallium, Total	ND	2.38	0.375	U
7440-62-2	Vanadium, Total	20.8	1.19	0.242	
7440-66-6	Zinc, Total	82.8	5.95	0.349	

Form 1
METALS

Client	: C&S Companies	**Lab Number**	: L2376694
Project Name	: AMHERST CENTRAL PARK SOUTH	**Project Number**	: H22.009.003
Lab ID	: L2376694-19	**Date Collected**	: 12/29/23 09:00
Client ID	: SB-21-B	**Date Received**	: 12/29/23
Sample Location	:	**Date Analyzed**	: 01/02/24 20:55
Sample Matrix	: SOIL	**Dilution Factor**	: 2
Analytical Method	: 1,6010D	**Analyst**	: CEY
Lab File ID	: WG1869972.pdf	**Instrument ID**	: TRACE9
Sample Amount	: 1.324g	**%Solids**	: 72
Digestion Method	: EPA 3050B	**Date Digested**	: 01/02/24

		mg/kg			
CAS NO.	**Parameter**	**Results**	**RL**	**MDL**	**Qualifier**
7429-90-5	Aluminum, Total	9620	10.5	2.85	
7440-36-0	Antimony, Total	ND	5.27	0.401	U
7440-38-2	Arsenic, Total	8.03	1.05	0.219	
7440-39-3	Barium, Total	72.2	1.05	0.184	
7440-41-7	Beryllium, Total	0.489	0.527	0.035	J
7440-43-9	Cadmium, Total	11.8	1.05	0.103	
7440-70-2	Calcium, Total	8520	10.5	3.69	
7440-47-3	Chromium, Total	152	1.05	0.101	
7440-48-4	Cobalt, Total	5.98	2.11	0.175	
7440-50-8	Copper, Total	25.0	1.05	0.272	
7439-89-6	Iron, Total	15600	5.27	0.952	
7439-92-1	Lead, Total	46.7	5.27	0.283	
7439-95-4	Magnesium, Total	3520	10.5	1.62	
7439-96-5	Manganese, Total	337	1.05	0.168	
7440-02-0	Nickel, Total	15.5	2.64	0.255	
7440-09-7	Potassium, Total	793	264	15.2	
7782-49-2	Selenium, Total	0.646	2.11	0.272	J
7440-22-4	Silver, Total	1.34	0.527	0.298	
7440-23-5	Sodium, Total	60.0	211	3.32	J
7440-28-0	Thallium, Total	ND	2.11	0.332	U
7440-62-2	Vanadium, Total	19.8	1.05	0.214	
7440-66-6	Zinc, Total	83.7	5.27	0.309	

Form 1
METALS

Client	: C&S Companies	Lab Number	: L2376694
Project Name	: AMHERST CENTRAL PARK SOUTH	Project Number	: H22.009.003
Lab ID	: L2376694-14	Date Collected	: 12/29/23 08:55
Client ID	: SB-19-B	Date Received	: 12/29/23
Sample Location	:	Date Analyzed	: 01/03/24 12:31
Sample Matrix	: SOIL	Dilution Factor	: 2
Analytical Method	: 1,6010D	Analyst	: DHL
Lab File ID	: WG1870372.pdf	Instrument ID	: TRACE9
Sample Amount	: 1.314g	%Solids	: 64
Digestion Method	: EPA 3050B	Date Digested	: 01/03/24

		mg/kg				
CAS NO.	Parameter	Results	RL	MDL	Qualifier	
7429-90-5	Aluminum, Total	9600	12.0	3.24		
7440-36-0	Antimony, Total	ND	5.99	0.455	U	
7440-38-2	Arsenic, Total	9.28	1.20	0.249		
7440-39-3	Barium, Total	54.4	1.20	0.208		
7440-41-7	Beryllium, Total	0.391	0.599	0.040	J	
7440-43-9	Cadmium, Total	7.32	1.20	0.117		
7440-70-2	Calcium, Total	3340	12.0	4.19		
7440-47-3	Chromium, Total	117	1.20	0.115		
7440-48-4	Cobalt, Total	3.13	2.40	0.199		
7440-50-8	Copper, Total	18.7	1.20	0.309		
7439-89-6	Iron, Total	12600	5.99	1.08		
7439-92-1	Lead, Total	46.1	5.99	0.321		
7439-95-4	Magnesium, Total	1380	12.0	1.84		
7439-96-5	Manganese, Total	121	1.20	0.190		
7440-02-0	Nickel, Total	10.3	3.00	0.290		
7440-09-7	Potassium, Total	371	300	17.2		
7782-49-2	Selenium, Total	0.663	2.40	0.309	J	J+
7440-22-4	Silver, Total	0.953	0.599	0.339		
7440-23-5	Sodium, Total	71.8	240	3.78	J	
7440-28-0	Thallium, Total	ND	2.40	0.378	U	
7440-62-2	Vanadium, Total	18.9	1.20	0.243		
7440-66-6	Zinc, Total	65.0	5.99	0.351		

MKP 1/25/2024

Form 1
METALS

Client	: C&S Companies	**Lab Number**	: L2376694
Project Name	: AMHERST CENTRAL PARK SOUTH	**Project Number**	: H22.009.003
Lab ID	: L2376694-15	**Date Collected**	: 12/29/23 08:55
Client ID	: SB-19-A	**Date Received**	: 12/29/23
Sample Location	:	**Date Analyzed**	: 01/06/24 17:01
Sample Matrix	: SOIL	**Dilution Factor**	: 2
Analytical Method	: 1,6010D	**Analyst**	: MAM
Lab File ID	: WG1871676.pdf	**Instrument ID**	: TRACE7
Sample Amount	: 1.307g	**%Solids**	: 69
Digestion Method	: EPA 3050B	**Date Digested**	: 01/06/24

		mg/kg			
CAS NO.	**Parameter**	**Results**	**RL**	**MDL**	**Qualifier**
7429-90-5	Aluminum, Total	8990	11.1	3.01	
7440-36-0	Antimony, Total	ND	5.57	0.423	U
7440-38-2	Arsenic, Total	5.91	1.11	0.232	
7440-39-3	Barium, Total	46.0	1.11	0.194	
7440-41-7	Beryllium, Total	0.334	0.557	0.037	J
7440-43-9	Cadmium, Total	4.69	1.11	0.109	
7440-70-2	Calcium, Total	2970	11.1	3.90	
7440-47-3	Chromium, Total	84.1	1.11	0.107	
7440-48-4	Cobalt, Total	2.78	2.23	0.185	
7440-50-8	Copper, Total	14.0	1.11	0.287	
7439-89-6	Iron, Total	12400	5.57	1.00	
7439-92-1	Lead, Total	31.8	5.57	0.298	
7439-95-4	Magnesium, Total	1210	11.1	1.72	
7439-96-5	Manganese, Total	96.2	1.11	0.177	
7440-02-0	Nickel, Total	8.54	2.78	0.270	
7440-09-7	Potassium, Total	245	278	16.0	J
7782-49-2	Selenium, Total	ND	2.23	0.287	U
7440-22-4	Silver, Total	0.500	0.557	0.315	J
7440-23-5	Sodium, Total	69.2	223	3.51	J
7440-28-0	Thallium, Total	0.392	2.23	0.351	J
7440-62-2	Vanadium, Total	18.7	1.11	0.226	
7440-66-6	Zinc, Total	51.0	5.57	0.326	

Inorganic Data
(Mercury Analysis)

No data validation qualifiers were added

MKP 1/25/2024

Form 1
METALS

Client	: C&S Companies	**Lab Number**	: L2376694
Project Name	: AMHERST CENTRAL PARK SOUTH	**Project Number**	: H22.009.003
Lab ID	: L2376694-14	**Date Collected**	: 12/29/23 08:55
Client ID	: SB-19-B	**Date Received**	: 12/29/23
Sample Location	:	**Date Analyzed**	: 01/03/24 12:48
Sample Matrix	: SOIL	**Dilution Factor**	: 1
Analytical Method	: 1,7471B	**Analyst**	: GMG
Lab File ID	: WG1870403.pdf	**Instrument ID**	: NIC3
Sample Amount	: 0.391g	**%Solids**	: 64
Digestion Method	: EPA 7471B	**Date Digested**	: 01/03/24

		mg/kg			
CAS NO.	**Parameter**	**Results**	**RL**	**MDL**	**Qualifier**
7439-97-6	Mercury, Total	0.255	0.101	0.066	

Form 1
METALS

Client	: C&S Companies	**Lab Number**	: L2376694
Project Name	: AMHERST CENTRAL PARK SOUTH	**Project Number**	: H22.009.003
Lab ID	: L2376694-01	**Date Collected**	: 12/29/23 08:25
Client ID	: SB-01-A	**Date Received**	: 12/29/23
Sample Location	:	**Date Analyzed**	: 01/03/24 18:06
Sample Matrix	: SOIL	**Dilution Factor**	: 1
Analytical Method	: 1,7471B	**Analyst**	: GMG
Lab File ID	: WG1870404.pdf	**Instrument ID**	: NIC1
Sample Amount	: 0.316g	**%Solids**	: 69
Digestion Method	: EPA 7471B	**Date Digested**	: 01/02/24

		mg/kg			
CAS NO.	**Parameter**	**Results**	**RL**	**MDL**	**Qualifier**
7439-97-6	Mercury, Total	0.129	0.114	0.075	

Form 1
METALS

Client	: C&S Companies	**Lab Number**	: L2376694
Project Name	: AMHERST CENTRAL PARK SOUTH	**Project Number**	: H22.009.003
Lab ID	: L2376694-02	**Date Collected**	: 12/29/23 08:25
Client ID	: SB-01-B	**Date Received**	: 12/29/23
Sample Location	:	**Date Analyzed**	: 01/03/24 18:09
Sample Matrix	: SOIL	**Dilution Factor**	: 1
Analytical Method	: 1,7471B	**Analyst**	: GMG
Lab File ID	: WG1870404.pdf	**Instrument ID**	: NIC1
Sample Amount	: 0.321g	**%Solids**	: 66
Digestion Method	: EPA 7471B	**Date Digested**	: 01/02/24

		mg/kg			
CAS NO.	**Parameter**	**Results**	**RL**	**MDL**	**Qualifier**
7439-97-6	Mercury, Total	0.119	0.118	0.077	

Form 1
METALS

Client	: C&S Companies	**Lab Number**	: L2376694
Project Name	: AMHERST CENTRAL PARK SOUTH	**Project Number**	: H22.009.003
Lab ID	: L2376694-03	**Date Collected**	: 12/29/23 08:30
Client ID	: SB-1A-A	**Date Received**	: 12/29/23
Sample Location	:	**Date Analyzed**	: 01/03/24 18:12
Sample Matrix	: SOIL	**Dilution Factor**	: 1
Analytical Method	: 1,7471B	**Analyst**	: GMG
Lab File ID	: WG1870404.pdf	**Instrument ID**	: NIC1
Sample Amount	: 0.343g	**%Solids**	: 55
Digestion Method	: EPA 7471B	**Date Digested**	: 01/02/24

		mg/kg			
CAS NO.	**Parameter**	**Results**	**RL**	**MDL**	**Qualifier**
7439-97-6	Mercury, Total	0.668	0.133	0.087	

Form 1
METALS

Client	: C&S Companies	**Lab Number**	: L2376694
Project Name	: AMHERST CENTRAL PARK SOUTH	**Project Number**	: H22.009.003
Lab ID	: L2376694-04	**Date Collected**	: 12/29/23 08:30
Client ID	: SB-1A-B	**Date Received**	: 12/29/23
Sample Location	:	**Date Analyzed**	: 01/03/24 18:16
Sample Matrix	: SOIL	**Dilution Factor**	: 1
Analytical Method	: 1,7471B	**Analyst**	: GMG
Lab File ID	: WG1870404.pdf	**Instrument ID**	: NIC1
Sample Amount	: 0.331g	**%Solids**	: 70
Digestion Method	: EPA 7471B	**Date Digested**	: 01/02/24

		mg/kg			
CAS NO.	**Parameter**	**Results**	**RL**	**MDL**	**Qualifier**
7439-97-6	Mercury, Total	0.471	0.108	0.070	

Form 1
METALS

Client	: C&S Companies	**Lab Number**	: L2376694
Project Name	: AMHERST CENTRAL PARK SOUTH	**Project Number**	: H22.009.003
Lab ID	: L2376694-05	**Date Collected**	: 12/29/23 08:35
Client ID	: SB-08-A	**Date Received**	: 12/29/23
Sample Location	:	**Date Analyzed**	: 01/03/24 18:19
Sample Matrix	: SOIL	**Dilution Factor**	: 1
Analytical Method	: 1,7471B	**Analyst**	: GMG
Lab File ID	: WG1870404.pdf	**Instrument ID**	: NIC1
Sample Amount	: 0.384g	**%Solids**	: 67
Digestion Method	: EPA 7471B	**Date Digested**	: 01/02/24

		mg/kg			
CAS NO.	**Parameter**	**Results**	**RL**	**MDL**	**Qualifier**
7439-97-6	Mercury, Total	0.095	0.097	0.063	J

Form 1
METALS

Client	: C&S Companies	**Lab Number**	: L2376694
Project Name	: AMHERST CENTRAL PARK SOUTH	**Project Number**	: H22.009.003
Lab ID	: L2376694-06	**Date Collected**	: 12/29/23 08:35
Client ID	: SB-08-B	**Date Received**	: 12/29/23
Sample Location	:	**Date Analyzed**	: 01/03/24 18:22
Sample Matrix	: SOIL	**Dilution Factor**	: 1
Analytical Method	: 1,7471B	**Analyst**	: GMG
Lab File ID	: WG1870404.pdf	**Instrument ID**	: NIC1
Sample Amount	: 0.316g	**%Solids**	: 65
Digestion Method	: EPA 7471B	**Date Digested**	: 01/02/24

		mg/kg			
CAS NO.	**Parameter**	**Results**	**RL**	**MDL**	**Qualifier**
7439-97-6	Mercury, Total	0.107	0.122	0.079	J

Form 1
METALS

Client	: C&S Companies	**Lab Number**	: L2376694
Project Name	: AMHERST CENTRAL PARK SOUTH	**Project Number**	: H22.009.003
Lab ID	: L2376694-07	**Date Collected**	: 12/29/23 09:30
Client ID	: SS-01	**Date Received**	: 12/29/23
Sample Location	:	**Date Analyzed**	: 01/03/24 18:26
Sample Matrix	: SOIL	**Dilution Factor**	: 1
Analytical Method	: 1,7471B	**Analyst**	: GMG
Lab File ID	: WG1870404.pdf	**Instrument ID**	: NIC1
Sample Amount	: 0.387g	**%Solids**	: 79
Digestion Method	: EPA 7471B	**Date Digested**	: 01/02/24

		mg/kg			
CAS NO.	**Parameter**	**Results**	**RL**	**MDL**	**Qualifier**
7439-97-6	Mercury, Total	ND	0.081	0.053	U

Form 1
METALS

Client	: C&S Companies	**Lab Number**	: L2376694
Project Name	: AMHERST CENTRAL PARK SOUTH	**Project Number**	: H22.009.003
Lab ID	: L2376694-08	**Date Collected**	: 12/29/23 08:50
Client ID	: SB-16-A	**Date Received**	: 12/29/23
Sample Location	:	**Date Analyzed**	: 01/03/24 18:29
Sample Matrix	: SOIL	**Dilution Factor**	: 1
Analytical Method	: 1,7471B	**Analyst**	: GMG
Lab File ID	: WG1870404.pdf	**Instrument ID**	: NIC1
Sample Amount	: 0.381g	**%Solids**	: 68
Digestion Method	: EPA 7471B	**Date Digested**	: 01/02/24

		mg/kg			
CAS NO.	**Parameter**	**Results**	**RL**	**MDL**	**Qualifier**
7439-97-6	Mercury, Total	0.159	0.097	0.063	

Form 1
METALS

Client	: C&S Companies	**Lab Number**	: L2376694
Project Name	: AMHERST CENTRAL PARK SOUTH	**Project Number**	: H22.009.003
Lab ID	: L2376694-09	**Date Collected**	: 12/29/23 08:50
Client ID	: SB-16-B	**Date Received**	: 12/29/23
Sample Location	:	**Date Analyzed**	: 01/03/24 18:39
Sample Matrix	: SOIL	**Dilution Factor**	: 1
Analytical Method	: 1,7471B	**Analyst**	: GMG
Lab File ID	: WG1870404.pdf	**Instrument ID**	: NIC1
Sample Amount	: 0.364g	**%Solids**	: 73
Digestion Method	: EPA 7471B	**Date Digested**	: 01/02/24

		mg/kg			
CAS NO.	**Parameter**	**Results**	**RL**	**MDL**	**Qualifier**
7439-97-6	Mercury, Total	0.147	0.094	0.061	

Form 1
METALS

Client	: C&S Companies	**Lab Number**	: L2376694
Project Name	: AMHERST CENTRAL PARK SOUTH	**Project Number**	: H22.009.003
Lab ID	: L2376694-10	**Date Collected**	: 12/29/23 08:45
Client ID	: SB-17-A	**Date Received**	: 12/29/23
Sample Location	:	**Date Analyzed**	: 01/03/24 18:42
Sample Matrix	: SOIL	**Dilution Factor**	: 1
Analytical Method	: 1,7471B	**Analyst**	: GMG
Lab File ID	: WG1870404.pdf	**Instrument ID**	: NIC1
Sample Amount	: 0.382g	**%Solids**	: 65
Digestion Method	: EPA 7471B	**Date Digested**	: 01/02/24

		mg/kg			
CAS NO.	**Parameter**	**Results**	**RL**	**MDL**	**Qualifier**
7439-97-6	Mercury, Total	0.374	0.101	0.066	

Form 1
METALS

Client	: C&S Companies	**Lab Number**	: L2376694
Project Name	: AMHERST CENTRAL PARK SOUTH	**Project Number**	: H22.009.003
Lab ID	: L2376694-11	**Date Collected**	: 12/29/23 08:45
Client ID	: SB-17-B	**Date Received**	: 12/29/23
Sample Location	:	**Date Analyzed**	: 01/03/24 18:45
Sample Matrix	: SOIL	**Dilution Factor**	: 1
Analytical Method	: 1,7471B	**Analyst**	: GMG
Lab File ID	: WG1870404.pdf	**Instrument ID**	: NIC1
Sample Amount	: 0.364g	**%Solids**	: 76
Digestion Method	: EPA 7471B	**Date Digested**	: 01/02/24

		mg/kg			
CAS NO.	**Parameter**	**Results**	**RL**	**MDL**	**Qualifier**
7439-97-6	Mercury, Total	0.439	0.091	0.059	

Form 1
METALS

Client	: C&S Companies	**Lab Number**	: L2376694
Project Name	: AMHERST CENTRAL PARK SOUTH	**Project Number**	: H22.009.003
Lab ID	: L2376694-12	**Date Collected**	: 12/29/23 08:40
Client ID	: SB-18-A	**Date Received**	: 12/29/23
Sample Location	:	**Date Analyzed**	: 01/03/24 18:49
Sample Matrix	: SOIL	**Dilution Factor**	: 1
Analytical Method	: 1,7471B	**Analyst**	: GMG
Lab File ID	: WG1870404.pdf	**Instrument ID**	: NIC1
Sample Amount	: 0.391g	**%Solids**	: 64
Digestion Method	: EPA 7471B	**Date Digested**	: 01/02/24

		mg/kg			
CAS NO.	**Parameter**	**Results**	**RL**	**MDL**	**Qualifier**
7439-97-6	Mercury, Total	ND	0.100	0.065	U

Form 1
METALS

Client	: C&S Companies	**Lab Number**	: L2376694
Project Name	: AMHERST CENTRAL PARK SOUTH	**Project Number**	: H22.009.003
Lab ID	: L2376694-13	**Date Collected**	: 12/29/23 08:40
Client ID	: SB-18-B	**Date Received**	: 12/29/23
Sample Location	:	**Date Analyzed**	: 01/03/24 18:52
Sample Matrix	: SOIL	**Dilution Factor**	: 1
Analytical Method	: 1,7471B	**Analyst**	: GMG
Lab File ID	: WG1870404.pdf	**Instrument ID**	: NIC1
Sample Amount	: 0.344g	**%Solids**	: 61
Digestion Method	: EPA 7471B	**Date Digested**	: 01/02/24

		mg/kg			
CAS NO.	**Parameter**	**Results**	**RL**	**MDL**	**Qualifier**
7439-97-6	Mercury, Total	ND	0.119	0.078	U

Form 1
METALS

Client	: C&S Companies	**Lab Number**	: L2376694
Project Name	: AMHERST CENTRAL PARK SOUTH	**Project Number**	: H22.009.003
Lab ID	: L2376694-16	**Date Collected**	: 12/29/23 09:05
Client ID	: SB-20-A	**Date Received**	: 12/29/23
Sample Location	:	**Date Analyzed**	: 01/03/24 18:55
Sample Matrix	: SOIL	**Dilution Factor**	: 1
Analytical Method	: 1,7471B	**Analyst**	: GMG
Lab File ID	: WG1870404.pdf	**Instrument ID**	: NIC1
Sample Amount	: 0.347g	**%Solids**	: 61
Digestion Method	: EPA 7471B	**Date Digested**	: 01/02/24

		mg/kg			
CAS NO.	**Parameter**	**Results**	**RL**	**MDL**	**Qualifier**
7439-97-6	Mercury, Total	0.375	0.118	0.077	

Form 1
METALS

Client	: C&S Companies	**Lab Number**	: L2376694
Project Name	: AMHERST CENTRAL PARK SOUTH	**Project Number**	: H22.009.003
Lab ID	: L2376694-17	**Date Collected**	: 12/29/23 09:05
Client ID	: SB-20-B	**Date Received**	: 12/29/23
Sample Location	:	**Date Analyzed**	: 01/03/24 18:59
Sample Matrix	: SOIL	**Dilution Factor**	: 1
Analytical Method	: 1,7471B	**Analyst**	: GMG
Lab File ID	: WG1870404.pdf	**Instrument ID**	: NIC1
Sample Amount	: 0.306g	**%Solids**	: 65
Digestion Method	: EPA 7471B	**Date Digested**	: 01/02/24

		mg/kg			
CAS NO.	**Parameter**	**Results**	**RL**	**MDL**	**Qualifier**
7439-97-6	Mercury, Total	0.307	0.125	0.082	

Form 1
METALS

Client	: C&S Companies	**Lab Number**	: L2376694
Project Name	: AMHERST CENTRAL PARK SOUTH	**Project Number**	: H22.009.003
Lab ID	: L2376694-18	**Date Collected**	: 12/29/23 09:00
Client ID	: SB-21-A	**Date Received**	: 12/29/23
Sample Location	:	**Date Analyzed**	: 01/03/24 19:02
Sample Matrix	: SOIL	**Dilution Factor**	: 1
Analytical Method	: 1,7471B	**Analyst**	: GMG
Lab File ID	: WG1870404.pdf	**Instrument ID**	: NIC1
Sample Amount	: 0.346g	**%Solids**	: 65
Digestion Method	: EPA 7471B	**Date Digested**	: 01/02/24

		mg/kg			
CAS NO.	**Parameter**	**Results**	**RL**	**MDL**	**Qualifier**
7439-97-6	Mercury, Total	0.287	0.112	0.073	

Form 1
METALS

Client	: C&S Companies	**Lab Number**	: L2376694
Project Name	: AMHERST CENTRAL PARK SOUTH	**Project Number**	: H22.009.003
Lab ID	: L2376694-19	**Date Collected**	: 12/29/23 09:00
Client ID	: SB-21-B	**Date Received**	: 12/29/23
Sample Location	:	**Date Analyzed**	: 01/03/24 19:05
Sample Matrix	: SOIL	**Dilution Factor**	: 1
Analytical Method	: 1,7471B	**Analyst**	: GMG
Lab File ID	: WG1870404.pdf	**Instrument ID**	: NIC1
Sample Amount	: 0.399g	**%Solids**	: 72
Digestion Method	: EPA 7471B	**Date Digested**	: 01/02/24

		mg/kg			
CAS NO.	**Parameter**	**Results**	**RL**	**MDL**	**Qualifier**
7439-97-6	Mercury, Total	0.224	0.088	0.057	

Form 1
METALS

Client	: C&S Companies	**Lab Number**	: L2376694
Project Name	: AMHERST CENTRAL PARK SOUTH	**Project Number**	: H22.009.003
Lab ID	: L2376694-15	**Date Collected**	: 12/29/23 08:55
Client ID	: SB-19-A	**Date Received**	: 12/29/23
Sample Location	:	**Date Analyzed**	: 01/06/24 18:11
Sample Matrix	: SOIL	**Dilution Factor**	: 1
Analytical Method	: 1,7471B	**Analyst**	: GMG
Lab File ID	: WG1871657.pdf	**Instrument ID**	: NIC4
Sample Amount	: 0.392g	**%Solids**	: 69
Digestion Method	: EPA 7471B	**Date Digested**	: 01/06/24

		mg/kg			
CAS NO.	**Parameter**	**Results**	**RL**	**MDL**	**Qualifier**
7439-97-6	Mercury, Total	0.165	0.093	0.061	

Cyanide Analysis

Form 1
WETCHEM

Client	:	C&S Companies	Lab Number	:	L2376694
Project Name	:	AMHERST CENTRAL PARK SOUTH	Project Number	:	H22.009.003
Lab ID	:	L2376694-01	Date Collected	:	12/29/23 08:25
Client ID	:	SB-01-A	Date Received	:	12/29/23
Sample Location	:		Date Analyzed	:	01/05/24 12:40
Sample Matrix	:	SOIL	Dilution Factor	:	1
Analytical Method	:	1,9010C/9012B	Analyst	:	JER
Lab File ID	:	TCN010524-A	Instrument ID	:	LACHAT6
Sample Amount	:	1.04g	%Solids	:	69
Digestion Method	:		Date Digested	:	01/05/24

		mg/kg				
CAS NO.	Parameter	Results	RL	MDL	Qualifier	
57-12-5	Cyanide, Total	ND	1.4	0.30	U	UJ

MKP 1/25/2024

Form 1
WETCHEM

Client	: C&S Companies	**Lab Number**	: L2376694
Project Name	: AMHERST CENTRAL PARK SOUTH	**Project Number**	: H22.009.003
Lab ID	: L2376694-02	**Date Collected**	: 12/29/23 08:25
Client ID	: SB-01-B	**Date Received**	: 12/29/23
Sample Location	:	**Date Analyzed**	: 01/05/24 12:41
Sample Matrix	: SOIL	**Dilution Factor**	: 1
Analytical Method	: 1,9010C/9012B	**Analyst**	: JER
Lab File ID	: TCN010524-A	**Instrument ID**	: LACHAT6
Sample Amount	: 1.0188g	**%Solids**	: 66
Digestion Method	:	**Date Digested**	: 01/05/24

		mg/kg			
CAS NO.	**Parameter**	**Results**	**RL**	**MDL**	**Qualifier**
57-12-5	Cyanide, Total	ND	1.5	0.32	U

Form 1
WETCHEM

Client	: C&S Companies	**Lab Number**	: L2376694
Project Name	: AMHERST CENTRAL PARK SOUTH	**Project Number**	: H22.009.003
Lab ID	: L2376694-03	**Date Collected**	: 12/29/23 08:30
Client ID	: SB-1A-A	**Date Received**	: 12/29/23
Sample Location	:	**Date Analyzed**	: 01/05/24 12:42
Sample Matrix	: SOIL	**Dilution Factor**	: 1
Analytical Method	: 1,9010C/9012B	**Analyst**	: JER
Lab File ID	: TCN010524-A	**Instrument ID**	: LACHAT6
Sample Amount	: 1.0857g	**%Solids**	: 55
Digestion Method	:	**Date Digested**	: 01/05/24

		mg/kg			
CAS NO.	**Parameter**	**Results**	**RL**	**MDL**	**Qualifier**
57-12-5	Cyanide, Total	ND	1.7	0.36	U

Form 1
WETCHEM

Client	: C&S Companies	**Lab Number**	: L2376694
Project Name	: AMHERST CENTRAL PARK SOUTH	**Project Number**	: H22.009.003
Lab ID	: L2376694-04	**Date Collected**	: 12/29/23 08:30
Client ID	: SB-1A-B	**Date Received**	: 12/29/23
Sample Location	:	**Date Analyzed**	: 01/05/24 12:43
Sample Matrix	: SOIL	**Dilution Factor**	: 1
Analytical Method	: 1,9010C/9012B	**Analyst**	: JER
Lab File ID	: TCN010524-A	**Instrument ID**	: LACHAT6
Sample Amount	: 1.0199g	**%Solids**	: 70
Digestion Method	:	**Date Digested**	: 01/05/24

		mg/kg			
CAS NO.	**Parameter**	**Results**	**RL**	**MDL**	**Qualifier**
57-12-5	Cyanide, Total	ND	1.4	0.30	U

Form 1
WETCHEM

Client	: C&S Companies	**Lab Number**	: L2376694
Project Name	: AMHERST CENTRAL PARK SOUTH	**Project Number**	: H22.009.003
Lab ID	: L2376694-05	**Date Collected**	: 12/29/23 08:35
Client ID	: SB-08-A	**Date Received**	: 12/29/23
Sample Location	:	**Date Analyzed**	: 01/05/24 12:46
Sample Matrix	: SOIL	**Dilution Factor**	: 1
Analytical Method	: 1,9010C/9012B	**Analyst**	: JER
Lab File ID	: TCN010524-A	**Instrument ID**	: LACHAT6
Sample Amount	: 1.0884g	**%Solids**	: 67
Digestion Method	:	**Date Digested**	: 01/05/24

		mg/kg			
CAS NO.	**Parameter**	**Results**	**RL**	**MDL**	**Qualifier**
57-12-5	Cyanide, Total	ND	1.4	0.29	U

Form 1
WETCHEM

Client	: C&S Companies	**Lab Number**	: L2376694
Project Name	: AMHERST CENTRAL PARK SOUTH	**Project Number**	: H22.009.003
Lab ID	: L2376694-06	**Date Collected**	: 12/29/23 08:35
Client ID	: SB-08-B	**Date Received**	: 12/29/23
Sample Location	:	**Date Analyzed**	: 01/04/24 13:32
Sample Matrix	: SOIL	**Dilution Factor**	: 1
Analytical Method	: 1,9010C/9012B	**Analyst**	: JER
Lab File ID	: TCN010424-A1	**Instrument ID**	: LACHAT6
Sample Amount	: 1.0709g	**%Solids**	: 65
Digestion Method	:	**Date Digested**	: 01/03/24

		mg/kg			
CAS NO.	**Parameter**	**Results**	**RL**	**MDL**	**Qualifier**
57-12-5	Cyanide, Total	ND	1.4	0.30	U

Form 1
WETCHEM

Client	: C&S Companies	**Lab Number**	: L2376694
Project Name	: AMHERST CENTRAL PARK SOUTH	**Project Number**	: H22.009.003
Lab ID	: L2376694-07	**Date Collected**	: 12/29/23 09:30
Client ID	: SS-01	**Date Received**	: 12/29/23
Sample Location	:	**Date Analyzed**	: 01/04/24 13:35
Sample Matrix	: SOIL	**Dilution Factor**	: 1
Analytical Method	: 1,9010C/9012B	**Analyst**	: JER
Lab File ID	: TCN010424-A1	**Instrument ID**	: LACHAT6
Sample Amount	: 1.0623g	**%Solids**	: 79
Digestion Method	:	**Date Digested**	: 01/03/24

		mg/kg			
CAS NO.	**Parameter**	**Results**	**RL**	**MDL**	**Qualifier**
57-12-5	Cyanide, Total	ND	1.2	0.25	U

Form 1
WETCHEM

Client	: C&S Companies	**Lab Number**	: L2376694
Project Name	: AMHERST CENTRAL PARK SOUTH	**Project Number**	: H22.009.003
Lab ID	: L2376694-08	**Date Collected**	: 12/29/23 08:50
Client ID	: SB-16-A	**Date Received**	: 12/29/23
Sample Location	:	**Date Analyzed**	: 01/04/24 13:36
Sample Matrix	: SOIL	**Dilution Factor**	: 1
Analytical Method	: 1,9010C/9012B	**Analyst**	: JER
Lab File ID	: TCN010424-A1	**Instrument ID**	: LACHAT6
Sample Amount	: 1.095g	**%Solids**	: 68
Digestion Method	:	**Date Digested**	: 01/03/24

		mg/kg			
CAS NO.	**Parameter**	**Results**	**RL**	**MDL**	**Qualifier**
57-12-5	Cyanide, Total	ND	1.3	0.28	U

Form 1
WETCHEM

Client	: C&S Companies	**Lab Number**	: L2376694
Project Name	: AMHERST CENTRAL PARK SOUTH	**Project Number**	: H22.009.003
Lab ID	: L2376694-09	**Date Collected**	: 12/29/23 08:50
Client ID	: SB-16-B	**Date Received**	: 12/29/23
Sample Location	:	**Date Analyzed**	: 01/04/24 13:37
Sample Matrix	: SOIL	**Dilution Factor**	: 1
Analytical Method	: 1,9010C/9012B	**Analyst**	: JER
Lab File ID	: TCN010424-A1	**Instrument ID**	: LACHAT6
Sample Amount	: 1.0273g	**%Solids**	: 73
Digestion Method	:	**Date Digested**	: 01/03/24

		mg/kg			
CAS NO.	**Parameter**	**Results**	**RL**	**MDL**	**Qualifier**
57-12-5	Cyanide, Total	ND	1.3	0.28	U

Form 1
WETCHEM

Client	: C&S Companies	**Lab Number**	: L2376694
Project Name	: AMHERST CENTRAL PARK SOUTH	**Project Number**	: H22.009.003
Lab ID	: L2376694-10	**Date Collected**	: 12/29/23 08:45
Client ID	: SB-17-A	**Date Received**	: 12/29/23
Sample Location	:	**Date Analyzed**	: 01/04/24 13:38
Sample Matrix	: SOIL	**Dilution Factor**	: 1
Analytical Method	: 1,9010C/9012B	**Analyst**	: JER
Lab File ID	: TCN010424-A1	**Instrument ID**	: LACHAT6
Sample Amount	: 1.0551g	**%Solids**	: 65
Digestion Method	:	**Date Digested**	: 01/03/24

		mg/kg			
CAS NO.	**Parameter**	**Results**	**RL**	**MDL**	**Qualifier**
57-12-5	Cyanide, Total	ND	1.5	0.31	U

Form 1
WETCHEM

Client	: C&S Companies	**Lab Number**	: L2376694
Project Name	: AMHERST CENTRAL PARK SOUTH	**Project Number**	: H22.009.003
Lab ID	: L2376694-11	**Date Collected**	: 12/29/23 08:45
Client ID	: SB-17-B	**Date Received**	: 12/29/23
Sample Location	:	**Date Analyzed**	: 01/04/24 13:39
Sample Matrix	: SOIL	**Dilution Factor**	: 1
Analytical Method	: 1,9010C/9012B	**Analyst**	: JER
Lab File ID	: TCN010424-A1	**Instrument ID**	: LACHAT6
Sample Amount	: 1.0478g	**%Solids**	: 76
Digestion Method	:	**Date Digested**	: 01/03/24

		mg/kg			
CAS NO.	**Parameter**	**Results**	**RL**	**MDL**	**Qualifier**
57-12-5	Cyanide, Total	ND	1.3	0.27	U

Form 1
WETCHEM

Client	: C&S Companies	**Lab Number**	: L2376694
Project Name	: AMHERST CENTRAL PARK SOUTH	**Project Number**	: H22.009.003
Lab ID	: L2376694-12	**Date Collected**	: 12/29/23 08:40
Client ID	: SB-18-A	**Date Received**	: 12/29/23
Sample Location	:	**Date Analyzed**	: 01/04/24 13:40
Sample Matrix	: SOIL	**Dilution Factor**	: 1
Analytical Method	: 1,9010C/9012B	**Analyst**	: JER
Lab File ID	: TCN010424-A1	**Instrument ID**	: LACHAT6
Sample Amount	: 1.0148g	**%Solids**	: 64
Digestion Method	:	**Date Digested**	: 01/03/24

		mg/kg			
CAS NO.	**Parameter**	**Results**	**RL**	**MDL**	**Qualifier**
57-12-5	Cyanide, Total	ND	1.5	0.33	U

Form 1
WETCHEM

Client	: C&S Companies	**Lab Number**	: L2376694
Project Name	: AMHERST CENTRAL PARK SOUTH	**Project Number**	: H22.009.003
Lab ID	: L2376694-13	**Date Collected**	: 12/29/23 08:40
Client ID	: SB-18-B	**Date Received**	: 12/29/23
Sample Location	:	**Date Analyzed**	: 01/04/24 13:41
Sample Matrix	: SOIL	**Dilution Factor**	: 1
Analytical Method	: 1,9010C/9012B	**Analyst**	: JER
Lab File ID	: TCN010424-A1	**Instrument ID**	: LACHAT6
Sample Amount	: 1.0582g	**%Solids**	: 61
Digestion Method	:	**Date Digested**	: 01/03/24

		mg/kg			
CAS NO.	**Parameter**	**Results**	**RL**	**MDL**	**Qualifier**
57-12-5	Cyanide, Total	ND	1.5	0.33	U

Form 1
WETCHEM

Client	: C&S Companies	**Lab Number**	: L2376694
Project Name	: AMHERST CENTRAL PARK SOUTH	**Project Number**	: H22.009.003
Lab ID	: L2376694-14	**Date Collected**	: 12/29/23 08:55
Client ID	: SB-19-B	**Date Received**	: 12/29/23
Sample Location	:	**Date Analyzed**	: 01/04/24 13:42
Sample Matrix	: SOIL	**Dilution Factor**	: 1
Analytical Method	: 1,9010C/9012B	**Analyst**	: JER
Lab File ID	: TCN010424-A1	**Instrument ID**	: LACHAT6
Sample Amount	: 1.0739g	**%Solids**	: 64
Digestion Method	:	**Date Digested**	: 01/03/24

		mg/kg			
CAS NO.	**Parameter**	**Results**	**RL**	**MDL**	**Qualifier**
57-12-5	Cyanide, Total	ND	1.5	0.31	U

Form 1
WETCHEM

Client	: C&S Companies	**Lab Number**	: L2376694
Project Name	: AMHERST CENTRAL PARK SOUTH	**Project Number**	: H22.009.003
Lab ID	: L2376694-16	**Date Collected**	: 12/29/23 09:05
Client ID	: SB-20-A	**Date Received**	: 12/29/23
Sample Location	:	**Date Analyzed**	: 01/04/24 14:07
Sample Matrix	: SOIL	**Dilution Factor**	: 1
Analytical Method	: 1,9010C/9012B	**Analyst**	: JER
Lab File ID	: TCN010424-A2	**Instrument ID**	: LACHAT6
Sample Amount	: 1.0262g	**%Solids**	: 61
Digestion Method	:	**Date Digested**	: 01/03/24

		mg/kg			
CAS NO.	**Parameter**	**Results**	**RL**	**MDL**	**Qualifier**
57-12-5	Cyanide, Total	ND	1.6	0.34	U

Form 1
WETCHEM

Client	: C&S Companies	**Lab Number**	: L2376694
Project Name	: AMHERST CENTRAL PARK SOUTH	**Project Number**	: H22.009.003
Lab ID	: L2376694-17	**Date Collected**	: 12/29/23 09:05
Client ID	: SB-20-B	**Date Received**	: 12/29/23
Sample Location	:	**Date Analyzed**	: 01/04/24 14:08
Sample Matrix	: SOIL	**Dilution Factor**	: 1
Analytical Method	: 1,9010C/9012B	**Analyst**	: JER
Lab File ID	: TCN010424-A2	**Instrument ID**	: LACHAT6
Sample Amount	: 1.0661g	**%Solids**	: 65
Digestion Method	:	**Date Digested**	: 01/03/24

		mg/kg			
CAS NO.	**Parameter**	**Results**	**RL**	**MDL**	**Qualifier**
57-12-5	Cyanide, Total	ND	1.4	0.30	U

Form 1
WETCHEM

Client	: C&S Companies	**Lab Number**	: L2376694
Project Name	: AMHERST CENTRAL PARK SOUTH	**Project Number**	: H22.009.003
Lab ID	: L2376694-18	**Date Collected**	: 12/29/23 09:00
Client ID	: SB-21-A	**Date Received**	: 12/29/23
Sample Location	:	**Date Analyzed**	: 01/04/24 14:11
Sample Matrix	: SOIL	**Dilution Factor**	: 1
Analytical Method	: 1,9010C/9012B	**Analyst**	: JER
Lab File ID	: TCN010424-A2	**Instrument ID**	: LACHAT6
Sample Amount	: 1.067g	**%Solids**	: 65
Digestion Method	:	**Date Digested**	: 01/03/24

		mg/kg			
CAS NO.	**Parameter**	**Results**	**RL**	**MDL**	**Qualifier**
57-12-5	Cyanide, Total	ND	1.4	0.31	U

Form 1
WETCHEM

Client	: C&S Companies	**Lab Number**	: L2376694
Project Name	: AMHERST CENTRAL PARK SOUTH	**Project Number**	: H22.009.003
Lab ID	: L2376694-19	**Date Collected**	: 12/29/23 09:00
Client ID	: SB-21-B	**Date Received**	: 12/29/23
Sample Location	:	**Date Analyzed**	: 01/04/24 14:12
Sample Matrix	: SOIL	**Dilution Factor**	: 1
Analytical Method	: 1,9010C/9012B	**Analyst**	: JER
Lab File ID	: TCN010424-A2	**Instrument ID**	: LACHAT6
Sample Amount	: 1.0808g	**%Solids**	: 72
Digestion Method	:	**Date Digested**	: 01/03/24

		mg/kg			
CAS NO.	**Parameter**	**Results**	**RL**	**MDL**	**Qualifier**
57-12-5	Cyanide, Total	ND	1.3	0.27	U

Hexavalent Chromium Analysis

Form 1
WETCHEM

Client	: C&S Companies	**Lab Number**	: L2376694
Project Name	: AMHERST CENTRAL PARK SOUTH	**Project Number**	: H22.009.003
Lab ID	: L2376694-06	**Date Collected**	: 12/29/23 08:35
Client ID	: SB-08-B	**Date Received**	: 12/29/23
Sample Location	:	**Date Analyzed**	: 01/04/24 11:12
Sample Matrix	: SOIL	**Dilution Factor**	: 1
Analytical Method	: 1,7196A	**Analyst**	: RDS
Lab File ID	: WG1870765.csv	**Instrument ID**	: SPEC4
Sample Amount	: 2.5705g	**%Solids**	: 65
Digestion Method	: EPA 3060A	**Date Digested**	: 01/03/24

		mg/kg				
CAS NO.	**Parameter**	**Results**	**RL**	**MDL**	**Qualifier**	
18540-29-9	Chromium, Hexavalent	0.338	1.23	0.246	J	J

MKP 1/25/2024

Form 1
WETCHEM

Client	: C&S Companies	Lab Number	: L2376694
Project Name	: AMHERST CENTRAL PARK SOUTH	Project Number	: H22.009.003
Lab ID	: L2376694-07	Date Collected	: 12/29/23 09:30
Client ID	: SS-01	Date Received	: 12/29/23
Sample Location	:	Date Analyzed	: 01/04/24 11:12
Sample Matrix	: SOIL	Dilution Factor	: 1
Analytical Method	: 1,7196A	Analyst	: RDS
Lab File ID	: WG1870765.csv	Instrument ID	: SPEC4
Sample Amount	: 2.5852g	%Solids	: 79
Digestion Method	: EPA 3060A	Date Digested	: 01/03/24

		mg/kg				
CAS NO.	Parameter	Results	RL	MDL	Qualifier	
18540-29-9	Chromium, Hexavalent	ND	1.01	0.202	U	UJ

MKP 1/25/2024

Form 1
WETCHEM

Client	: C&S Companies	Lab Number	: L2376694
Project Name	: AMHERST CENTRAL PARK SOUTH	Project Number	: H22.009.003
Lab ID	: L2376694-13	Date Collected	: 12/29/23 08:40
Client ID	: SB-18-B	Date Received	: 12/29/23
Sample Location	:	Date Analyzed	: 01/04/24 11:12
Sample Matrix	: SOIL	Dilution Factor	: 1
Analytical Method	: 1,7196A	Analyst	: RDS
Lab File ID	: WG1870765.csv	Instrument ID	: SPEC4
Sample Amount	: 2.4994g	%Solids	: 61
Digestion Method	: EPA 3060A	Date Digested	: 01/03/24

		mg/kg				
CAS NO.	Parameter	Results	RL	MDL	Qualifier	
18540-29-9	Chromium, Hexavalent	ND	1.31	0.262	U	UJ

MKP 1/25/2024

Form 1
WETCHEM

Client	: C&S Companies	Lab Number	: L2376694
Project Name	: AMHERST CENTRAL PARK SOUTH	Project Number	: H22.009.003
Lab ID	: L2376694-14	Date Collected	: 12/29/23 08:55
Client ID	: SB-19-B	Date Received	: 12/29/23
Sample Location	:	Date Analyzed	: 01/04/24 11:12
Sample Matrix	: SOIL	Dilution Factor	: 1
Analytical Method	: 1,7196A	Analyst	: RDS
Lab File ID	: WG1870765.csv	Instrument ID	: SPEC4
Sample Amount	: 2.5036g	%Solids	: 64
Digestion Method	: EPA 3060A	Date Digested	: 01/03/24

		mg/kg				
CAS NO.	Parameter	Results	RL	MDL	Qualifier	
18540-29-9	Chromium, Hexavalent	ND	1.26	0.252	U	UJ

MKP 1/25/2024

Total Solids / Percent Moisture Analysis

No data validation qualifiers were added

MKP 1/25/2024

Form 1
WETCHEM

Client	: C&S Companies	**Lab Number**	: L2376694
Project Name	: AMHERST CENTRAL PARK SOUTH	**Project Number**	: H22.009.003
Lab ID	: L2376694-01	**Date Collected**	: 12/29/23 08:25
Client ID	: SB-01-A	**Date Received**	: 12/29/23
Sample Location	:	**Date Analyzed**	: 12/30/23 09:55
Sample Matrix	: SOIL	**Dilution Factor**	: 1
Analytical Method	: 121,2540G	**Analyst**	: ROI
Lab File ID	: WG1869683.pdf	**Instrument ID**	: BALANCE#53
Sample Amount	:	**%Solids**	: 69
Digestion Method	:	**Date Digested**	:

		%			
CAS NO.	**Parameter**	**Results**	**RL**	**MDL**	**Qualifier**
NONE	**Solids, Total**	**69.1**	**0.100**	**NA**	

Form 1
WETCHEM

Client	: C&S Companies	**Lab Number**	: L2376694
Project Name	: AMHERST CENTRAL PARK SOUTH	**Project Number**	: H22.009.003
Lab ID	: L2376694-02	**Date Collected**	: 12/29/23 08:25
Client ID	: SB-01-B	**Date Received**	: 12/29/23
Sample Location	:	**Date Analyzed**	: 12/30/23 09:55
Sample Matrix	: SOIL	**Dilution Factor**	: 1
Analytical Method	: 121,2540G	**Analyst**	: ROI
Lab File ID	: WG1869683.pdf	**Instrument ID**	: BALANCE#53
Sample Amount	:	**%Solids**	: 66
Digestion Method	:	**Date Digested**	:

		%			
CAS NO.	**Parameter**	**Results**	**RL**	**MDL**	**Qualifier**
NONE	**Solids, Total**	**65.7**	**0.100**	**NA**	

Form 1
WETCHEM

Client	: C&S Companies	**Lab Number**	: L2376694
Project Name	: AMHERST CENTRAL PARK SOUTH	**Project Number**	: H22.009.003
Lab ID	: L2376694-03	**Date Collected**	: 12/29/23 08:30
Client ID	: SB-1A-A	**Date Received**	: 12/29/23
Sample Location	:	**Date Analyzed**	: 12/30/23 09:55
Sample Matrix	: SOIL	**Dilution Factor**	: 1
Analytical Method	: 121,2540G	**Analyst**	: ROI
Lab File ID	: WG1869683.pdf	**Instrument ID**	: BALANCE#53
Sample Amount	:	**%Solids**	: 55
Digestion Method	:	**Date Digested**	:

		%			
CAS NO.	**Parameter**	**Results**	**RL**	**MDL**	**Qualifier**
NONE	**Solids, Total**	**54.6**	**0.100**	**NA**	

Form 1
WETCHEM

Client	: C&S Companies	**Lab Number**	: L2376694
Project Name	: AMHERST CENTRAL PARK SOUTH	**Project Number**	: H22.009.003
Lab ID	: L2376694-04	**Date Collected**	: 12/29/23 08:30
Client ID	: SB-1A-B	**Date Received**	: 12/29/23
Sample Location	:	**Date Analyzed**	: 12/30/23 09:55
Sample Matrix	: SOIL	**Dilution Factor**	: 1
Analytical Method	: 121,2540G	**Analyst**	: ROI
Lab File ID	: WG1869683.pdf	**Instrument ID**	: BALANCE#53
Sample Amount	:	**%Solids**	: 70
Digestion Method	:	**Date Digested**	:

		%			
CAS NO.	**Parameter**	**Results**	**RL**	**MDL**	**Qualifier**
NONE	**Solids, Total**	**70.0**	**0.100**	**NA**	

Form 1
WETCHEM

Client	: C&S Companies	**Lab Number**	: L2376694
Project Name	: AMHERST CENTRAL PARK SOUTH	**Project Number**	: H22.009.003
Lab ID	: L2376694-05	**Date Collected**	: 12/29/23 08:35
Client ID	: SB-08-A	**Date Received**	: 12/29/23
Sample Location	:	**Date Analyzed**	: 12/30/23 09:55
Sample Matrix	: SOIL	**Dilution Factor**	: 1
Analytical Method	: 121,2540G	**Analyst**	: ROI
Lab File ID	: WG1869683.pdf	**Instrument ID**	: BALANCE#53
Sample Amount	:	**%Solids**	: 67
Digestion Method	:	**Date Digested**	:

		%			
CAS NO.	**Parameter**	**Results**	**RL**	**MDL**	**Qualifier**
NONE	**Solids, Total**	**67.2**	**0.100**	**NA**	

Form 1
WETCHEM

Client	: C&S Companies	**Lab Number**	: L2376694
Project Name	: AMHERST CENTRAL PARK SOUTH	**Project Number**	: H22.009.003
Lab ID	: L2376694-06	**Date Collected**	: 12/29/23 08:35
Client ID	: SB-08-B	**Date Received**	: 12/29/23
Sample Location	:	**Date Analyzed**	: 12/30/23 09:55
Sample Matrix	: SOIL	**Dilution Factor**	: 1
Analytical Method	: 121,2540G	**Analyst**	: ROI
Lab File ID	: WG1869683.pdf	**Instrument ID**	: BALANCE#53
Sample Amount	:	**%Solids**	: 65
Digestion Method	:	**Date Digested**	:

		%			
CAS NO.	**Parameter**	**Results**	**RL**	**MDL**	**Qualifier**
NONE	**Solids, Total**	**65.0**	**0.100**	**NA**	

Form 1
WETCHEM

Client	: C&S Companies	**Lab Number**	: L2376694
Project Name	: AMHERST CENTRAL PARK SOUTH	**Project Number**	: H22.009.003
Lab ID	: L2376694-07	**Date Collected**	: 12/29/23 09:30
Client ID	: SS-01	**Date Received**	: 12/29/23
Sample Location	:	**Date Analyzed**	: 12/30/23 09:55
Sample Matrix	: SOIL	**Dilution Factor**	: 1
Analytical Method	: 121,2540G	**Analyst**	: ROI
Lab File ID	: WG1869683.pdf	**Instrument ID**	: BALANCE#53
Sample Amount	:	**%Solids**	: 79
Digestion Method	:	**Date Digested**	:

		%			
CAS NO.	**Parameter**	**Results**	**RL**	**MDL**	**Qualifier**
NONE	**Solids, Total**	**79.4**	**0.100**	**NA**	

Form 1
WETCHEM

Client	: C&S Companies	**Lab Number**	: L2376694
Project Name	: AMHERST CENTRAL PARK SOUTH	**Project Number**	: H22.009.003
Lab ID	: L2376694-08	**Date Collected**	: 12/29/23 08:50
Client ID	: SB-16-A	**Date Received**	: 12/29/23
Sample Location	:	**Date Analyzed**	: 12/30/23 09:55
Sample Matrix	: SOIL	**Dilution Factor**	: 1
Analytical Method	: 121,2540G	**Analyst**	: ROI
Lab File ID	: WG1869683.pdf	**Instrument ID**	: BALANCE#53
Sample Amount	:	**%Solids**	: 68
Digestion Method	:	**Date Digested**	:

		%			
CAS NO.	**Parameter**	**Results**	**RL**	**MDL**	**Qualifier**
NONE	**Solids, Total**	**67.9**	**0.100**	**NA**	

Form 1
WETCHEM

Client	: C&S Companies	**Lab Number**	: L2376694
Project Name	: AMHERST CENTRAL PARK SOUTH	**Project Number**	: H22.009.003
Lab ID	: L2376694-09	**Date Collected**	: 12/29/23 08:50
Client ID	: SB-16-B	**Date Received**	: 12/29/23
Sample Location	:	**Date Analyzed**	: 12/30/23 09:55
Sample Matrix	: SOIL	**Dilution Factor**	: 1
Analytical Method	: 121,2540G	**Analyst**	: ROI
Lab File ID	: WG1869683.pdf	**Instrument ID**	: BALANCE#53
Sample Amount	:	**%Solids**	: 73
Digestion Method	:	**Date Digested**	:

		%			
CAS NO.	**Parameter**	**Results**	**RL**	**MDL**	**Qualifier**
NONE	**Solids, Total**	**73.0**	**0.100**	**NA**	

Form 1
WETCHEM

Client	: C&S Companies	**Lab Number**	: L2376694
Project Name	: AMHERST CENTRAL PARK SOUTH	**Project Number**	: H22.009.003
Lab ID	: L2376694-10	**Date Collected**	: 12/29/23 08:45
Client ID	: SB-17-A	**Date Received**	: 12/29/23
Sample Location	:	**Date Analyzed**	: 12/30/23 09:55
Sample Matrix	: SOIL	**Dilution Factor**	: 1
Analytical Method	: 121,2540G	**Analyst**	: ROI
Lab File ID	: WG1869683.pdf	**Instrument ID**	: BALANCE#53
Sample Amount	:	**%Solids**	: 65
Digestion Method	:	**Date Digested**	:

		%			
CAS NO.	**Parameter**	**Results**	**RL**	**MDL**	**Qualifier**
NONE	**Solids, Total**	**64.8**	**0.100**	**NA**	

Form 1
WETCHEM

Client	: C&S Companies	**Lab Number**	: L2376694
Project Name	: AMHERST CENTRAL PARK SOUTH	**Project Number**	: H22.009.003
Lab ID	: L2376694-11	**Date Collected**	: 12/29/23 08:45
Client ID	: SB-17-B	**Date Received**	: 12/29/23
Sample Location	:	**Date Analyzed**	: 12/30/23 09:55
Sample Matrix	: SOIL	**Dilution Factor**	: 1
Analytical Method	: 121,2540G	**Analyst**	: ROI
Lab File ID	: WG1869683.pdf	**Instrument ID**	: BALANCE#53
Sample Amount	:	**%Solids**	: 76
Digestion Method	:	**Date Digested**	:

		%			
CAS NO.	**Parameter**	**Results**	**RL**	**MDL**	**Qualifier**
NONE	**Solids, Total**	**75.7**	**0.100**	**NA**	

Form 1
WETCHEM

Client	: C&S Companies	**Lab Number**	: L2376694
Project Name	: AMHERST CENTRAL PARK SOUTH	**Project Number**	: H22.009.003
Lab ID	: L2376694-12	**Date Collected**	: 12/29/23 08:40
Client ID	: SB-18-A	**Date Received**	: 12/29/23
Sample Location	:	**Date Analyzed**	: 12/30/23 09:55
Sample Matrix	: SOIL	**Dilution Factor**	: 1
Analytical Method	: 121,2540G	**Analyst**	: ROI
Lab File ID	: WG1869683.pdf	**Instrument ID**	: BALANCE#53
Sample Amount	:	**%Solids**	: 64
Digestion Method	:	**Date Digested**	:

		%			
CAS NO.	**Parameter**	**Results**	**RL**	**MDL**	**Qualifier**
NONE	**Solids, Total**	**63.7**	**0.100**	**NA**	

Form 1
WETCHEM

Client	: C&S Companies	**Lab Number**	: L2376694
Project Name	: AMHERST CENTRAL PARK SOUTH	**Project Number**	: H22.009.003
Lab ID	: L2376694-13	**Date Collected**	: 12/29/23 08:40
Client ID	: SB-18-B	**Date Received**	: 12/29/23
Sample Location	:	**Date Analyzed**	: 12/30/23 09:55
Sample Matrix	: SOIL	**Dilution Factor**	: 1
Analytical Method	: 121,2540G	**Analyst**	: ROI
Lab File ID	: WG1869683.pdf	**Instrument ID**	: BALANCE#53
Sample Amount	:	**%Solids**	: 61
Digestion Method	:	**Date Digested**	:

		%			
CAS NO.	**Parameter**	**Results**	**RL**	**MDL**	**Qualifier**
NONE	**Solids, Total**	**61.0**	**0.100**	**NA**	

Form 1
WETCHEM

Client	: C&S Companies	**Lab Number**	: L2376694
Project Name	: AMHERST CENTRAL PARK SOUTH	**Project Number**	: H22.009.003
Lab ID	: L2376694-16	**Date Collected**	: 12/29/23 09:05
Client ID	: SB-20-A	**Date Received**	: 12/29/23
Sample Location	:	**Date Analyzed**	: 12/30/23 09:55
Sample Matrix	: SOIL	**Dilution Factor**	: 1
Analytical Method	: 121,2540G	**Analyst**	: ROI
Lab File ID	: WG1869683.pdf	**Instrument ID**	: BALANCE#53
Sample Amount	:	**%Solids**	: 61
Digestion Method	:	**Date Digested**	:

		%			
CAS NO.	**Parameter**	**Results**	**RL**	**MDL**	**Qualifier**
NONE	**Solids, Total**	**61.3**	**0.100**	**NA**	

Form 1
WETCHEM

Client	: C&S Companies	**Lab Number**	: L2376694
Project Name	: AMHERST CENTRAL PARK SOUTH	**Project Number**	: H22.009.003
Lab ID	: L2376694-17	**Date Collected**	: 12/29/23 09:05
Client ID	: SB-20-B	**Date Received**	: 12/29/23
Sample Location	:	**Date Analyzed**	: 12/30/23 09:55
Sample Matrix	: SOIL	**Dilution Factor**	: 1
Analytical Method	: 121,2540G	**Analyst**	: ROI
Lab File ID	: WG1869683.pdf	**Instrument ID**	: BALANCE#53
Sample Amount	:	**%Solids**	: 65
Digestion Method	:	**Date Digested**	:

		%			
CAS NO.	**Parameter**	**Results**	**RL**	**MDL**	**Qualifier**
NONE	**Solids, Total**	**65.3**	**0.100**	**NA**	

Form 1
WETCHEM

Client	: C&S Companies	**Lab Number**	: L2376694
Project Name	: AMHERST CENTRAL PARK SOUTH	**Project Number**	: H22.009.003
Lab ID	: L2376694-18	**Date Collected**	: 12/29/23 09:00
Client ID	: SB-21-A	**Date Received**	: 12/29/23
Sample Location	:	**Date Analyzed**	: 12/30/23 09:55
Sample Matrix	: SOIL	**Dilution Factor**	: 1
Analytical Method	: 121,2540G	**Analyst**	: ROI
Lab File ID	: WG1869683.pdf	**Instrument ID**	: BALANCE#53
Sample Amount	:	**%Solids**	: 65
Digestion Method	:	**Date Digested**	:

		%			
CAS NO.	**Parameter**	**Results**	**RL**	**MDL**	**Qualifier**
NONE	**Solids, Total**	**64.6**	**0.100**	**NA**	

Form 1
WETCHEM

Client	: C&S Companies	**Lab Number**	: L2376694
Project Name	: AMHERST CENTRAL PARK SOUTH	**Project Number**	: H22.009.003
Lab ID	: L2376694-19	**Date Collected**	: 12/29/23 09:00
Client ID	: SB-21-B	**Date Received**	: 12/29/23
Sample Location	:	**Date Analyzed**	: 12/30/23 09:55
Sample Matrix	: SOIL	**Dilution Factor**	: 1
Analytical Method	: 121,2540G	**Analyst**	: ROI
Lab File ID	: WG1869683.pdf	**Instrument ID**	: BALANCE#53
Sample Amount	:	**%Solids**	: 72
Digestion Method	:	**Date Digested**	:

		%			
CAS NO.	**Parameter**	**Results**	**RL**	**MDL**	**Qualifier**
NONE	**Solids, Total**	**71.6**	**0.100**	**NA**	

Appendix B

Laboratory QC Documentation

Form 1
METALS

Client	: C&S Companies	Lab Number	: L2376694
Project Name	: AMHERST CENTRAL PARK SOUTH	Project Number	: H22.009.003
Lab ID	: WG1870090-1	Date Collected	: NA
Client ID	: WG1870090-1BLANK	Date Received	: NA
Sample Location	:	Date Analyzed	: 01/02/24 18:29
Sample Matrix	: SOIL	Dilution Factor	: 1
Analytical Method	: 1,6010D	Analyst	: DHL
Lab File ID	: WG1869972.pdf	Instrument ID	: TRACE9
Sample Amount	: 1.25g	%Solids	: NA
Digestion Method	: EPA 3050B	Date Digested	: 01/02/24

		mg/kg			
CAS NO.	Parameter	Results	RL	MDL	Qualifier
7429-90-5	Aluminum, Total	ND	4.00	1.08	U
7440-36-0	Antimony, Total	ND	2.00	0.152	U
7440-38-2	Arsenic, Total	ND	0.400	0.083	U
7440-39-3	Barium, Total	ND	0.400	0.070	U
7440-41-7	Beryllium, Total	ND	0.200	0.013	U
7440-43-9	Cadmium, Total	ND	0.400	0.039	U
7440-70-2	Calcium, Total	ND	4.00	1.40	U
7440-47-3	Chromium, Total	0.172	0.400	0.038	J
7440-48-4	Cobalt, Total	ND	0.800	0.066	U
7440-50-8	Copper, Total	ND	0.400	0.103	U
7439-89-6	Iron, Total	ND	2.00	0.361	U
7439-92-1	Lead, Total	ND	2.00	0.107	U
7439-95-4	Magnesium, Total	ND	4.00	0.616	U
7439-96-5	Manganese, Total	ND	0.400	0.064	U
7440-02-0	Nickel, Total	ND	1.00	0.097	U
7440-09-7	Potassium, Total	ND	100	5.76	U
7782-49-2	Selenium, Total	ND	0.800	0.103	U
7440-22-4	Silver, Total	ND	0.200	0.113	U
7440-23-5	Sodium, Total	ND	80.0	1.26	U
7440-28-0	Thallium, Total	ND	0.800	0.126	U
7440-62-2	Vanadium, Total	ND	0.400	0.081	U
7440-66-6	Zinc, Total	ND	2.00	0.117	U

Form 1
METALS

Client	: C&S Companies	Lab Number	: L2376694
Project Name	: AMHERST CENTRAL PARK SOUTH	Project Number	: H22.009.003
Lab ID	: WG1870367-1	Date Collected	: NA
Client ID	: WG1870367-1BLANK	Date Received	: NA
Sample Location	:	Date Analyzed	: 01/03/24 12:15
Sample Matrix	: SOIL	Dilution Factor	: 1
Analytical Method	: 1,6010D	Analyst	: DHL
Lab File ID	: WG1870372.pdf	Instrument ID	: TRACE9
Sample Amount	: 1.25g	%Solids	: NA
Digestion Method	: EPA 3050B	Date Digested	: 01/03/24

		mg/kg			
CAS NO.	Parameter	Results	RL	MDL	Qualifier
7429-90-5	Aluminum, Total	ND	4.00	1.08	U
7440-36-0	Antimony, Total	ND	2.00	0.152	U
7440-38-2	Arsenic, Total	ND	0.400	0.083	U
7440-39-3	Barium, Total	ND	0.400	0.070	U
7440-41-7	Beryllium, Total	ND	0.200	0.013	U
7440-43-9	Cadmium, Total	ND	0.400	0.039	U
7440-70-2	Calcium, Total	ND	4.00	1.40	U
7440-47-3	Chromium, Total	0.161	0.400	0.038	J
7440-48-4	Cobalt, Total	ND	0.800	0.066	U
7440-50-8	Copper, Total	ND	0.400	0.103	U
7439-89-6	Iron, Total	ND	2.00	0.361	U
7439-92-1	Lead, Total	ND	2.00	0.107	U
7439-95-4	Magnesium, Total	ND	4.00	0.616	U
7439-96-5	Manganese, Total	ND	0.400	0.064	U
7440-02-0	Nickel, Total	ND	1.00	0.097	U
7440-09-7	Potassium, Total	ND	100	5.76	U
7782-49-2	Selenium, Total	ND	0.800	0.103	U
7440-22-4	Silver, Total	ND	0.200	0.113	U
7440-23-5	Sodium, Total	ND	80.0	1.26	U
7440-28-0	Thallium, Total	ND	0.800	0.126	U
7440-62-2	Vanadium, Total	ND	0.400	0.081	U
7440-66-6	Zinc, Total	ND	2.00	0.117	U

Form 1
METALS

Client	: C&S Companies	Lab Number	: L2376694
Project Name	: AMHERST CENTRAL PARK SOUTH	Project Number	: H22.009.003
Lab ID	: WG1871529-1	Date Collected	: NA
Client ID	: WG1871529-1BLANK	Date Received	: NA
Sample Location	:	Date Analyzed	: 01/06/24 13:57
Sample Matrix	: SOIL	Dilution Factor	: 1
Analytical Method	: 1,6010D	Analyst	: MAM
Lab File ID	: WG1871676.pdf	Instrument ID	: TRACE7
Sample Amount	: 1.25g	%Solids	: NA
Digestion Method	: EPA 3050B	Date Digested	: 01/06/24

		mg/kg			
CAS NO.	Parameter	Results	RL	MDL	Qualifier
7429-90-5	Aluminum, Total	ND	4.00	1.08	U
7440-36-0	Antimony, Total	ND	2.00	0.152	U
7440-38-2	Arsenic, Total	ND	0.400	0.083	U
7440-39-3	Barium, Total	ND	0.400	0.070	U
7440-41-7	Beryllium, Total	ND	0.200	0.013	U
7440-43-9	Cadmium, Total	ND	0.400	0.039	U
7440-70-2	Calcium, Total	ND	4.00	1.40	U
7440-47-3	Chromium, Total	0.167	0.400	0.038	J
7440-48-4	Cobalt, Total	ND	0.800	0.066	U
7439-89-6	Iron, Total	0.650	2.00	0.361	J
7439-92-1	Lead, Total	ND	2.00	0.107	U
7439-95-4	Magnesium, Total	ND	4.00	0.616	U
7440-02-0	Nickel, Total	ND	1.00	0.097	U
7440-09-7	Potassium, Total	ND	100	5.76	U
7782-49-2	Selenium, Total	0.159	0.800	0.103	J
7440-22-4	Silver, Total	ND	0.200	0.113	U
7440-23-5	Sodium, Total	1.32	80.0	1.26	J
7440-28-0	Thallium, Total	ND	0.800	0.126	U
7440-62-2	Vanadium, Total	ND	0.400	0.081	U
7440-66-6	Zinc, Total	ND	2.00	0.117	U

Form 1
METALS

Client	: C&S Companies	Lab Number	: L2376694
Project Name	: AMHERST CENTRAL PARK SOUTH	Project Number	: H22.009.003
Lab ID	: WG1871529-1	Date Collected	: NA
Client ID	: WG1871529-1BLANK	Date Received	: NA
Sample Location	:	Date Analyzed	: 01/07/24 16:42
Sample Matrix	: SOIL	Dilution Factor	: 1
Analytical Method	: 1,6010D	Analyst	: DHL
Lab File ID	: WG1871787.pdf	Instrument ID	: TRACE5
Sample Amount	: 1.25g	%Solids	: NA
Digestion Method	: EPA 3050B	Date Digested	: 01/06/24

		mg/kg			
CAS NO.	Parameter	Results	RL	MDL	Qualifier
7440-50-8	Copper, Total	ND	0.400	0.103	U
7439-96-5	Manganese, Total	0.113	0.400	0.064	J

Form 5a
Matrix Spike

Client	: C&S Companies	Lab Number	: L2376694
Project Name	: AMHERST CENTRAL PARK SOUTH	Project Number	: H22.009.003
Client Sample ID	: SB-19-B	Matrix	: SLUDGE
Lab Sample ID	: L2376694-14		
Matrix Spike	: WG1870367-3	MS Analysis Date	: 01/03/24 12:34
Matrix Spike Dup	: WG1870367-4	MSD Analysis Date	: 01/03/24 12:37

		Matrix Spike Sample				Matrix Spike Duplicate						
Parameter	Sample Conc. (mg/kg)	Spike Added (mg/kg)	Spike Conc. (mg/kg)	%R		Spike Added (mg/kg)	Spike Conc. (mg/kg)	%R		RPD	Recovery Limits	RPD Limit
Aluminum, Total	9600	241	9850	104		248	9600	0	Q	3	75-125	20 +
Antimony, Total	ND	60.2	62.8	104		62	64.3	104		2	75-125	20
Arsenic, Total	9.28	14.4	25.0	109		14.9	24.8	104		1	75-125	20
Barium, Total	54.4	241	294	99		248	297	98		1	75-125	20
Beryllium, Total	0.391J	6.02	6.59	109		6.2	6.68	108		1	75-125	20
Cadmium, Total	7.32	6.38	13.4	95		6.57	13.1	88		2	75-125	20
Calcium, Total	3340	1200	4630	107		1240	4510	94		3	75-125	20
Chromium, Total	117	24.1	145	116		24.8	142	101		2	75-125	20
Cobalt, Total	3.13	60.2	59.9	94		62	60.7	93		1	75-125	20
Copper, Total	18.7	30.1	49.1	101		31	48.3	95		2	75-125	20
Iron, Total	12600	120	11600	0	Q	124	11300	0	Q	3	75-125	20 +
Lead, Total	46.1	63.8	117	111		65.7	116	106		1	75-125	20
Magnesium, Total	1380	1200	2540	96		1240	2520	92		1	75-125	20
Manganese, Total	121	60.2	177	93		62	171	81		3	75-125	20
Nickel, Total	10.3	60.2	63.6	88		62	63.8	86		0	75-125	20
Potassium, Total	371	1200	1660	107		1240	1680	106		1	75-125	20
Selenium, Total	0.663J	14.4	18.5	128	Q	14.9	18.1	122		2	75-125	20
Silver, Total	0.953	6.02	6.81	97		6.2	6.78	94		0	75-125	20
Sodium, Total	71.8J	1200	1420	118		1240	1440	116		1	75-125	20
Thallium, Total	ND	14.4	16.1	111		14.9	16.3	110		1	75-125	20
Vanadium, Total	18.9	60.2	73.6	91		62	73.8	88		0	75-125	20
Zinc, Total	65.0	60.2	122	95		62	120	89		2	75-125	20

+Sample amount detected > 4X spike amount added

Form 5a
Matrix Spike

Client	: C&S Companies	Lab Number	: L2376694
Project Name	: AMHERST CENTRAL PARK SOUTH	Project Number	: H22.009.003
Client Sample ID	: NA	Matrix	: SOLID
Lab Sample ID	: L2400761-02		
Matrix Spike	: WG1871529-3	MS Analysis Date	: 01/06/24 14:16
Matrix Spike Dup	:	MSD Analysis Date	:

		Matrix Spike Sample			Matrix Spike Duplicate					
Parameter	Sample Conc. (mg/kg)	Spike Added (mg/kg)	Spike Conc. (mg/kg)	%R	Spike Added (mg/kg)	Spike Conc. (mg/kg)	%R	RPD	Recovery Limits	RPD Limit
Aluminum, Total	1630	174	2260	361 Q					75-125	20 +
Antimony, Total	ND	43.6	44.3	102					75-125	20
Arsenic, Total	4.53	10.5	16.5	114					75-125	20
Barium, Total	23.4	174	192	97					75-125	20
Beryllium, Total	0.067J	4.36	3.96	91					75-125	20
Cadmium, Total	ND	4.62	4.22	91					75-125	20
Chromium, Total	6.44	17.4	22.8	94					75-125	20
Cobalt, Total	2.32	43.6	43.3	94					75-125	20
Iron, Total	5650	87.2	5770	138 Q					75-125	20 +
Lead, Total	4.48	46.2	52.9	105					75-125	20
Magnesium, Total	40100	872	37500	0 Q					75-125	20 +
Nickel, Total	6.66	43.6	46.1	90					75-125	20
Potassium, Total	269	872	1330	122					75-125	20
Selenium, Total	0.475J	10.5	12.2	116					75-125	20
Silver, Total	ND	4.36	4.58	105					75-125	20
Sodium, Total	131J	872	1120	128 Q					75-125	20
Thallium, Total	0.588J	10.5	10.5	100					75-125	20
Vanadium, Total	8.08	43.6	49.6	95					75-125	20
Zinc, Total	18.7	43.6	67.3	111					75-125	20

+Sample amount detected > 4X spike amount added

Form 5a
Matrix Spike

Client	: C&S Companies	Lab Number	: L2376694
Project Name	: AMHERST CENTRAL PARK SOUTH	Project Number	: H22.009.003
Client Sample ID	: NA	Matrix	: SOIL
Lab Sample ID	: L2376698-01		
Matrix Spike	: WG1871231-4	MS Analysis Date	: 01/05/24 12:48
Matrix Spike Dup	: WG1871231-5	MSD Analysis Date	: 01/05/24 12:49

		Matrix Spike Sample				Matrix Spike Duplicate					
Parameter	Sample Conc. (mg/kg)	Spike Added (mg/kg)	Spike Conc. (mg/kg)	%R		Spike Added (mg/kg)	Spike Conc. (mg/kg)	%R	RPD	Recovery Limits	RPD Limit
Cyanide, Total	ND	11	5.0	45	Q	11	11	97	75 Q	75-125	35

Form 5a
Matrix Spike

Client	: C&S Companies	Lab Number	: L2376694
Project Name	: AMHERST CENTRAL PARK SOUTH	Project Number	: H22.009.003
Client Sample ID	: SB-19-B	Matrix	: SOIL
Lab Sample ID	: L2376694-14		
Matrix Spike	: WG1870765-4	MS Analysis Date	: 01/04/24 11:12
Matrix Spike Dup	: WG1870765-5	MSD Analysis Date	: 01/04/24 11:12

		Matrix Spike Sample				Matrix Spike Duplicate						
Parameter	Sample Conc. (mg/kg)	Spike Added (mg/kg)	Spike Conc. (mg/kg)	%R		Spike Added (mg/kg)	Spike Conc. (mg/kg)	%R		RPD	Recovery Limits	RPD Limit
Chromium, Hexavalent	ND	1750	914	52	Q	1350	686	51	Q	1	75-125	20

Form 7
Laboratory Control Sample

Client	: C&S Companies	**Lab Number**	: L2376694
Project Name	: AMHERST CENTRAL PARK SOUTH	**Project Number**	: H22.009.003
Client Sample ID	: NA	**Matrix**	: SOIL
Lab Sample ID	: WG1870765-2	**LCS Analysis Date**	: 01/04/24 11:12
Dup Sample ID	:	**LCSD Analysis Date**	:

	Laboratory Control Sample			Laboratory Control Duplicate					
Parameter	**True (mg/kg)**	**Found (mg/kg)**	**%R**	**True (mg/kg)**	**Found (mg/kg)**	**%R**	**RPD**	**Recovery Limits**	**RPD Limit**
Chromium, Hexavalent	19.9	14.0	70. Q					80-120	20

Appendix C

Validator Qualifications

KENNETH R. APPLIN
Geochemist/Data Validator

Ph.D., Geochemistry and Mineralogy, The Pennsylvania State University

M.S., Geochemistry and Mineralogy, The Pennsylvania State University

B.A., Geological Sciences, SUNY at Geneseo, NY

Dr. Applin has over 35 years of experience working with the geochemistry of natural waters. His prior experience includes working as an Assistant Professor of Geology at the University of Missouri-Columbia and as Chief Hydrogeologist and Geochemist with a leading engineering firm in Rochester, NY. In 1993, he established KR Applin and Associates, a small consulting business that focuses on the geochemistry of natural waters, especially as applied to problems involving the contamination of groundwater and surface water.

Dr. Applin is also an experienced analytical data validator and has provided data validation services since 1994 to a variety of clients performing brownfield cleanup projects, hazardous waste remediation, groundwater monitoring at solid waste facilities, and other projects requiring third-party data validation. Dr. Applin has several years of hands-on experience with the laboratory analysis of natural waters and has successfully completed the USEPA Region II certification courses for performing inorganic and organic analytical data validation.